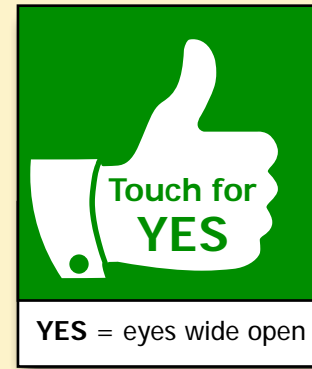


EMS Communication Card

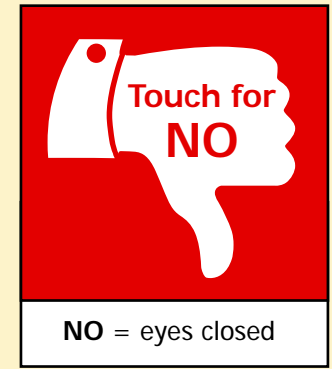
For Medical, Physical and Emotional Information

INSTRUCTIONS: Have patient touch pictures to request wants and needs. If unable, caregiver touches pictures and gets yes/no response from patient. This may be helpful for patients who are deaf, hard of hearing, or could have a traumatic brain injury, autism or an intellectual disability.

Yes = thumbs up, nod, or eyes wide open No = thumbs down, nod, or eyes closed



YES = eyes wide open

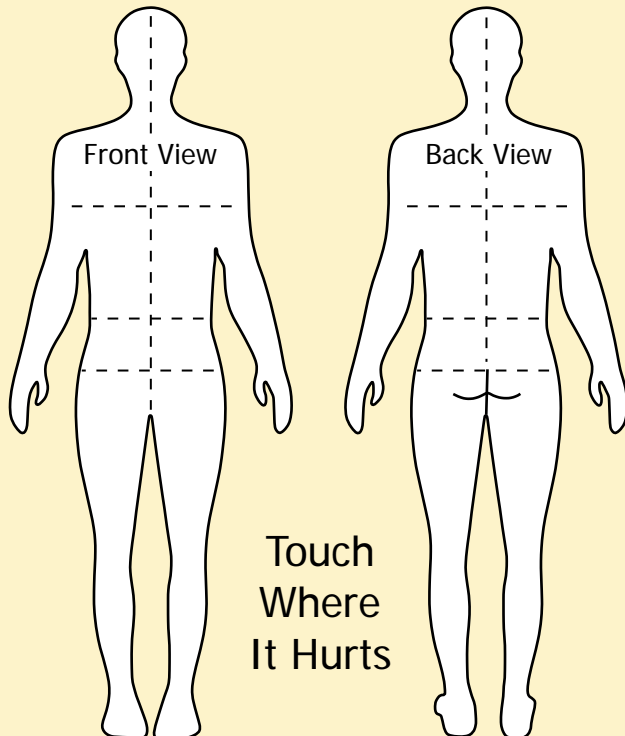
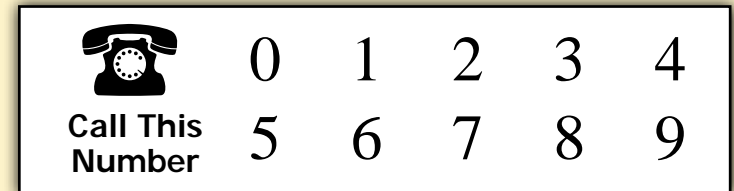


NO = eyes closed

Quick Communication Tips

- Get my attention first
- Make eye contact when you speak
- Speak clearly at a normal pace and tone
- Do not cover your mouth
- I may have memory issues and it may take me longer to process what you are telling me.

- I cannot lip read everything you say
- A cochlear implant or hearing aid does not mean I can hear and understand everything you say
- I may only understand sign language



The best way to communicate with me is:

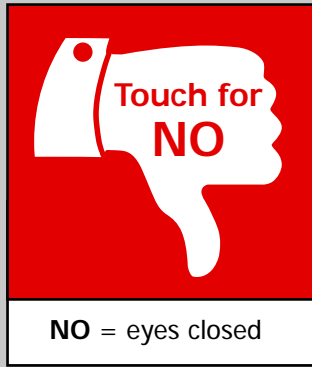
- Interpreter
- Texting
- Writing
- Lipread
- I Cannot Lipread
- Assistive Listening Device

Pain Scale












This card is endorsed by:





Common Medical Issues

- Breathing Problems/COPD
- Stroke
- High Blood Pressure
- Cardiac/Heart Issues
- Diabetes
- Seizure/Epilepsy
- Sensitive to touch



The funding for this publication is provided, at taxpayer expense, by the U.S. Department of Health and Human Services (DHHS), Administration for Community Living (ACL); U.S. DHHS, Substance Abuse and Mental Health Services Administration (SAMHSA); U.S. Department of Education (DOE), Rehabilitation Services Administration (RSA). These contents are solely the responsibility of the grantee and do not necessarily represent the official views of the funders. The Protection and Advocacy System for the state of WV.