



# Senate Bill 419 Advisory Committee

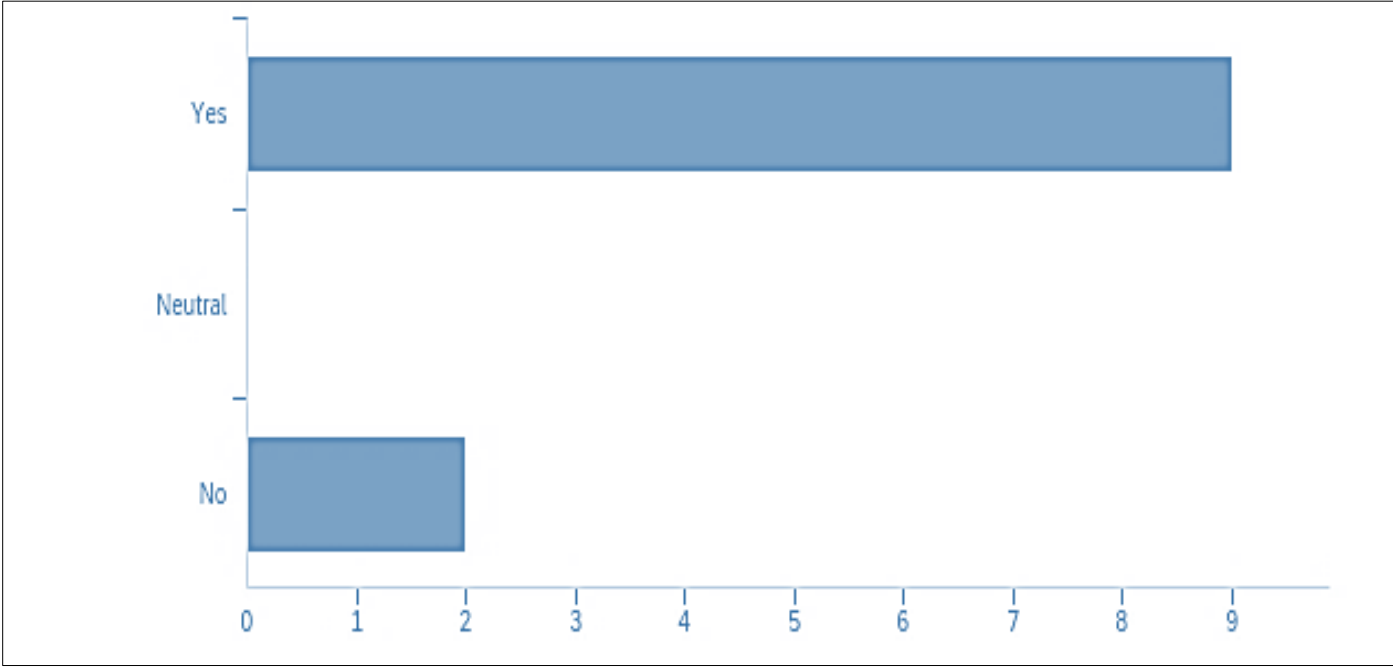
## Quality Measurement Polling Results

September 8, 2022

# Agenda

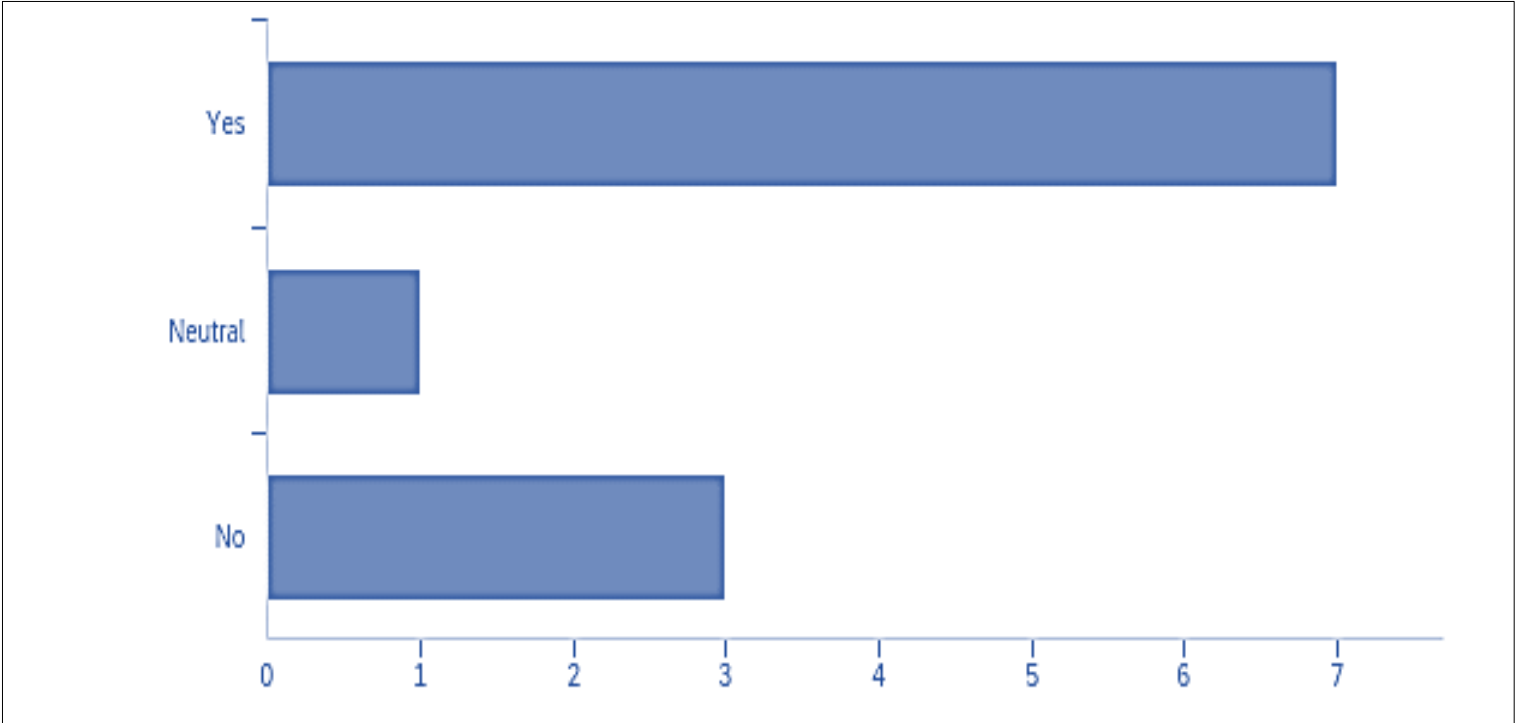
- Measure Polling Results
  - 11 responses received

# Stakeholder Quality Measure Feedback

Measure Name	Data Source	Measure Type								
<b>Measure #1: Initiation and Engagement of Substance Use Disorder Treatment (IET)</b>	<b>Claims</b>	<b>Process</b>								
 <p>A horizontal bar chart with a white background and a thin black border. The y-axis is on the left, with three categories: 'Yes', 'Neutral', and 'No'. The x-axis is at the bottom, with numerical values from 0 to 9. The 'Yes' bar is blue and extends to the value 9. The 'Neutral' bar is not visible, indicating a value of 0. The 'No' bar is blue and extends to the value 2.</p> <table border="1"><thead><tr><th>Response</th><th>Count</th></tr></thead><tbody><tr><td>Yes</td><td>9</td></tr><tr><td>Neutral</td><td>0</td></tr><tr><td>No</td><td>2</td></tr></tbody></table>			Response	Count	Yes	9	Neutral	0	No	2
Response	Count									
Yes	9									
Neutral	0									
No	2									

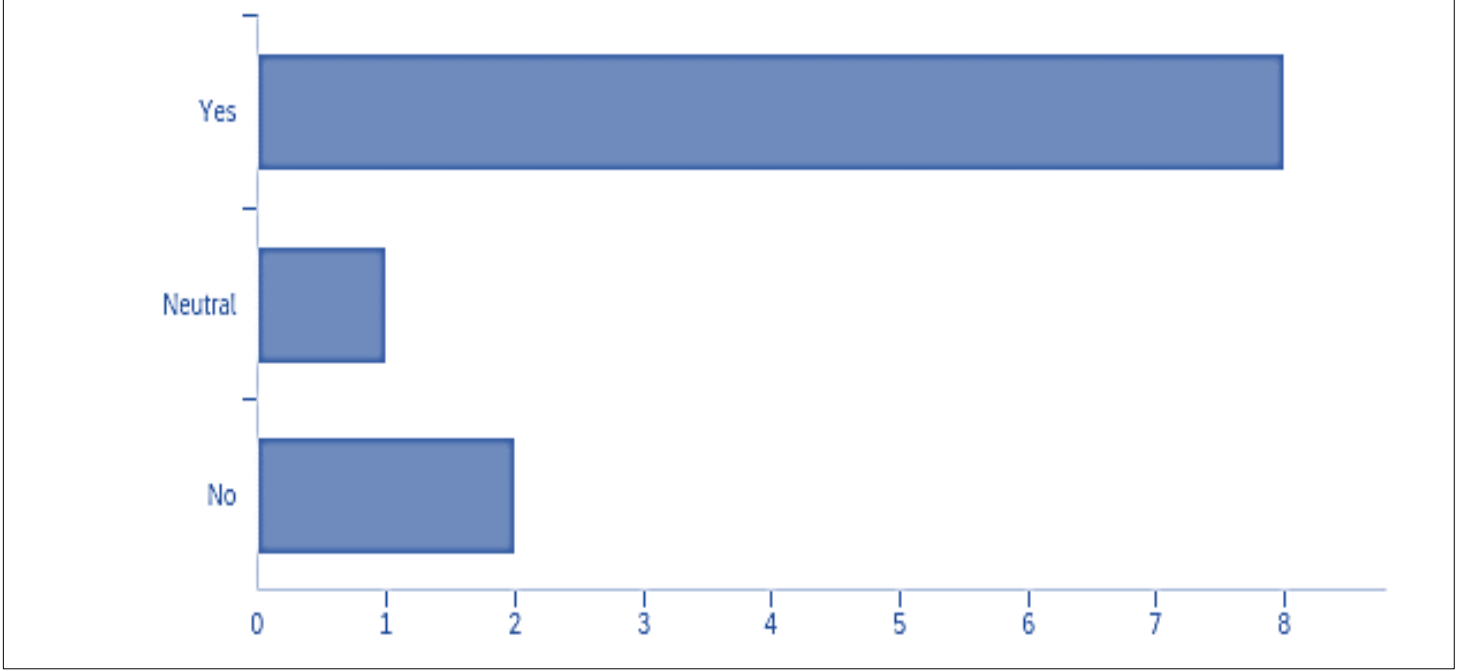
# Stakeholder Quality Measure Feedback

Measure Name	Data Source	Measure Type
Measure #2: Follow-Up After Emergency Department Visit for Substance Use	Claims	Process



# Stakeholder Quality Measure Feedback

Measure Name	Data Source	Measure Type
<b>Measure #3: Use of Pharmacotherapy for Opioid Use Disorder (OUD)</b>	<b>Claims</b>	<b>Process</b>

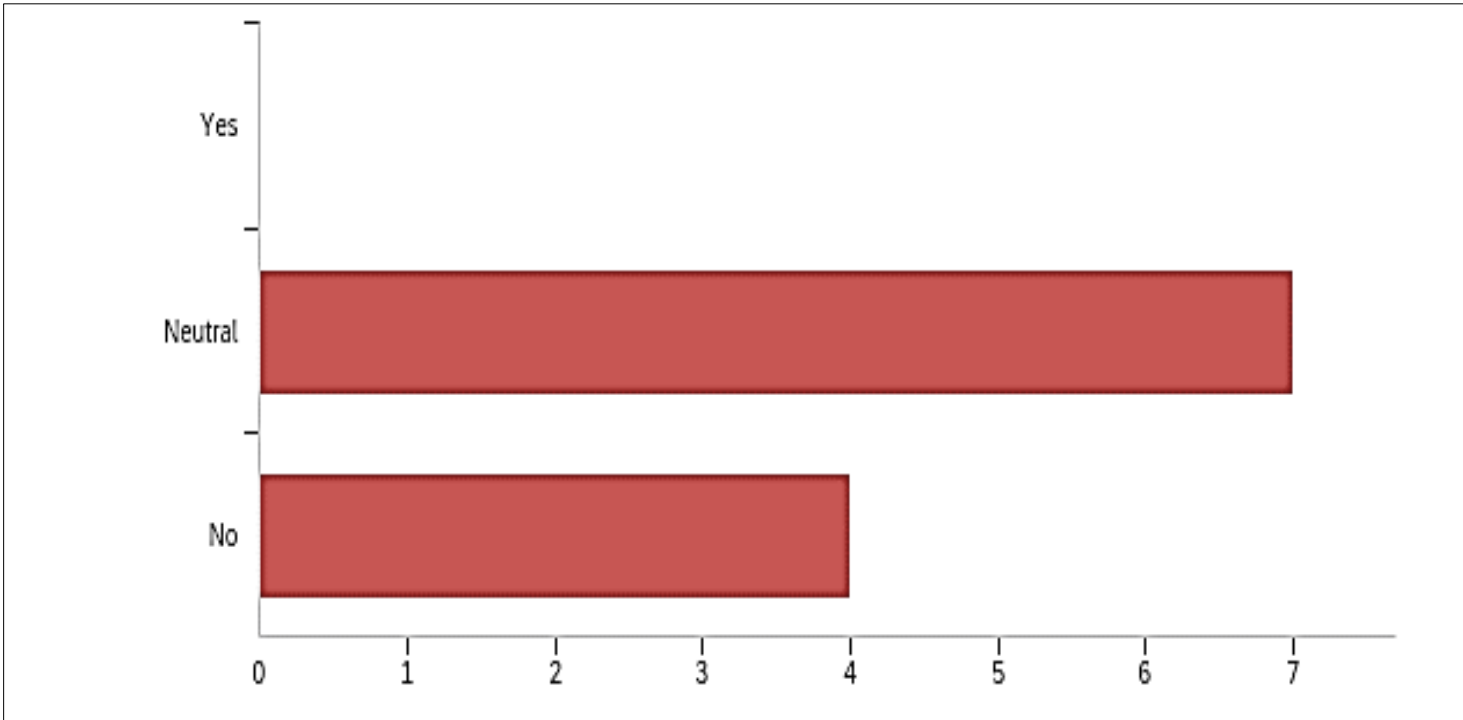
  


A horizontal bar chart displaying stakeholder feedback for Measure #3. The x-axis represents the number of responses, ranging from 0 to 8. The y-axis lists the feedback categories: Yes, Neutral, and No. The 'Yes' category has 8 responses, 'Neutral' has 1 response, and 'No' has 2 responses.

Feedback Category	Count
Yes	8
Neutral	1
No	2

# Stakeholder Quality Measure Feedback

Measure Name	Data Source	Measure Type
Measure #4: Depression Assessment with PHQ-9/ PHQ-9M	Claims	Process



# Stakeholder Quality Measure Feedback

Measure Name	Data Source	Measure Type
Measure #5: Depression Remission at Six Months	Claims	Outcome

A horizontal bar chart displaying stakeholder feedback for Measure #5: Depression Remission at Six Months. The x-axis represents a score from 0 to 4, with increments of 0.5. The y-axis lists three feedback categories: Yes, Neutral, and No. The 'Yes' bar has a value of 3.0, the 'Neutral' bar has a value of 4.0, and the 'No' bar has a value of 4.0.

Feedback Category	Score
Yes	3.0
Neutral	4.0
No	4.0

# Stakeholder Quality Measure Feedback

Measure Name	Data Source	Measure Type
Measure #6: Depression Remission at Twelve Months	Claims	Outcome

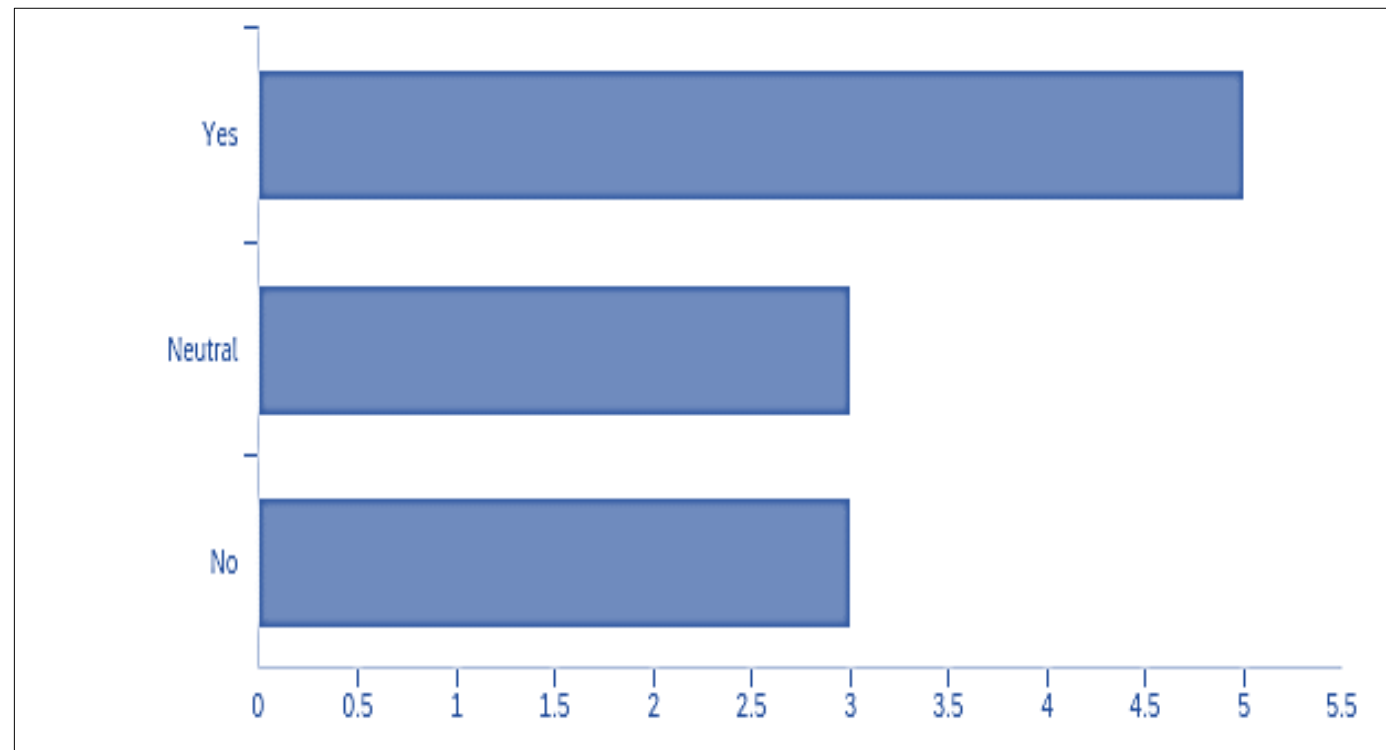
A horizontal bar chart illustrating stakeholder feedback for Measure #6: Depression Remission at Twelve Months. The y-axis lists the feedback categories: Yes, Neutral, and No. The x-axis represents the number of stakeholders, with a scale from 0 to 5.5 in increments of 0.5. The bars are colored red. The 'Yes' bar extends to 2, the 'Neutral' bar to 4, and the 'No' bar to 5.

Feedback Category	Count
Yes	2
Neutral	4
No	5



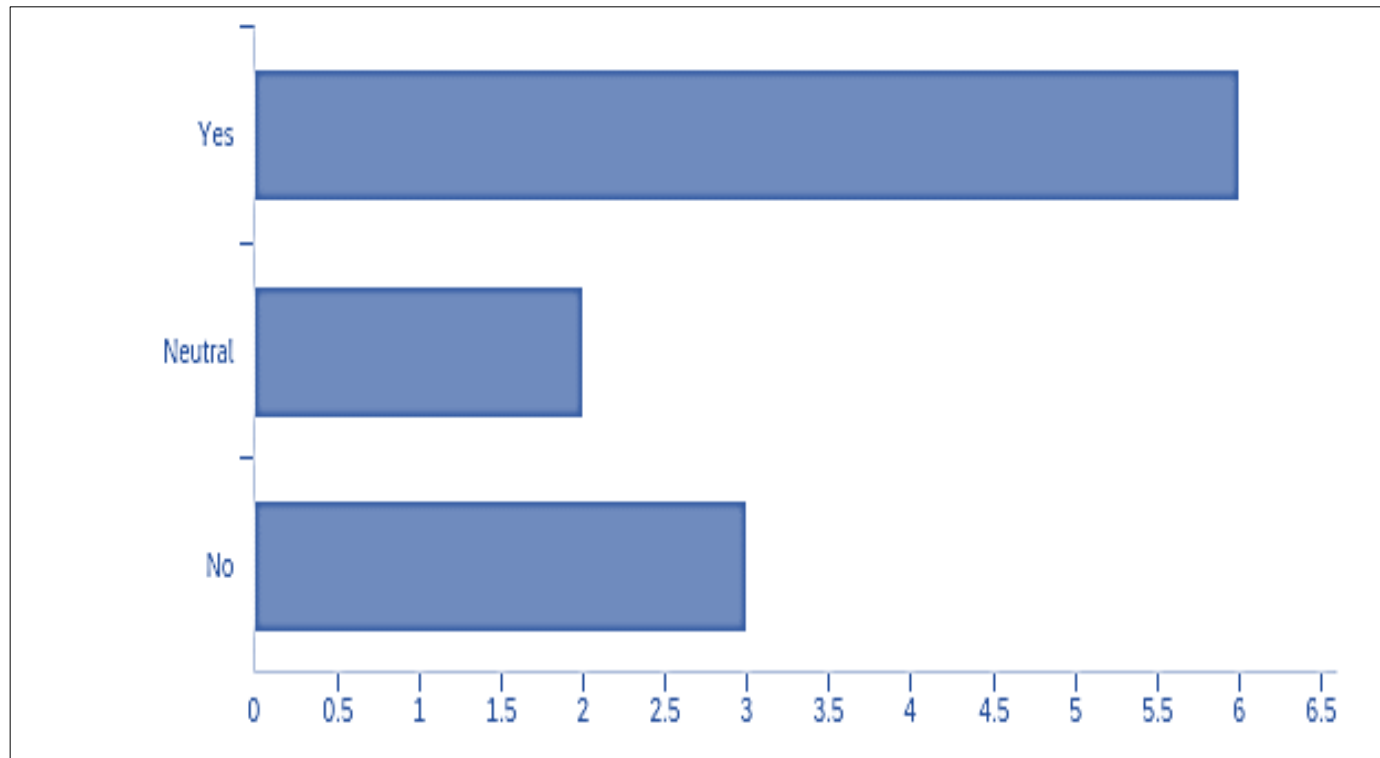
# Stakeholder Quality Measure Feedback

Measure Name	Data Source	Measure Type
<b>Measure #7: Depression Response at Six Months- Progress Towards Remission</b>	<b>Claims</b>	<b>Outcome</b>



# Stakeholder Quality Measure Feedback

Measure Name	Data Source	Measure Type
<b>Measure #8: Depression Response at Twelve Months- Progress Towards Remission</b>	<b>Claims</b>	<b>Outcome</b>



# Stakeholder Quality Measure Feedback

Measure Name	Data Source	Measure Type
<b>Measure #9: Gains in Patient Activation (PAM) Scores at 12 Months</b>	<b>Instrument-Based Data, Other</b>	<b>Outcome</b>

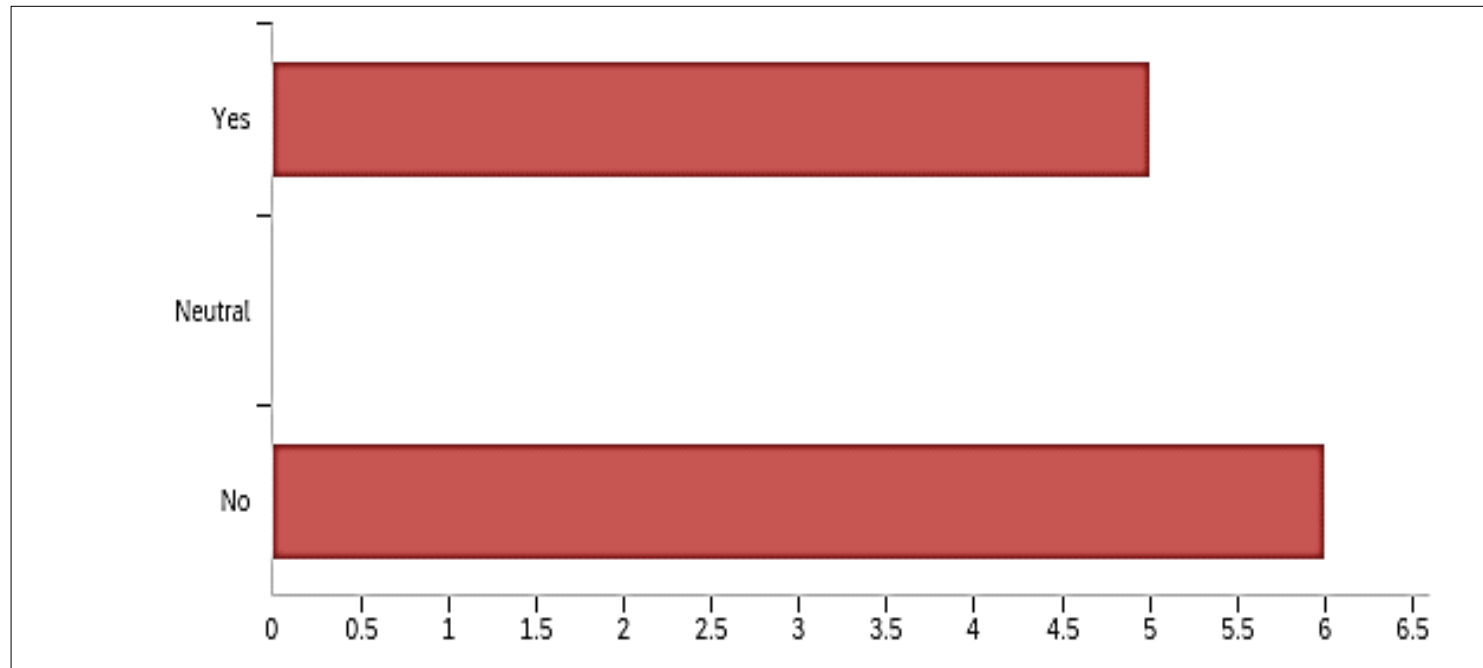
  

A horizontal bar chart illustrating the distribution of stakeholder feedback for Measure #9. The y-axis lists the feedback categories: 'Yes', 'Neutral', and 'No'. The x-axis represents the count of responses, with major tick marks every 0.5 units from 0 to 6.5. The 'Yes' response has a count of 6, 'Neutral' has a count of 4, and 'No' has a count of 1.

Response	Count
Yes	6
Neutral	4
No	1

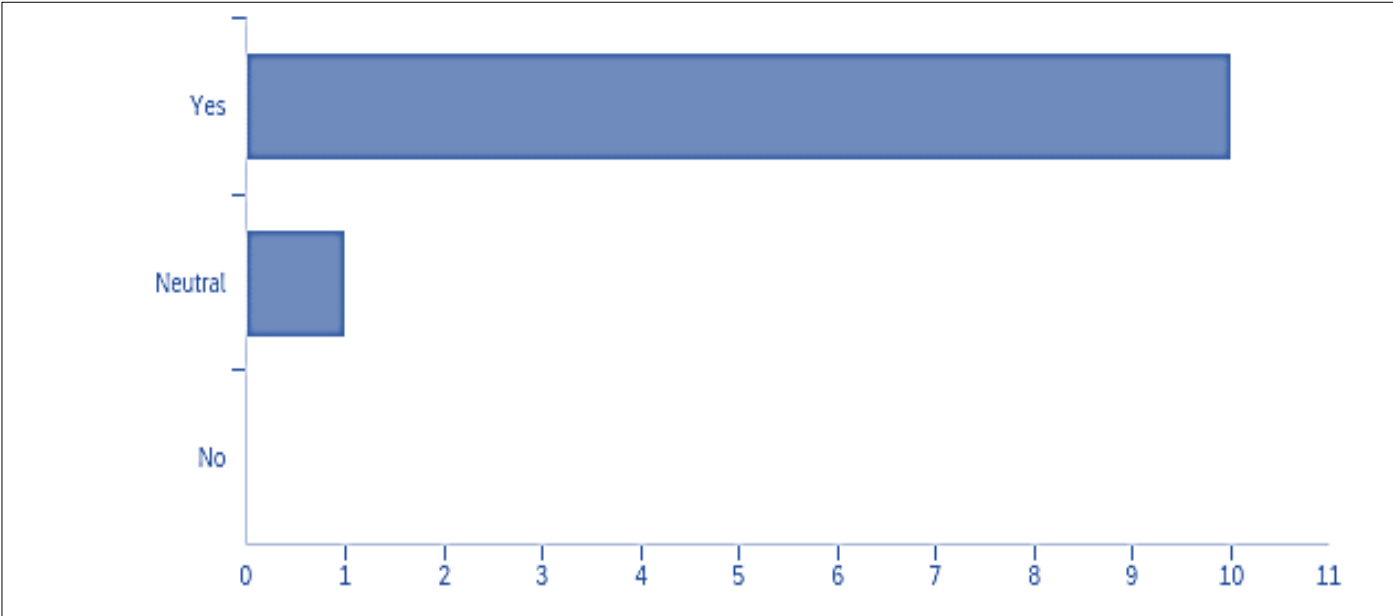
# Stakeholder Quality Measure Feedback

Measure Name	Data Source	Measure Type
<b>Measure #10: Use of Opioids from Multiple Providers and at High Dosage in Persons Without Cancer</b>	<b>Claims</b>	<b>Process</b>



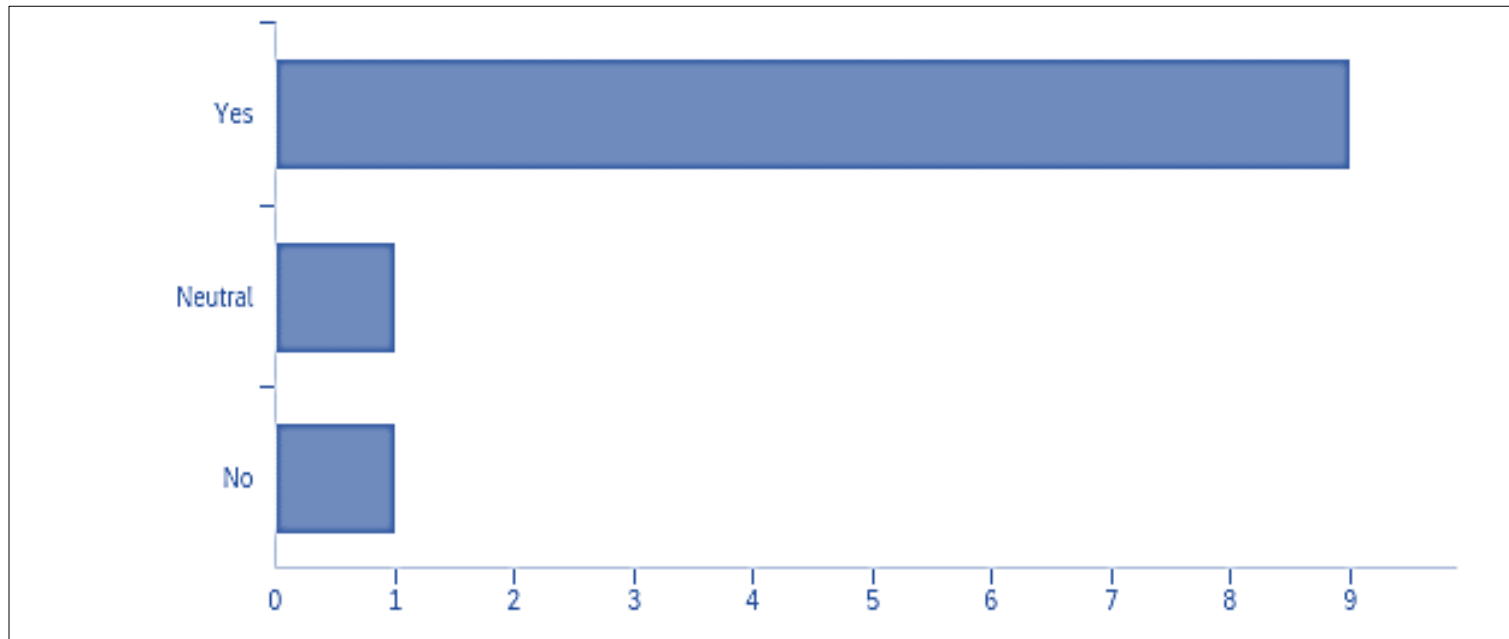
# Stakeholder Quality Measure Feedback

Measure Name	Data Source	Measure Type
<b>Measure #11: Continuity of Care After Medically Managed Withdrawal from Alcohol and/or Drugs</b>	<b>Claims</b>	<b>Process</b>



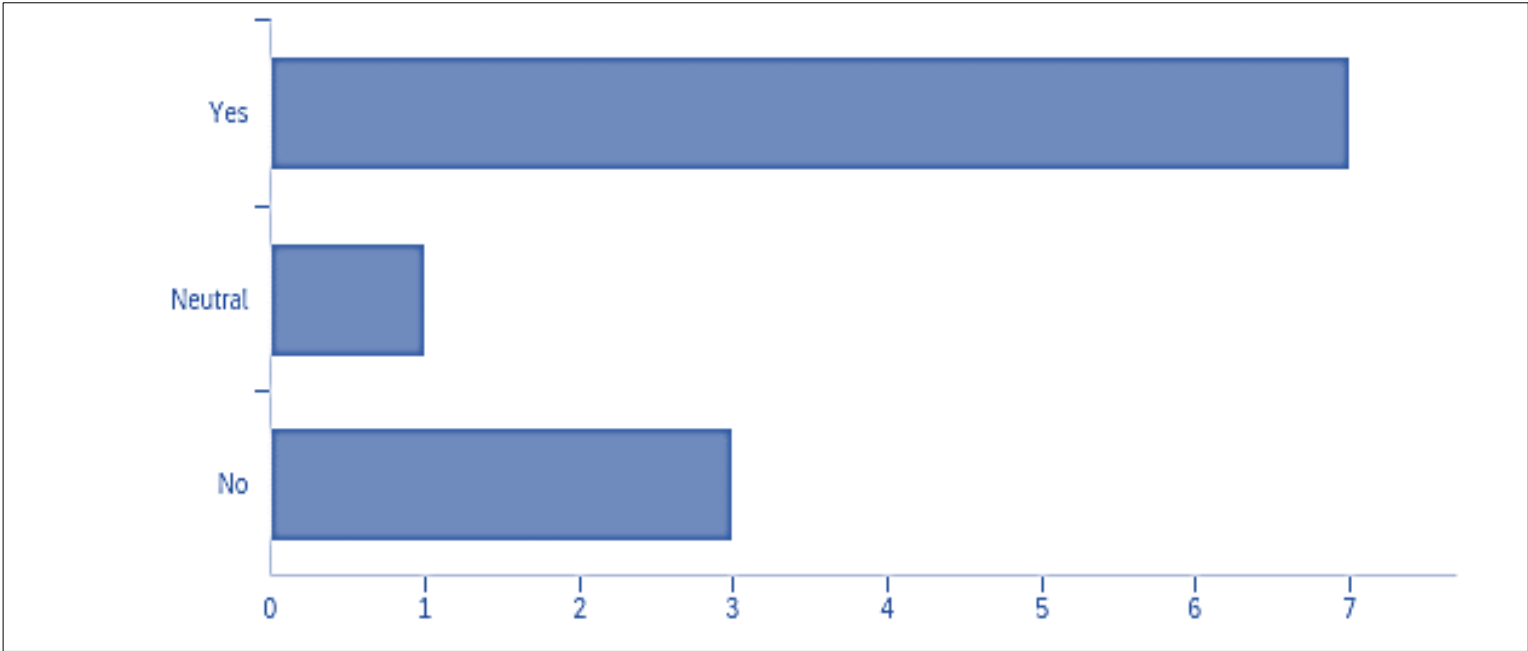
# Stakeholder Quality Measure Feedback

Measure Name	Data Source	Measure Type
Measure #12: Continuity of Care after Inpatient or Residential Treatment for Substance Use Disorder (SUD)	Claims	Process

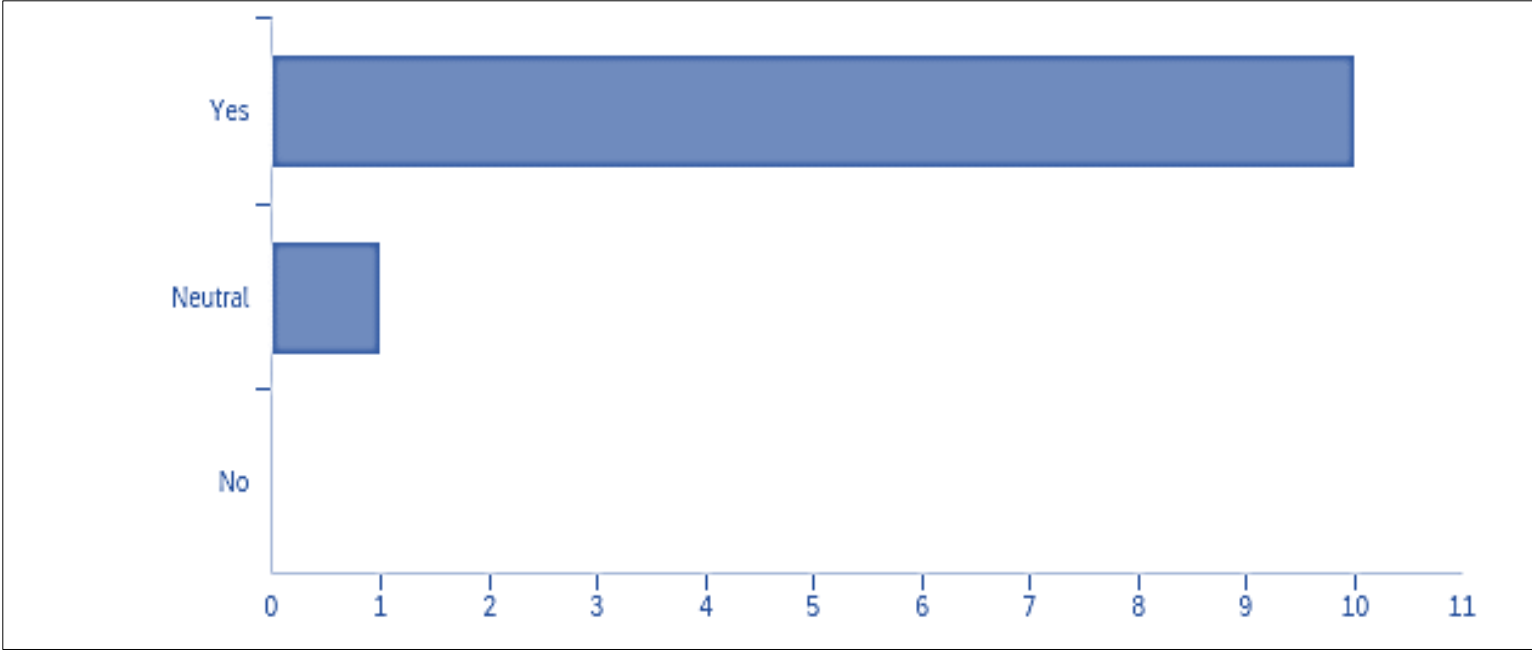


# Stakeholder Quality Measure Feedback

Measure Name	Data Source	Measure Type
<b>Measure #13: Depression Screening and Follow-Up for Adolescents and Adults (DSF)</b>	<b>Electronic Clinical Data Systems (ECDS) Reporting/ Claims</b>	<b>Process</b>

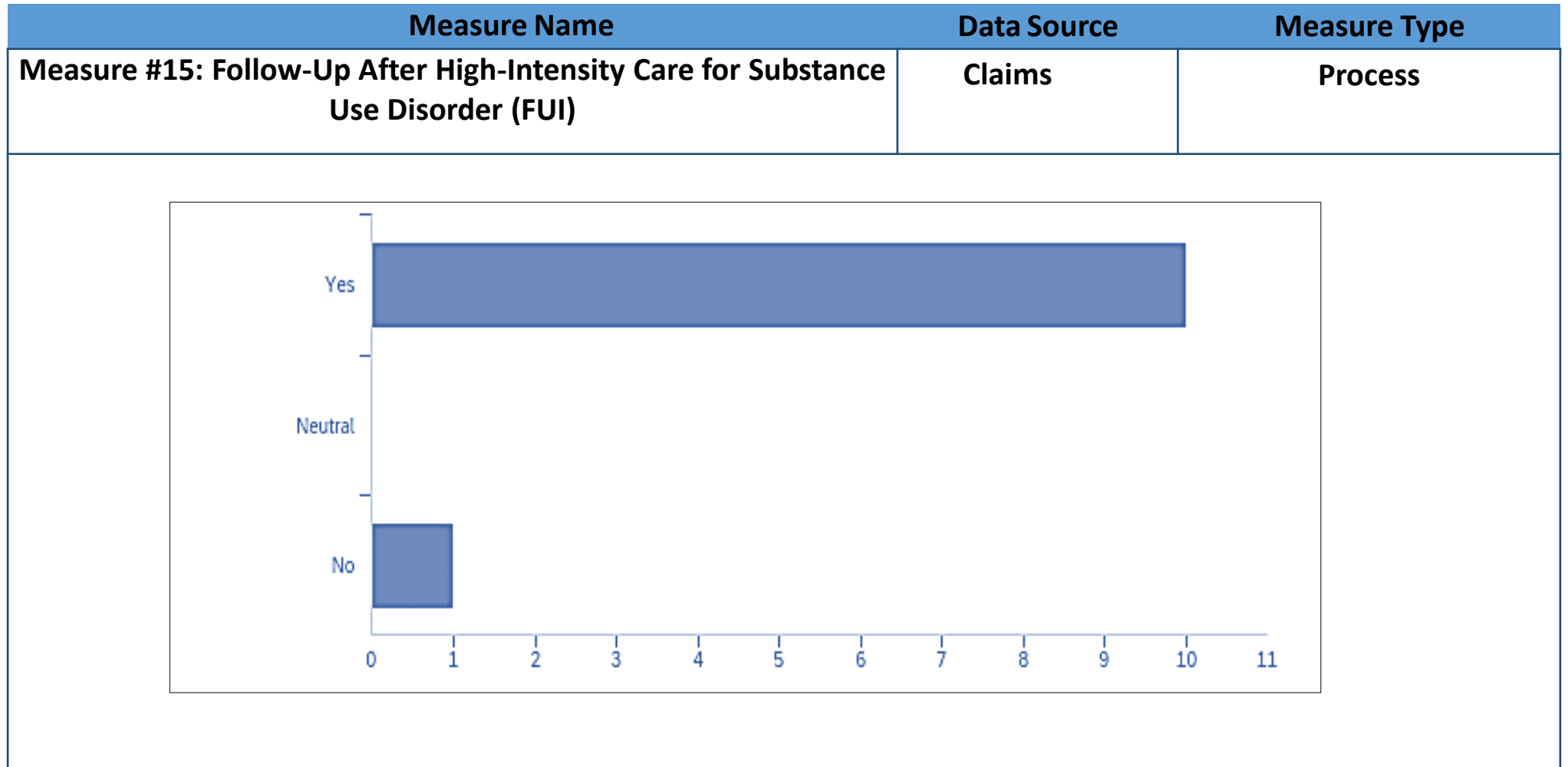


# Stakeholder Quality Measure Feedback

Measure Name	Data Source	Measure Type								
<b>Measure #14: Social Need Screening and Intervention (SNS-E), this or similar measure can be modified to meet needs of WV pilot.</b>	<b>E.H.R/Claims</b>	<b>Process</b>								
 <table border="1"><caption>Stakeholder Feedback Data</caption><thead><tr><th>Response</th><th>Count</th></tr></thead><tbody><tr><td>Yes</td><td>10</td></tr><tr><td>Neutral</td><td>1</td></tr><tr><td>No</td><td>0</td></tr></tbody></table>			Response	Count	Yes	10	Neutral	1	No	0
Response	Count									
Yes	10									
Neutral	1									
No	0									



# Stakeholder Quality Measure Feedback



# Measurement Polling Results

#	Measure Title	% YES
1	<del>Initiation and Engagement of Substance Use Disorder Treatment (IET)</del>	81.82%
2	<del>Follow-Up After Emergency Department Visit for Substance Use</del>	63.64%
3	Use of Pharmacotherapy for Opioid Use Disorder (OUD)	72.73%
7	<del>Depression Response at Six Months- Progress Towards Remission</del>	45.45%
8	<del>Depression Response at Twelve Months- Progress Towards Remission</del>	54.55%
9	Gains in Patient Activation (PAM) Scores at 12 Months	54.55%
11	<del>Continuity of Care After Medically Managed Withdrawal from Alcohol and/or Drugs</del>	90.91%
12	<del>Continuity of Care after Inpatient or Residential Treatment for SUD</del>	81.82%
13	Depression Screening and Follow-Up for Adolescents and Adults (DSF)	63.64%
14	SDOH Need Screening and Intervention	90.91%
15	Follow-Up After High-Intensity Care for Substance Use Disorder (FUI)	90.91%

# Open Discussion

Additional Questions or Comments?