

West Virginia Pharmacy Services



Drug Utilization Review

2nd Quarter 2021

Prepared by : gainwell



WVDRGS044

DUR Quarterly Overall Summary Report
 Report Period from 04/01/2021 thru 06/30/2021

Categories	2nd Qtr 2021	2nd Qtr 2020	% Change
Total Paid Amount	\$218,632,548.56	\$188,765,604.74	15.82
Eligible Members	530,185	473,901	11.88
Utilizing Eligibles	261,627	215,816	21.23
Total # Prescriptions	2,311,461	2,163,907	6.82
Cost per Utilizing Member	\$835.67	\$874.66	-4.46
Average # Prescriptions per Utilizer	8	10	-20.00
Average Cost per Prescription	\$94.59	\$87.23	8.43
# Generic Prescriptions	1,924,482	1,853,475	3.83
% Generic Prescriptions	83	85	-2.35
Total Cost - Generics	\$36,511,138.55	\$34,724,058.15	5.15
Average Generic Prescription Cost	\$18.97	\$18.73	1.27
Average Days Supply - Generics	30	29	3.45
# Brand Prescriptions	386,979	310,432	24.66
% Brand Prescriptions	16.00	14.00	14.29
Total Cost - Brand	\$182,121,410.01	\$154,041,546.59	18.23
Average Brand Prescription Cost	\$470.62	\$496.22	-5.16
Average Days Supply - Brand	21	22	-4.55
Rebates Collected	\$189,259,313.40	\$131,463,920.49	43.96

Top 25 Therapeutic Classes By Prescription Count

Report Period from 04/01/2021 thru 06/30/2021

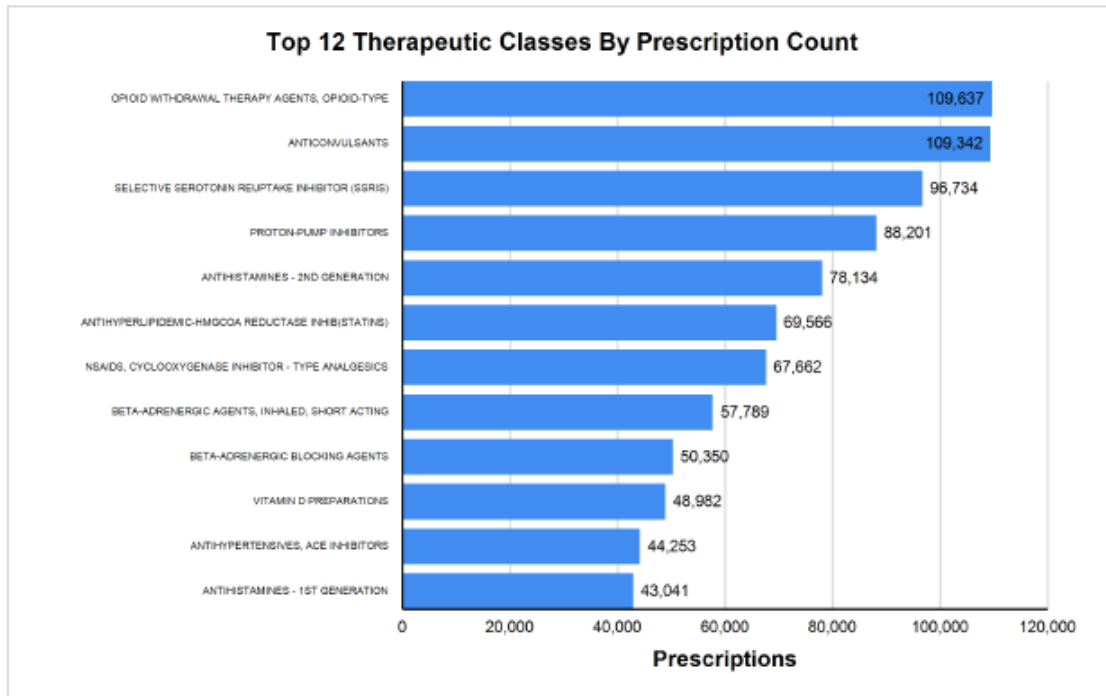
Reporting Months (2nd Quarter) 04/01/2021 - 06/30/2021

Rank	Therapeutic Class	Therapeutic Class Code	Prescription Count	% of Total Prescription Count	Amount Paid
1	OPIOID WITHDRAWAL THERAPY AGENTS, OPIOID-TYPE	H3W	109,637	4.70	\$16,571,666.41
2	ANTICONSULSANTS	H4B	109,342	4.70	\$4,836,251.46
3	SELECTIVE SEROTONIN REUPTAKE INHIBITOR (SSRIS)	H2S	96,734	4.20	\$1,113,697.95
4	PROTON-PUMP INHIBITORS	D4J	88,201	3.80	\$1,481,757.03
5	ANTIHISTAMINES - 2ND GENERATION	Z2Q	78,134	3.40	\$845,702.85
6	ANTHYPERLIPIDEMIC-HMGCOA REDUCTASE INHIB (STATINS)	M4D	69,566	3.00	\$842,529.39
7	NSAIDS, CYCLOOXYGENASE INHIBITOR - TYPE ANALGESICS	S2B	67,662	2.90	\$911,452.24
8	BETA-ADRENERGIC AGENTS, INHALED, SHORT ACTING	B6W	57,789	2.50	\$4,035,968.03
9	BETA-ADRENERGIC BLOCKING AGENTS	J7C	50,350	2.20	\$738,816.79
10	VITAMIN D PREPARATIONS	C6D	48,982	2.10	\$465,828.49
11	ANTHYPERTENSIVES, ACE INHIBITORS	A4D	44,253	1.90	\$502,497.87
12	ANTIHISTAMINES - 1ST GENERATION	Z2P	43,041	1.80	\$563,546.56
13	PENICILLIN ANTIBIOTICS	W1A	40,028	1.70	\$553,927.58
14	COVID-19 VACCINES	Z0L	40,022	1.70	\$1,592,828.78
15	SKELETAL MUSCLE RELAXANTS	H6H	39,077	1.70	\$485,011.90
16	LEUKOTRIENE RECEPTOR ANTAGONISTS	Z4B	38,967	1.70	\$489,651.08
17	THYROID HORMONES	P3A	38,560	1.70	\$850,047.55
18	ANTI-PSYCHOTIC, ATYPICAL, DOPAMINE, SEROTONIN ANTAGONIST	H7T	38,371	1.60	\$6,567,438.15
19	GLUCOCORTICOIDS	P5A	36,937	1.60	\$680,784.61
20	SEROTONIN-NOREPINEPHRINE REUPTAKE-INHIB (SNRIS)	H7C	35,548	1.50	\$568,397.41
21	NASAL ANTI-INFLAMMATORY STEROIDS	Q7P	34,521	1.50	\$739,297.85
22	ANTHYPERGLYCEMIC, BIGUANIDE TYPE	C4L	32,009	1.40	\$341,367.70
23	INSULINS	C4G	30,632	1.30	\$19,263,266.69
24	ANTI-ANXIETY - BENZODIAZEPINES	H20	28,310	1.20	\$304,848.02
25	CALCIUM CHANNEL BLOCKING AGENTS	A9A	28,221	1.20	\$354,196.92
	Totals:		1,324,894	57.00	\$65,700,779.31

WV POS Quarterly Drug Class Review Top 12 by Rx Count

Reporting Period From: 04/01/2021 - 06/30/2021

Reporting Months (2nd Quarter): 04/01/2021 - 06/30/2021



Amount Paid	
OPIOID WITHDRAWAL THERAPY AGENTS, OPIOID-TYPE	\$16,571,666.41
ANTICONVULSANTS	\$4,836,251.46
SELECTIVE SEROTONIN REUPTAKE INHIBITOR (SSRIS)	\$1,113,697.95
PROTON-PUMP INHIBITORS	\$1,481,757.03
ANTIHISTAMINES - 2ND GENERATION	\$845,702.85
ANTHYPERLIPIDEMIC-HMGCOA REDUCTASE INHIB(STATINS)	\$842,529.39
NSAIDS, CYCLOOXYGENASE INHIBITOR - TYPE ANALGESICS	\$911,452.24
BETA-ADRENERGIC AGENTS, INHALED, SHORT ACTING	\$4,035,968.03
BETA-ADRENERGIC BLOCKING AGENTS	\$738,816.79
VITAMIN D PREPARATIONS	\$465,828.49
ANTIHYPERTENSIVES, ACE INHIBITORS	\$502,497.87
ANTIHISTAMINES - 1ST GENERATION	\$563,546.56

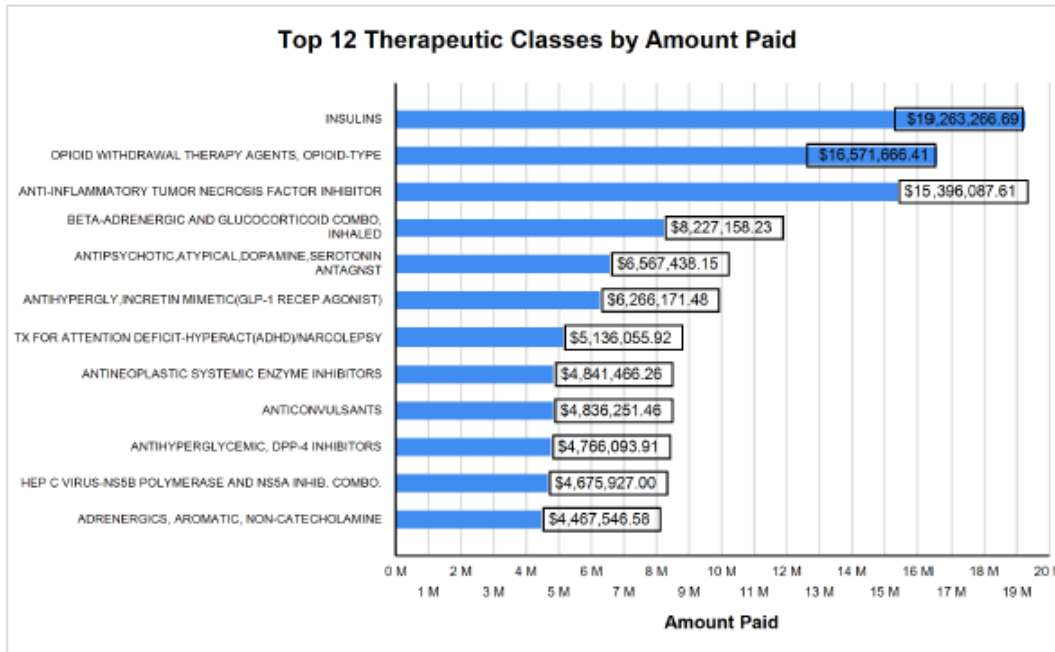
Top 25 Therapeutic Classes by Amount Paid
Report Period from 04/01/2021 thru 06/30/2021

Reporting Months (2nd Quarter): 4/1/2021-06/30/2021

Rank	Therapeutic Class	Therapeutic Class Codes	Amount Paid	% of Total Amount Paid	Prescription Count
1	INSULINS	C4G	\$19,263,266.69	8.80	30,632
2	OPIOID WITHDRAWAL THERAPY AGENTS, OPIOID-TYPE	H3W	\$16,571,666.41	7.80	109,637
3	ANTI-INFLAMMATORY TUMOR NECROSIS FACTOR INHIBITOR	S2J	\$15,396,087.61	7.00	2,224
4	BETA-ADRENERGIC AND GLUCOCORTICOID COMBO, INHALED	B63	\$8,227,158.23	3.80	23,488
5	ANTIPSYCHOTIC, ATYPICAL, DOPAMINE, SEROTONIN ANTAGONIST	H7T	\$6,567,438.15	3.00	38,371
6	ANTIHYPERGLYCEMIC, INCRETIN MIMETIC (GLP-1 RECEPTOR AGONIST)	C4I	\$6,266,171.48	2.90	7,550
7	TX FOR ATTENTION DEFICIT-HYPERACT (ADHD)/NARCOLEPSY	H2V	\$5,136,055.92	2.30	21,035
8	ANTINEOPLASTIC SYSTEMIC ENZYME INHIBITORS	V1Q	\$4,841,466.26	2.20	425
9	ANTICONVULSANTS	H4B	\$4,836,251.46	2.20	109,342
10	ANTIHYPERGLYCEMIC, DPP-4 INHIBITORS	C4J	\$4,766,093.91	2.20	8,501
11	HEP C VIRUS-NS5B POLYMERASE AND NS5A INHIB. COMBO.	W0B	\$4,675,927.00	2.10	355
12	ADRENERGICS, AROMATIC, NON-CATECHOLAMINE	J5B	\$4,467,546.58	2.00	26,278
13	DIRECT FACTOR XA INHIBITORS	M9V	\$4,105,297.97	1.90	7,574
14	BETA-ADRENERGIC AGENTS, INHALED, SHORT ACTING	B6W	\$4,035,968.03	1.80	57,789
15	ANTICHOLINERGICS, ORALLY INHALED LONG ACTING	B61	\$4,005,515.83	1.80	7,800
16	CYSTIC FIBROSIS-CFTR POTENTIATOR-CORRECTOR COMBIN.	B0F	\$4,003,184.11	1.80	189
17	ANTIPSORIATIC AGENTS, SYSTEMIC	L1A	\$3,678,665.54	1.70	517
18	HEPATITIS C VIRUS- NS5A AND NS3/4A INHIBITOR COMB	W0E	\$3,463,803.64	1.60	267
19	AGENTS TO TREAT MULTIPLE SCLEROSIS	H0E	\$3,190,019.90	1.50	475
20	ANTIHYPERGLYCEMIC-SODIUM/GLUCOCOTRANSPORTER (SGLT2) INHIB	C4D	\$3,163,520.23	1.40	4,943
21	ARV-NUCLEOSIDE, NUCLEOTIDE RTI, INTEGRASE INHIBITORS	W5X	\$3,142,088.65	1.40	968
22	ANTI-ALCOHOLIC PREPARATIONS	C0D	\$2,329,936.75	1.10	2,398
23	BLOOD SUGAR DIAGNOSTICS	M4A	\$2,158,160.89	1.00	20,918
24	GROWTH HORMONES	P1A	\$1,956,492.34	0.90	365
25	ANTIPSYCHOTICS, ATYP, D2 PARTIAL AGONIST/5HT MIXED	H7X	\$1,953,093.95	0.90	14,217
Totals:			\$142,200,877.53	64.90	496,258

Top 12 Therapeutic Classes by Amount Paid
 Reporting Months 2nd Quarter: 4/1/2021-06/30/2021

Reporting Months (2nd Quarter): 4/1/2021-06/30/2021



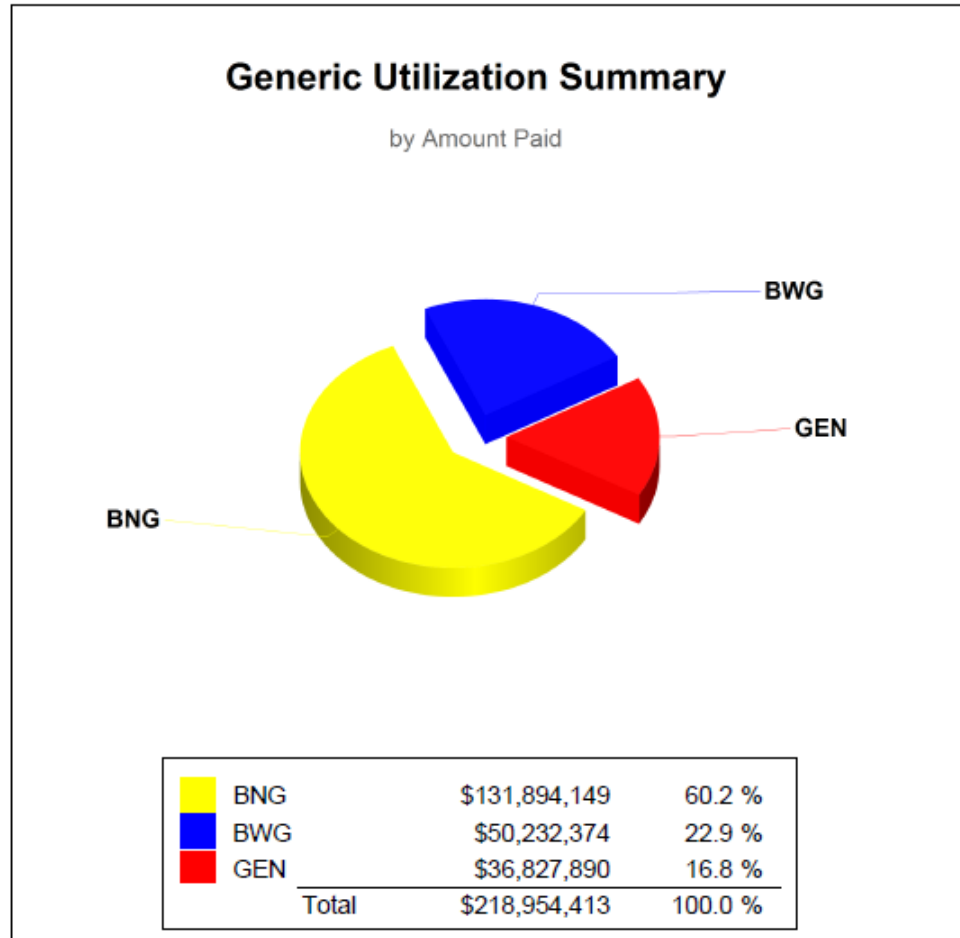
Prescriptions

INSULINS	30,632
OPIOID WITHDRAWAL THERAPY AGENTS, OPIOID-TYPE	109,637
ANTI-INFLAMMATORY TUMOR NECROSIS FACTOR INHIBITOR	2,224
BETA-ADRENERGIC AND GLUCOCORTICOID COMBO, INHALED	23,488
ANTIPSYCHOTIC, ATYPICAL, DOPAMINE, SEROTONIN ANTAGONIST	38,371
ANTIHYPERGLY, INCRETIN MIMETIC (GLP-1 RECEPTOR AGONIST)	7,550
TX FOR ATTENTION DEFICIT-HYPERACT (ADHD)/NARCOLEPSY	21,035
ANTINEOPLASTIC SYSTEMIC ENZYME INHIBITORS	425
ANTICONVULSANTS	109,342
ANTIHYPERGLYCEMIC, DPP-4 INHIBITORS	8,501
HEP C VIRUS-NS5B POLYMERASE AND NS5A INHIB. COMBO.	355
ADRENERGICS, AROMATIC, NON-CATECHOLAMINE	26,278

Pharmacy Generic Utilization Summary by Amount Paid

Reporting Month 2nd Quarter: 4/1/2021-06/30/2021

Reporting Months (2nd Quarter): 4/1/2021-06/30/2021



BNG = Brand With no Generic Available

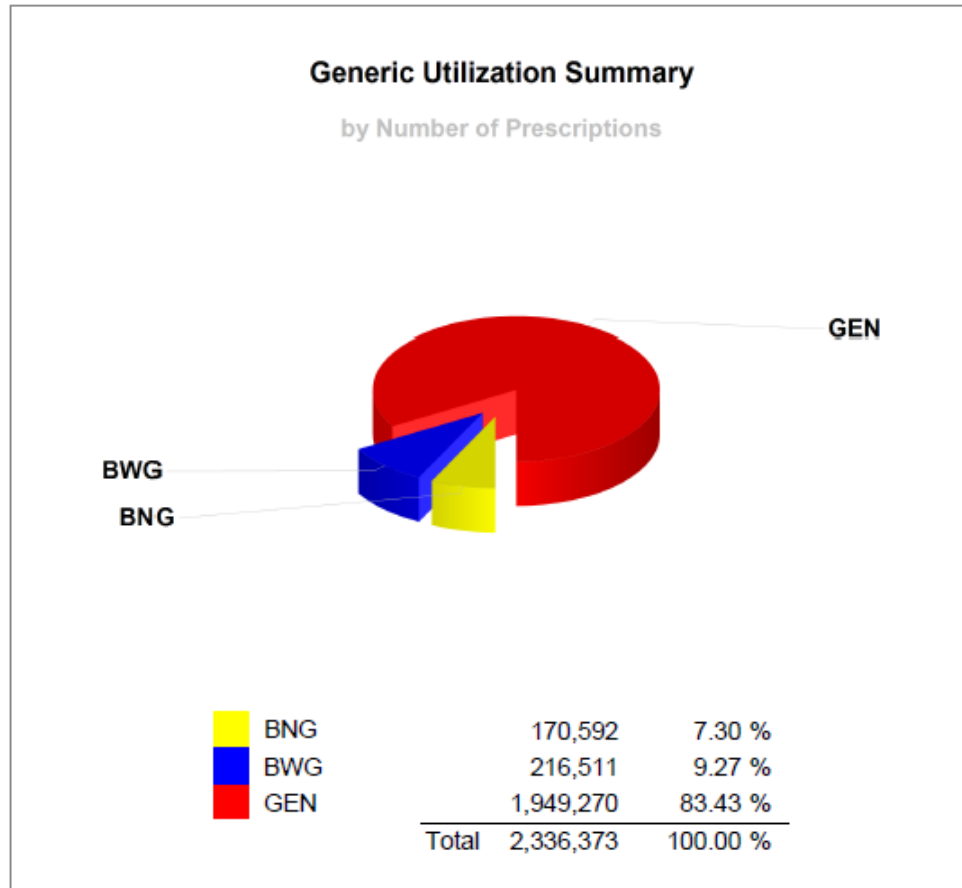
BWG = Brand Dispensed when Generic Available

GEN = Generic

Pharmacy Generic Utilization Summary By Number Of Prescriptions

Report Period from 04/01/2021 thru 06/30/2021

Reporting Months (2nd Quarter): 4/1/2021-06/30/2021



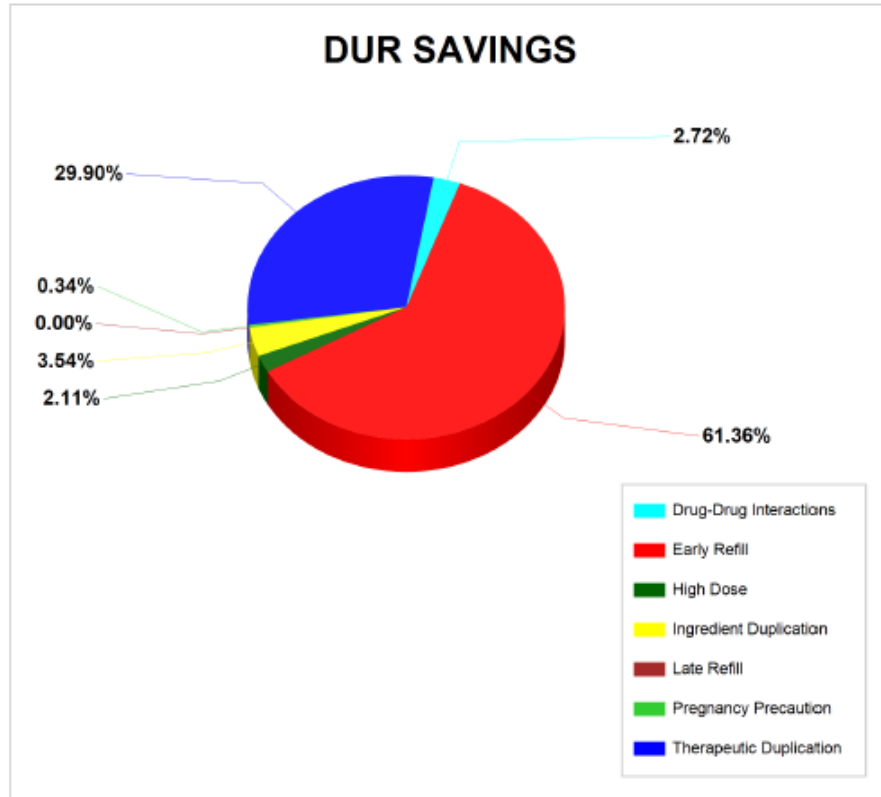
BNG = Brand With no Generic Available

BWG = Brand Dispensed when Generic Available

GEN = Generic

Pharmacy DUR Savings - QUARTERLY
 Report Period from 04/01/2021 thru 06/30/2021

Reporting Months (2nd Quarter) : 4/1/2021 - 6/30/2021



Code	Description	Amount Saved	% of Savings
DD	Drug-Drug Interactions	\$1,100,404.97	3.00
ER	Early Refill	\$24,777,160.52	61.00
HD	High Dose	\$854,397.81	2.00
ID	Ingredient Duplication	\$1,432,613.34	4.00
LR	Late Refill	\$0.00	0.00
PG	Pregnancy Precaution	\$138,749.17	0.00
TD	Therapeutic Duplication	\$12,074,373.56	30.00
	Totals:	\$40,377,699.37	100.00