

Rational Drug Therapy Program

WVBMS Drug Utilization Board

February 15, 2023

Presented by Angela Wowczuk

Doctor of Pharmacy, BCPS, AAHIVE

Service Assistant Professor

West Virginia University School of Pharmacy



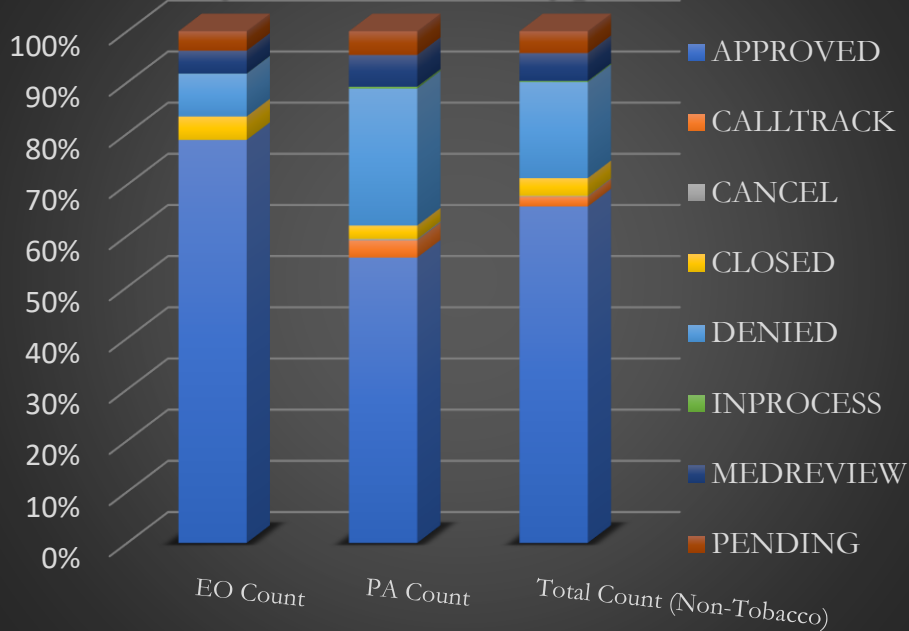
RDTP Updates

- Looking to hire one pharmacist and one technician
- Finishing up work on the ADHD Guidelines
- Transitioning to a new phone system next month

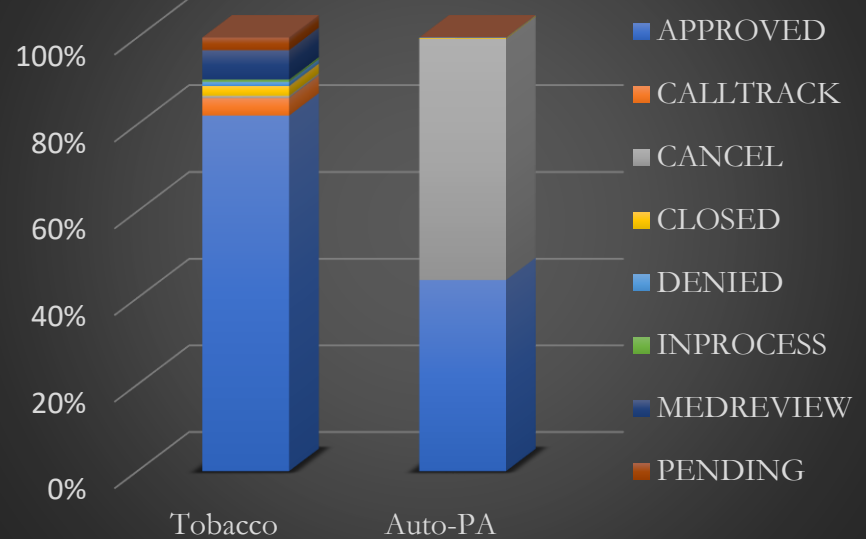
November 2022 Program Summary

Status	EO Count	% of EO Total	PA Count	% of PA Total	Total Count	% of Total
APPROVED	6,759	78.76%	6,231	55.75%	12,990	65.74%
DENIED	717	8.35%	2,994	26.79%	3,711	18.78%
PENDING	326	3.80%	518	4.63%	844	4.27%
Total Program Reviews (including Calltrack, Cancel, Closed, Inprocess, and Medreview status)	8,582	42.12% Of EO/PA total	11,177	54.85% Of EO/PA total	19,759	96.97%
# Member ID# s	6,533	1.31	9,157	1.22	15,690	1.26

Percentages for Non-Tobacco by Status and Type



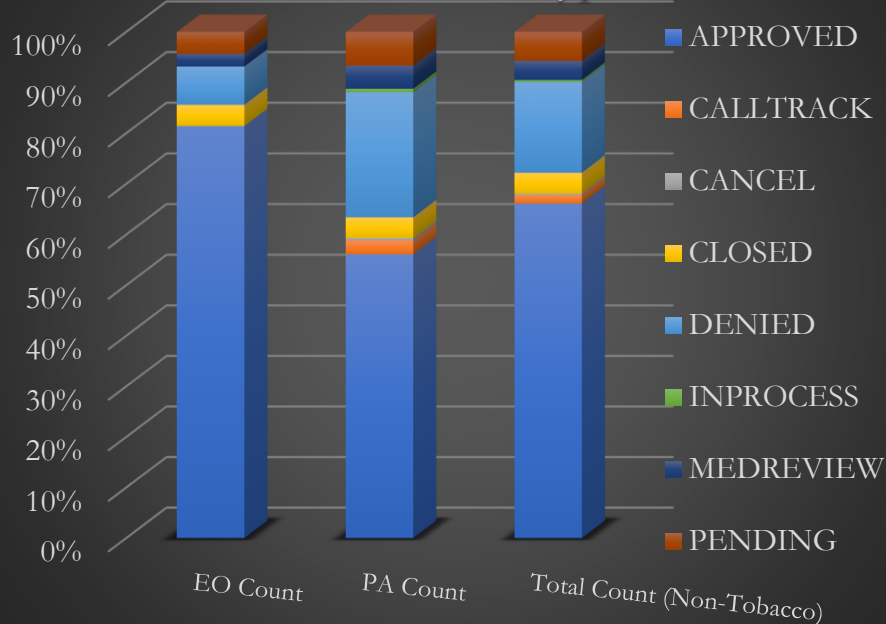
Percentages by Status for Tobacco and Auto-PA



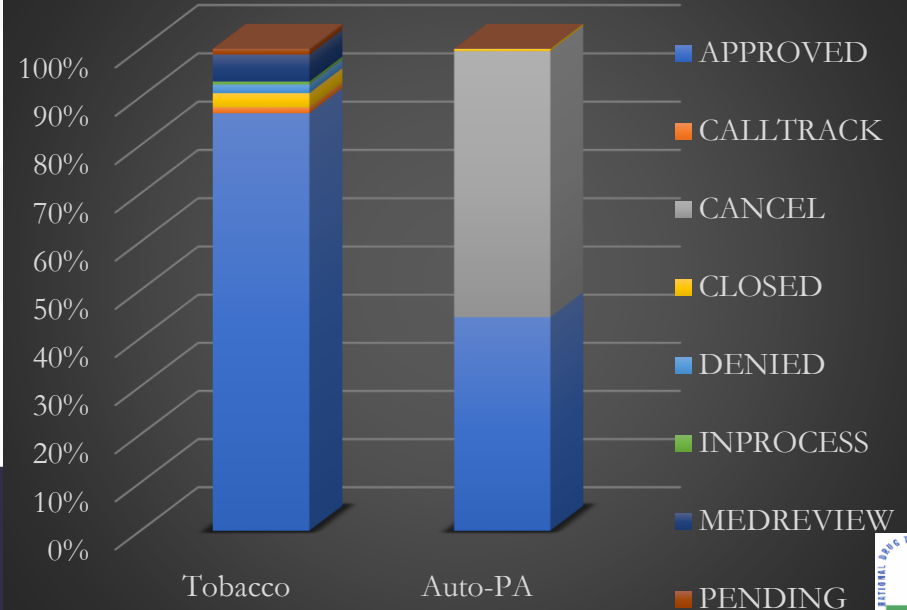
December 2022 Program Summary

Status	EO Count	% of EO Total	PA Count	% of PA Total	Total Count	% of Total
APPROVED	6,710	81.42%	7,053	56.13%	13,763	66.15%
DENIED	622	7.55%	3,103	24.70%	3,725	17.90%
PENDING	356	4.32%	831	6.61%	1,187	5.71%
Total Program Reviews <small>(including Calltrack, Cancel, Closed, Inprocess, and Medreview status)</small>	8,241	38.36% Of EO/PA total	12,565	58.49% Of EO/PA total	20,806	96.86%
# Member ID# s	6,268	1.31	10,010	1.26	16,278	1.28

Percentages for Non-Tobacco by Status and Type



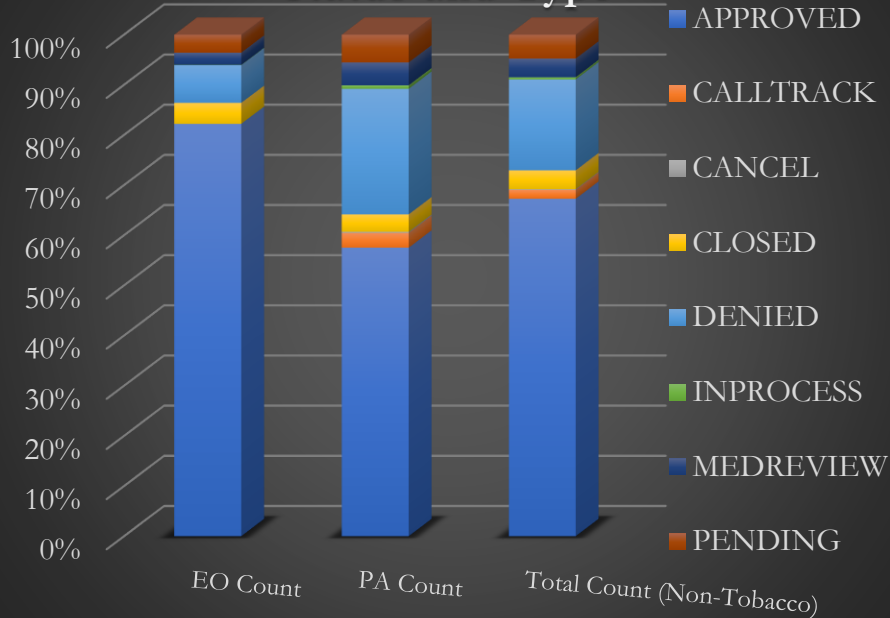
Percentages by Status for Tobacco and Auto-PA



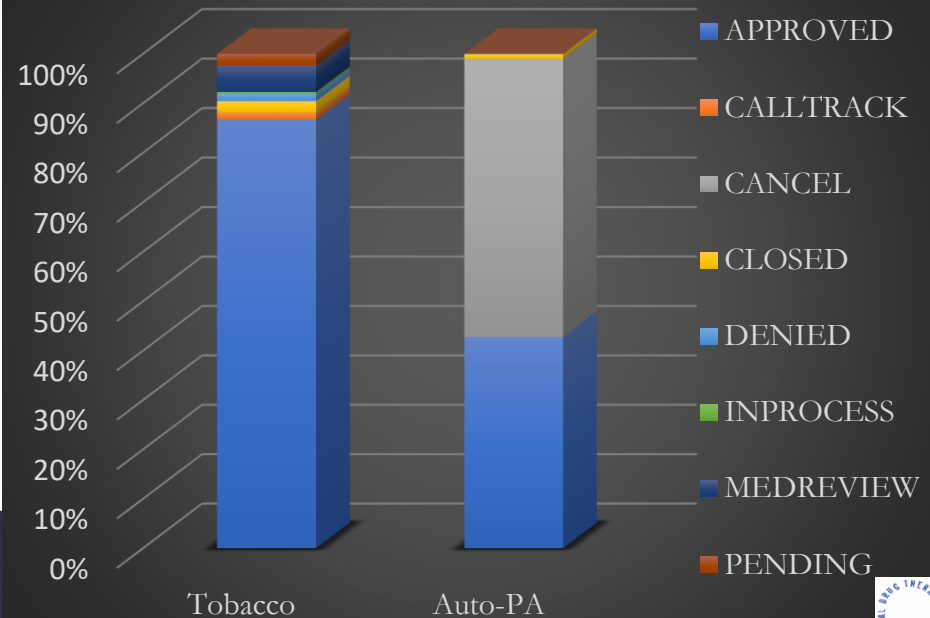
January 2023 Program Summary

Status	EO Count	% of EO Total	PA Count	% of PA Total	Total Count	% of Total
APPROVED	7,595	82.22%	8,140	57.53%	15,735	67.29%
DENIED	694	7.51%	3,543	25.04%	4,237	18.12%
PENDING	331	3.58%	784	5.54%	1,115	4.77%
Total Program Reviews (including Calltrack, Cancel, Closed, Inprocess, and Medreview status)	9,237	38.17% Of EO/PA total	14,148	58.46% Of EO/PA total	23,385	96.62%
# Member ID# s	6,964	1.33	11,118	1.27	18,082	1.29

Percentages for Non-Tobacco by Status and Type



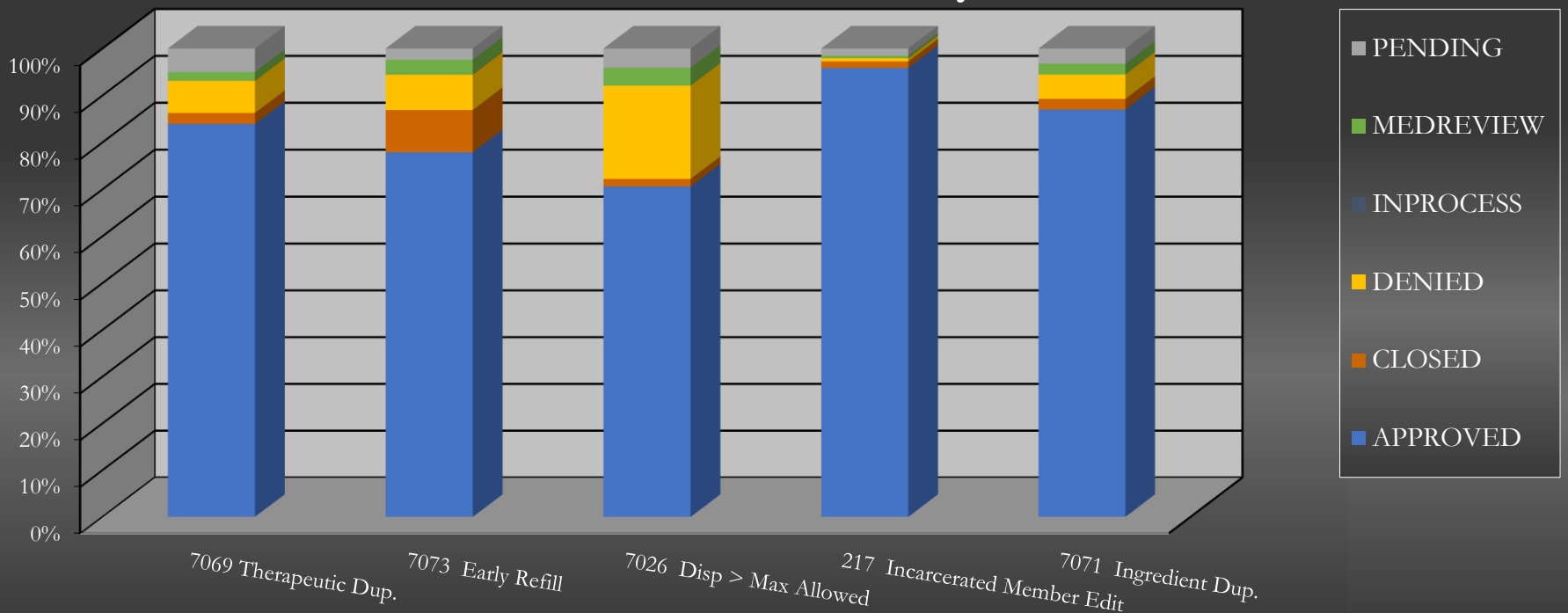
Percentages by Status for Tobacco and Auto-PA



November 2022 Edit Overrides

EO Status	7069 Ther.Dup	7073 Early Refill	7026 Disp>Exceeds Max	217 Incarcerated Member Edit	7071 Ingredient Dup.
APPROVED	83.91%	77.87%	70.57%	95.85%	86.97%
DENIED	6.88%	7.57%	19.91%	0.69%	5.21%
PENDING	5.03%	2.40%	4.10%	1.55%	3.26%
Total EO's (including, Closed, Inprocess, and Medreview status)	3,418	2,128	683	579	307
% of TOTAL EO COUNT	36.60%	22.78%	7.31%	6.20%	3.29%

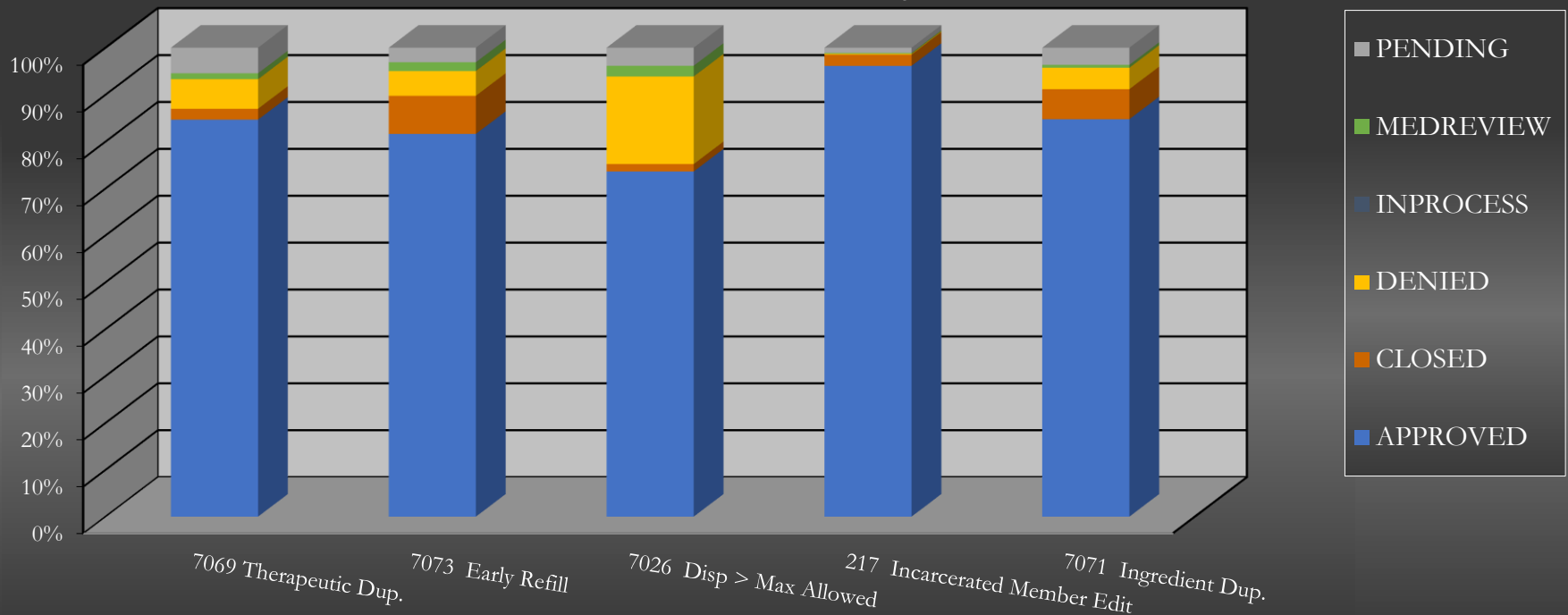
Edit Override Summary Chart



December 2022 Edit Overrides

EO Status	7069 Ther.Dup	7073 Early Refill	7026 Disp > Exceeds Max	217 Incarcerated Member Edit	7071 Ingredient Dup.
APPROVED	84.65%	81.62%	73.61%	96.13%	84.76%
DENIED	6.30%	5.28%	18.69%	0.18%	4.57%
PENDING	5.46%	3.11%	3.85%	1.10%	3.66%
Total EO's (including, Closed, Inprocess, and Medreview status)	3,349	1,931	701	543	328
% of TOTAL EO COUNT	37.08%	21.38%	7.76%	6.01%	3.63%

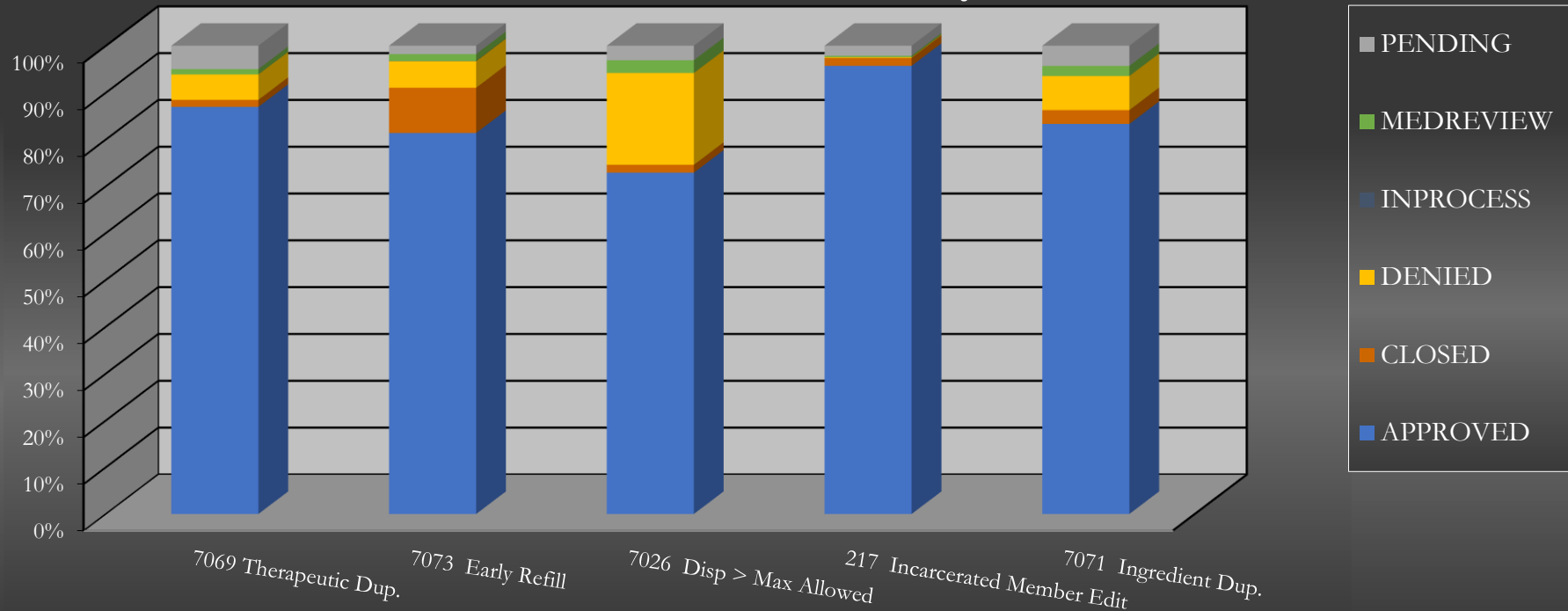
Edit Override Summary Chart



January 2023 Edit Overrides

EO Status	7069 Ther.Dup	7073 Early Refill	7026 Disp > Exceeds Max	217 Incarcerated Member Edit	7071 Ingredient Dup.
APPROVED	86.94%	81.36%	72.89%	95.71%	83.29%
DENIED	5.43%	5.68%	19.62%	0.15%	7.28%
PENDING	4.99%	1.79%	3.09%	2.14%	4.31%
Total EO's (including, Closed, Inprocess, and Medreview status)	3,667	2,184	841	653	371
% of TOTAL EO COUNT	36.50%	21.74%	8.37%	6.50%	3.69%

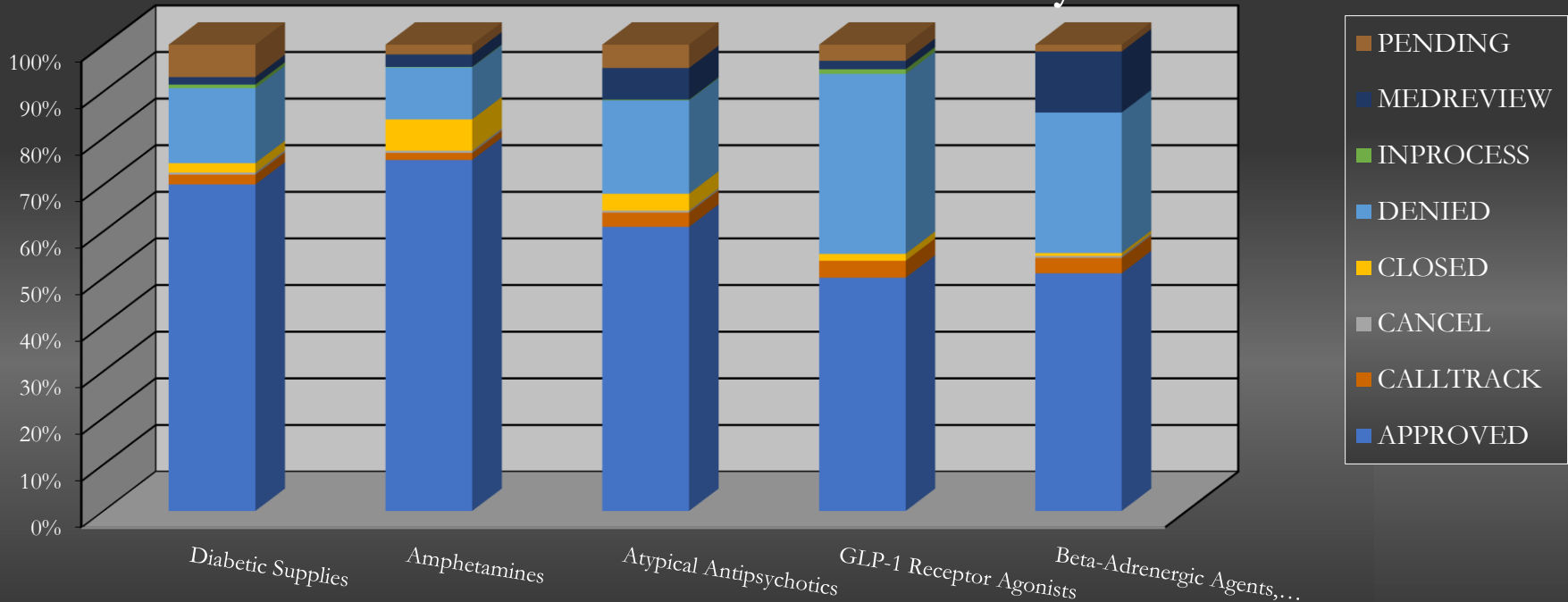
Edit Override Summary Chart



November 2022 PA Stats

EO Status	Diabetic Supplies	Amphetamines	Atypical Antipsychotics	GLP-1 Receptor Agonists	Beta-Adrenergic Agents, Inhaled
APPROVED	70.00%	75.26%	60.92%	50.00%	50.94%
DENIED	16.10%	11.15%	20.03%	38.61%	30.15%
PENDING	6.95%	2.09%	5.01%	3.47%	1.46%
Totals (including Calltrack, Cancel, Closed, Inprocess, Medreview status)	1,050	861	719	606	481
Top Med	Dexcom	Adderall IR	Seroquel 25mg	Ozempic	Albuterol HFA

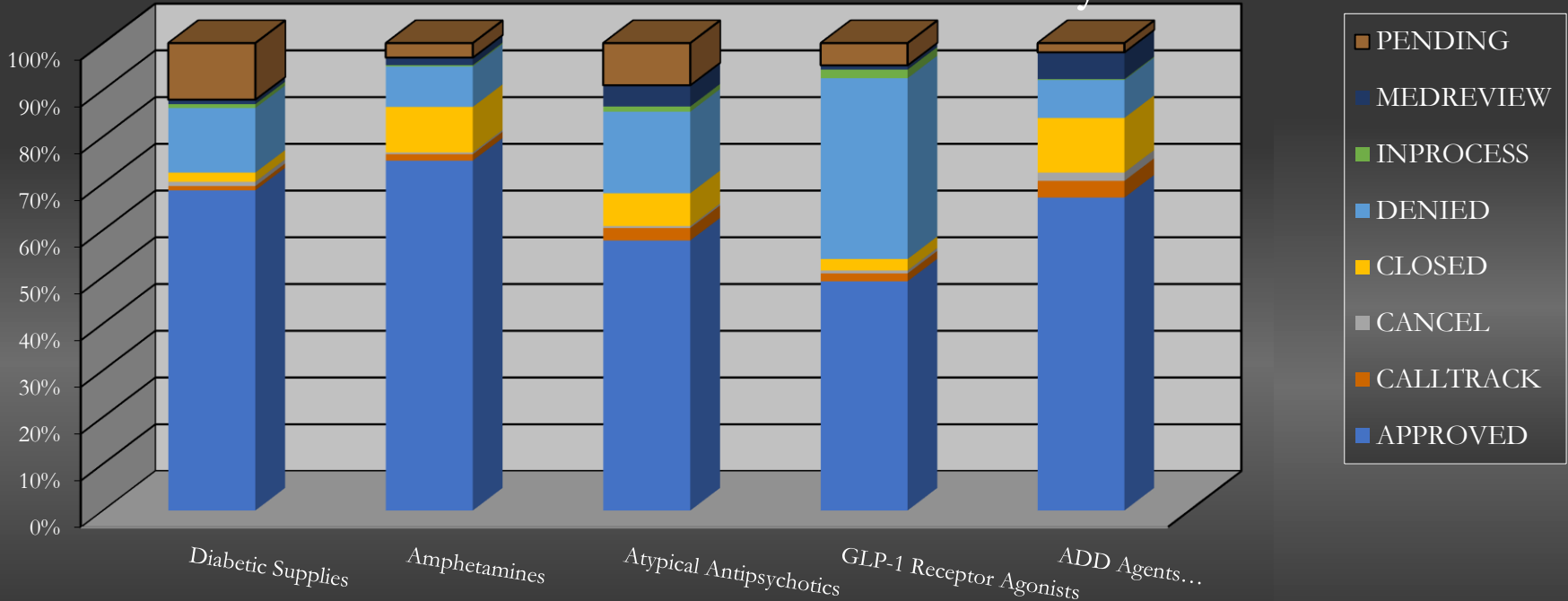
Prior Authorization Summary Chart



December 2022 PA Stats

EO Status	Diabetic Supplies	Amphetamines	Atypical Antipsychotics	GLP-1 Agonists	ADD Agents Methylphenidates
APPROVED	68.48%	74.84%	57.74%	49.00%	66.93%
DENIED	13.83%	8.66%	17.46%	38.71%	8.12%
PENDING	12.10%	3.10%	9.03%	4.76%	1.98%
Totals (including Calltrack, Cancel, Closed, Inprocess, Medreview status)	1,215	1,097	1,008	651	505
Top Med	Dexcom	Adderall IR	Vraylar	Ozempic	Ritalin

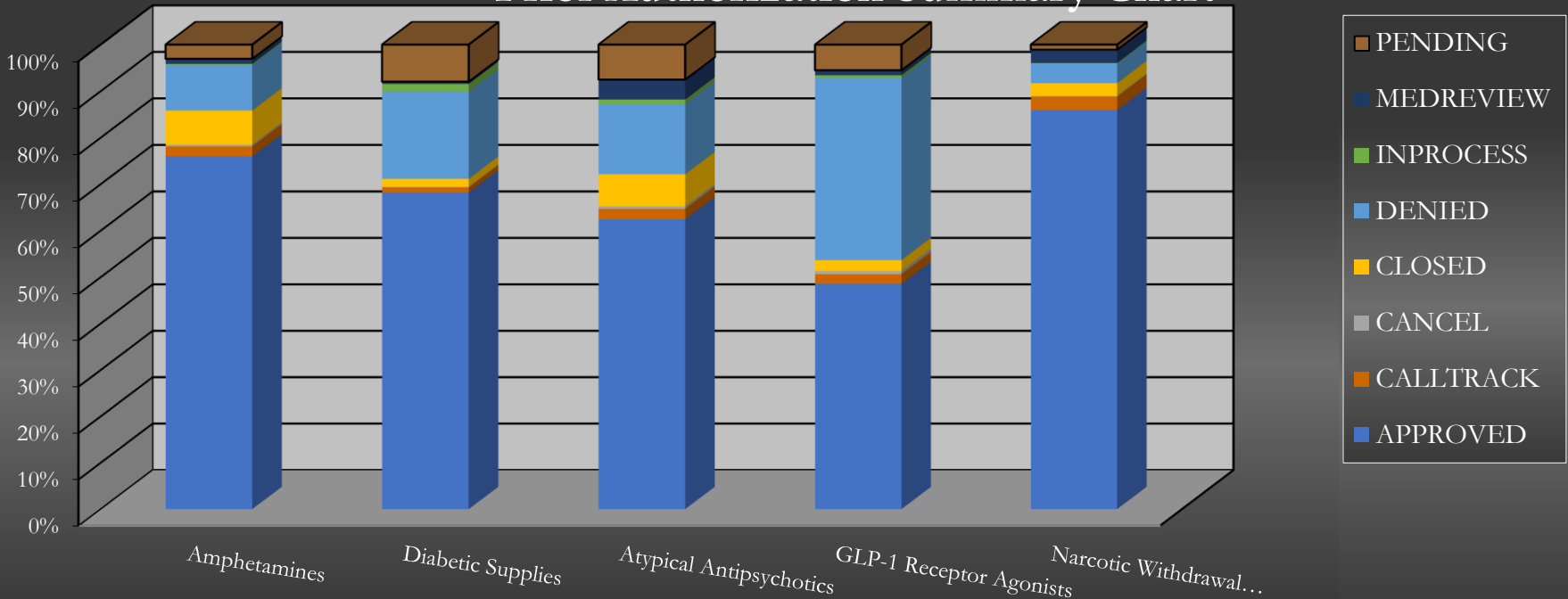
Prior Authorization Summary Chart



January 2023 PA Stats

EO Status	Amphetamines	Diabetic Supplies	Atypical Antipsychotics	GLP-1 Agonists	Narcotic Withdrawal Agents
APPROVED	75.95%	68.19%	62.44%	48.56%	85.92%
DENIED	9.80%	18.75%	15.11%	39.20%	4.15%
PENDING	3.04%	7.95%	7.51%	5.50%	1.08%
Totals (including Calltrack, Cancel, Closed, Inprocess, Medreview status)	1,347	1,333	1,158	727	554
Top Med	Adderall IR	Dexcom	Vraylar	Ozempic	Sublocade

Prior Authorization Summary Chart



Phone Call Request Turnaround

November 2022

	Calls Handled	Avg Speed of Answer	Avg Handle Time
Medicaid PA Line	8,531	0:23 sec	2:47 min
Gainwell HelpDesk DUR Line	8,515	1:04 sec	2:28 min

December 2022

	Calls Handled	Avg Speed of Answer	Avg Handle Time
Medicaid PA Line	8,364	0:30 sec	2:48 min
Gainwell HelpDesk DUR Line	8,263	1:03 min	2:28 min

January 2023

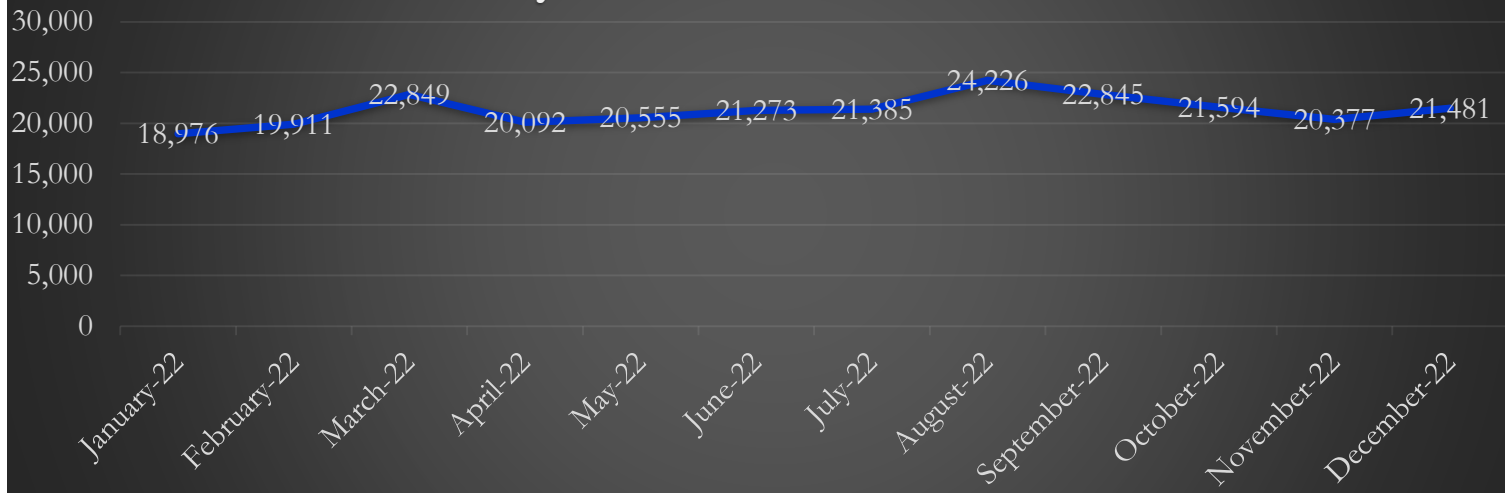
	Calls Handled	Avg Speed of Answer	Avg Handle Time
Medicaid PA Line	9,523	0:28 sec	2:36 min
Gainwell HelpDesk DUR Line	9,046	1:06 min	2:21 min

Number of Contacts

	November 2022	December 2022	January 2023
Less Than or Equal to 3 Notes Per Created EO-PA	96.48%	96.10%	96.80%



RDTP Manually Entered EO + PA's Medicaid 2022



RDTP Manually Entered EO + PA's Medicaid 2021



Thank you!

Questions?

