

RATIONAL DRUG THERAPY PROGRAM

WVBMS Drug Utilization Board

May 24, 2023

Presented by Angela Wowczuk

Doctor of Pharmacy, BCPS, AAHIVE

Service Assistant Professor

West Virginia University School of Pharmacy



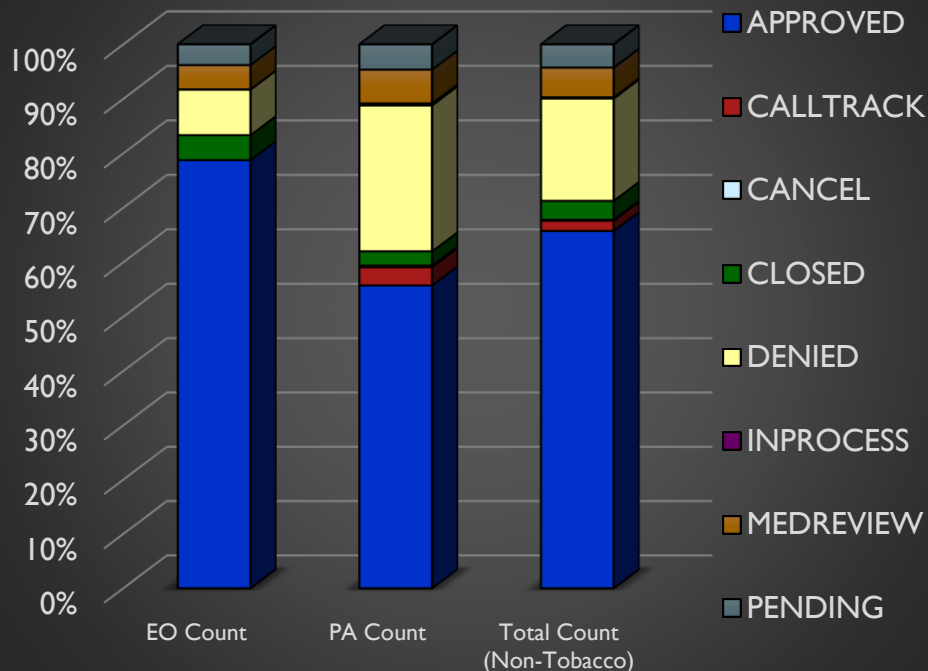
RDTP UPDATES

- ❖ Two new pharmacists starting in the next four weeks.
- ❖ Two interns starting this summer
- ❖ Looking to hire technicians.
- ❖ Transitioning to a new phone system at the end of the summer month.

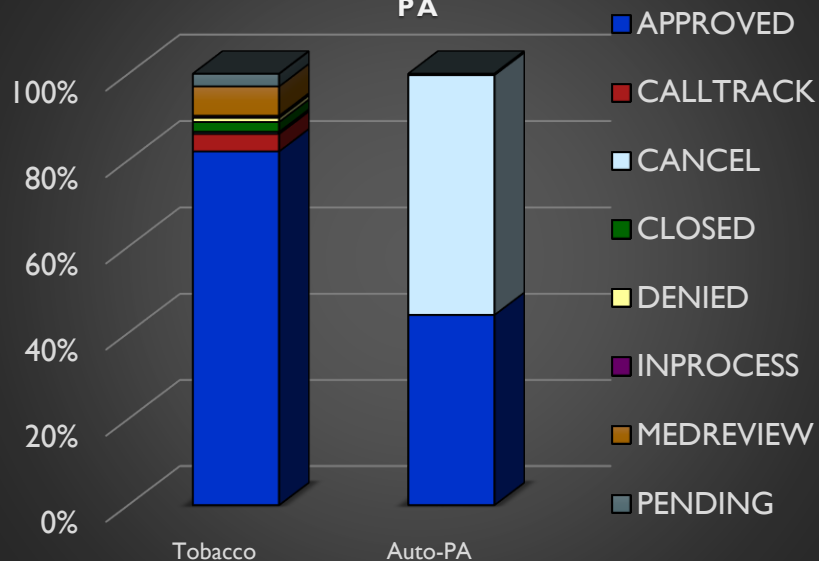
FEBRUARY 2023 PROGRAM SUMMARY

Status	EO Count	% of EO Total	PA Count	% of PA Total	Total Count	% of Total
APPROVED	7,595	82.22%	8,139	57.53%	15,734	67.29%
DENIED	694	7.51%	3,543	25.04%	4,237	18.12%
PENDING	331	3.58%	784	5.54%	1,115	4.77%
Total Program Reviews <small>(including Calltrack, Cancel, Closed, Inprocess, and Medreview status)</small>	9,237	38.17% Of EO/PA total	14,147	58.46% Of EO/PA total	23,384	96.62%
# Member ID# s	6,964	1.33	11,117	1.27	18,081	1.29

Percentages for Non-Tobacco by Status and Type



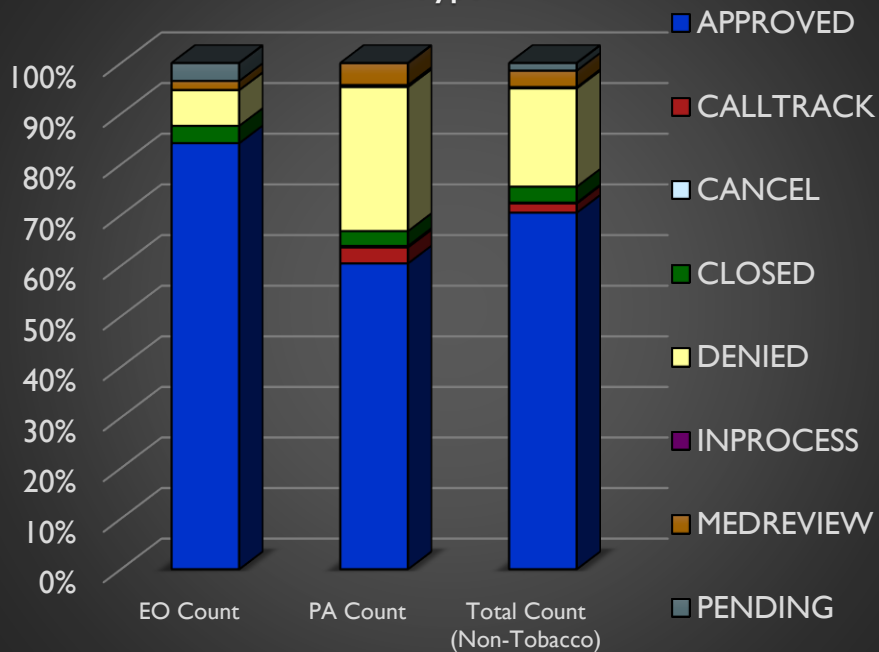
Percentages by Status for Tobacco and Auto-PA



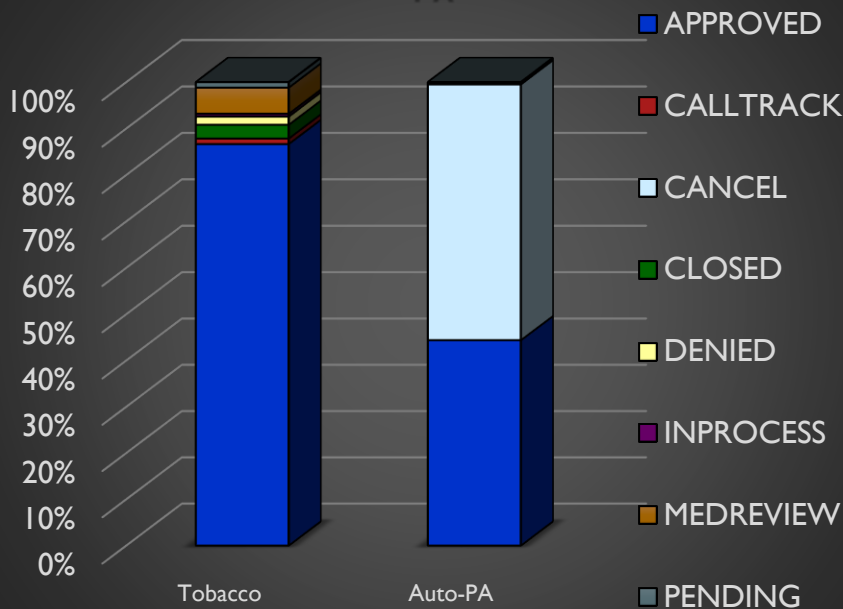
MARCH 2023 PROGRAM SUMMARY

Status	EO Count	% of EO Total	PA Count	% of PA Total	Total Count	% of Total
APPROVED	8,061	84.19%	7,941	60.47%	16,002	70.47%
DENIED	673	7.03%	3,732	28.42%	4,405	19.40%
PENDING	338	3.53%	831	6.61%	1,187	5.71%
Total Program Reviews <small>(including Calltrack, Cancel, Closed, Inprocess, and Medreview status)</small>	9,575	40.70% Of EO/PA total	13,133	55.82% Of EO/PA total	22,708	96.52%
# Member ID# s	6,925	1.38	11,174	1.18	18,099	1.25

Percentages for Non-Tobacco by Status and Type



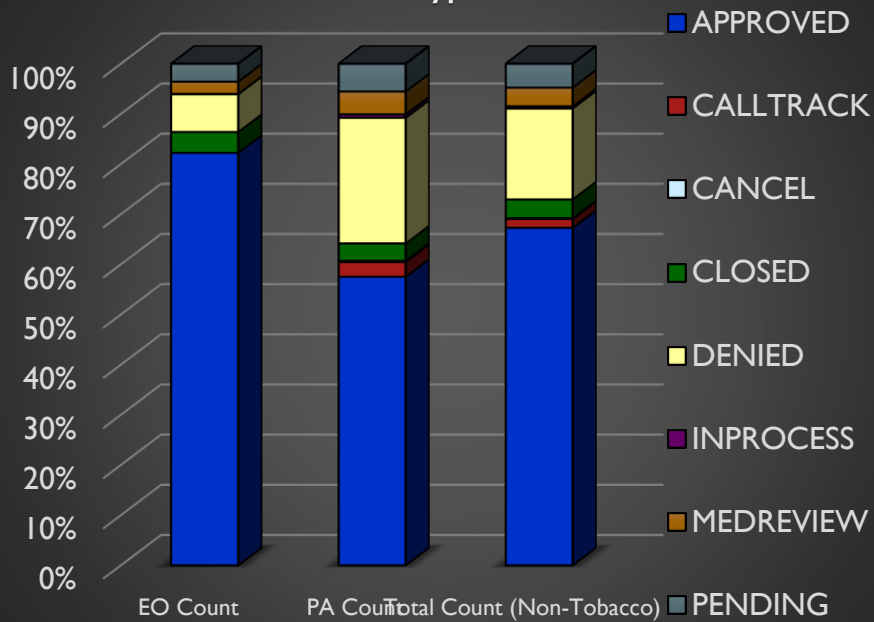
Percentages by Status for Tobacco and Auto-PA



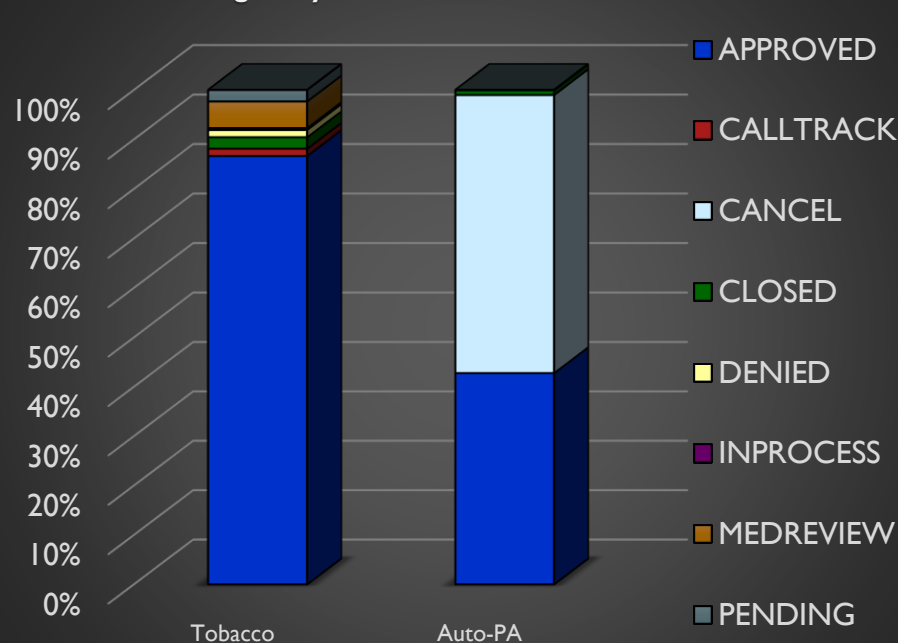
APRIL 2023 PROGRAM SUMMARY

Status	EO Count	% of EO Total	PA Count	% of PA Total	Total Count	% of Total
APPROVED	7,350	84.91%	7,585	58.22%	14,935	68.87%
DENIED	632	3.65%	3,531	27.10%	4,163	19.20%
PENDING	316	698%	698	5.36%	1,014	4.68%
Total Program Reviews <small>(including Calltrack, Cancel, Closed, Inprocess, and Medreview status)</small>	8,656	38.59% Of EO/PA total	13,029	58.09% Of EO/PA total	21,685	96.68%
# Member ID# s	6,643	1.30	10,823	1.20	17,466	1.24

Percentages for Non-Tobacco by Status and Type



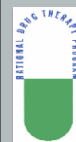
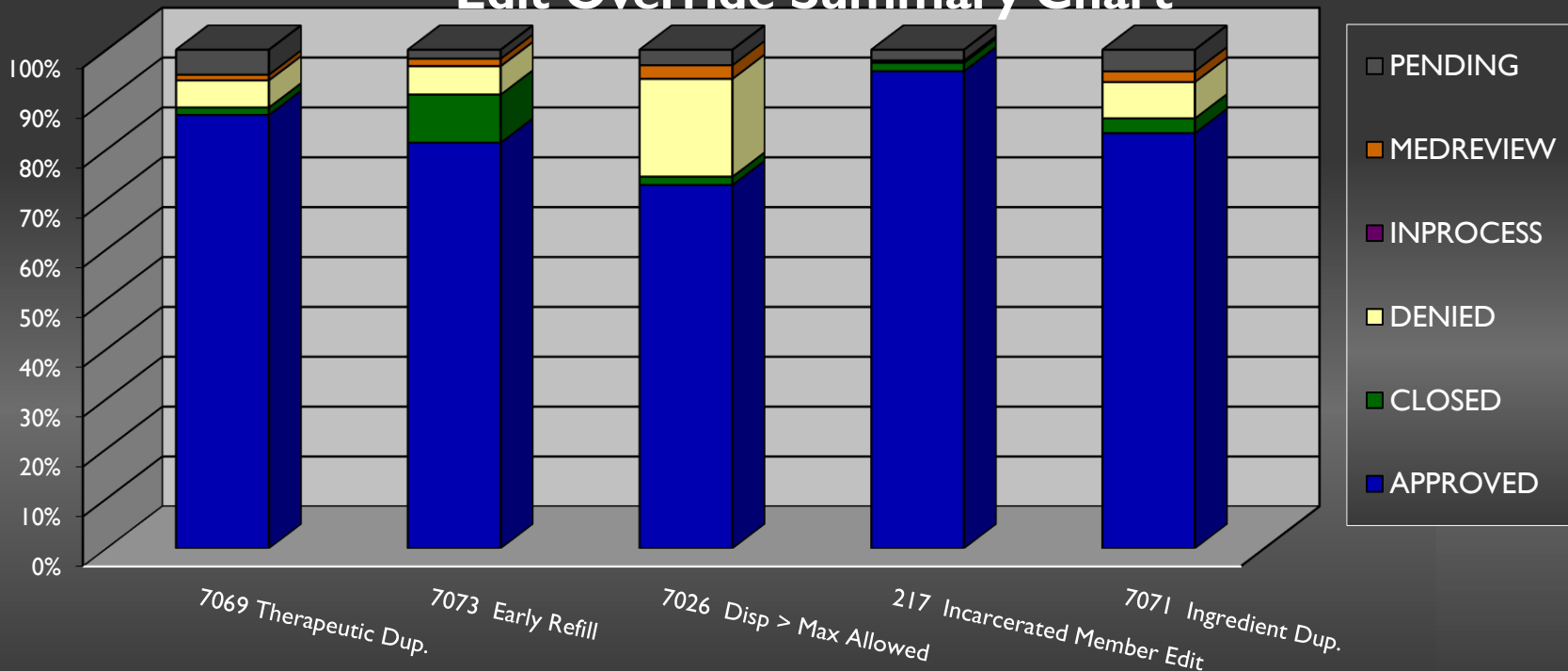
Percentages by Status for Tobacco and Auto-PA



FEBRUARY 2023 EDIT OVERRIDES

EO Status	7069 Ther.Dup	7073 Early Refill	7026 Disp>Exceeds Max	217 Incarcerated Member Edit	7071 Ingredient Dup.
APPROVED	86.94%	81.36%	72.89%	95.71%	83.29%
DENIED	5.43%	5.68%	19.62%	0.15%	7.28%
PENDING	4.99%	1.79%	3.09%	2.14%	4.31%
Total EO's <small>(including, Closed, Inprocess, and Medreview status)</small>	3,667	2,184	841	653	371
% of TOTAL EO COUNT	36.78%	21.90%	8.43%	6.55%	3.72%


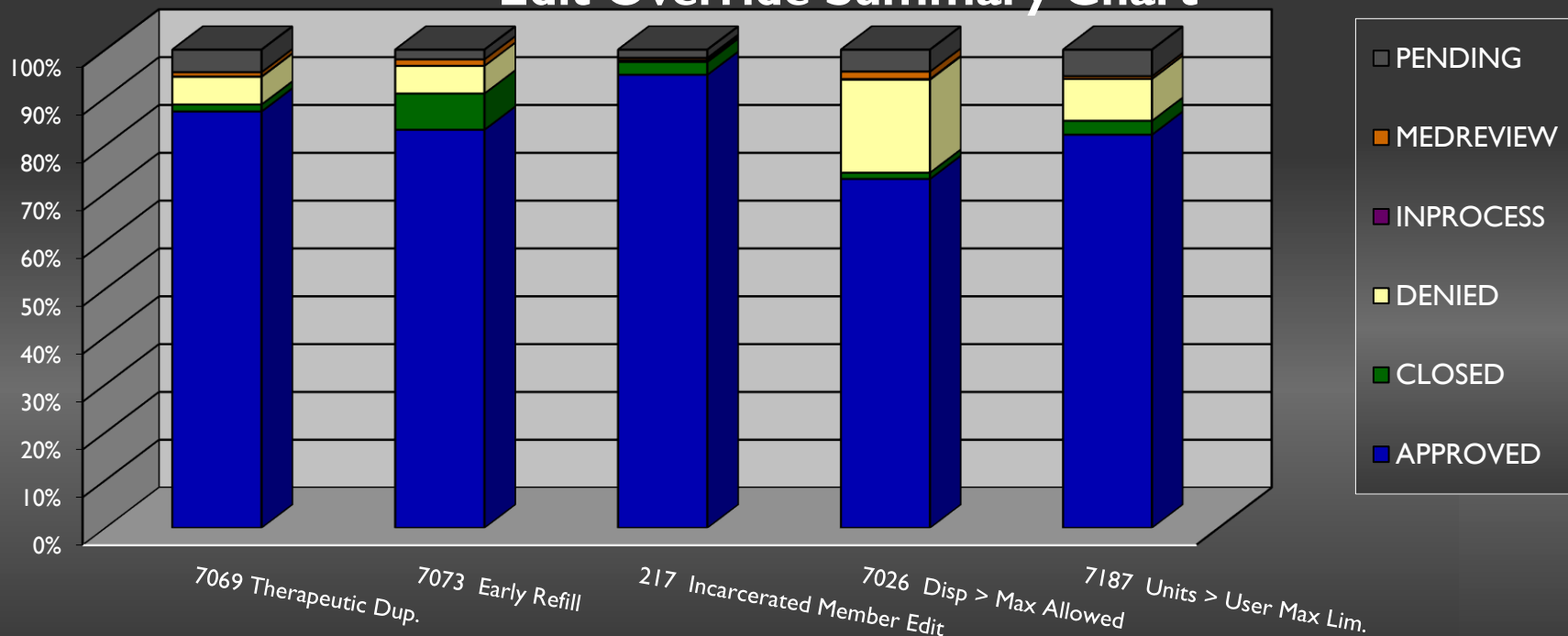
Edit Override Summary Chart



MARCH 2023 EDIT OVERRIDES

EO Status	7069 Ther.Dup	7073 Early Refill	7717 Incarcerated Member Edit	7026 Disp > Exceeds Max	7187 Units>User Max Limit
APPROVED	87.08%	83.26%	94.75%	72.98%	82.22%
DENIED	5.79%	5.79%	0.37%	19.45%	8.75%
PENDING	4.70%	2.03%	1.71%	4.57%	5.54%
Total EO's (including, Closed, Inprocess, and Medreview status)	3,699	2,073	819	766	343
% of TOTAL EO COUNT	35.86%	20.09%	7.94%	7.43%	3.32%

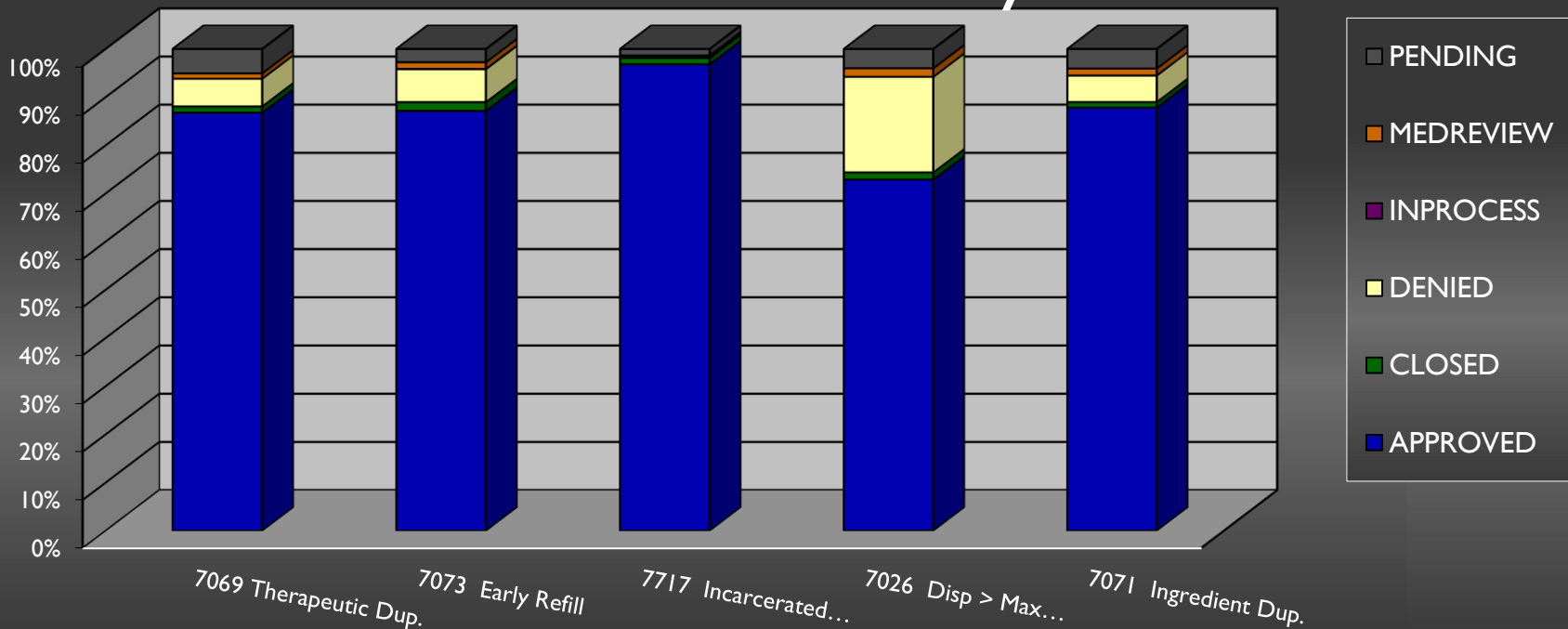
Edit Override Summary Chart



APRIL 2023 EDIT OVERRIDES

EO Status	7069 Ther.Dup	7073 Early Refill	7717 Incarcerated Member Edit	7026 Disp > Exceeds Max	7071 Ingredient Dup.
APPROVED	86.77%	87.14%	96.82%	72.89%	87.83%
DENIED	5.75%	6.84%	0.4%	19.85%	5.51%
PENDING	5.06%	2.76%	1.33%	4.00%	4.06%
Total EO's <small>(including, Closed, Inprocess, and Medreview status)</small>	3,598	1,960	754	675	345
% of TOTAL EO COUNT	38.81%	21.14%	8.13%	7.28%	3.72%

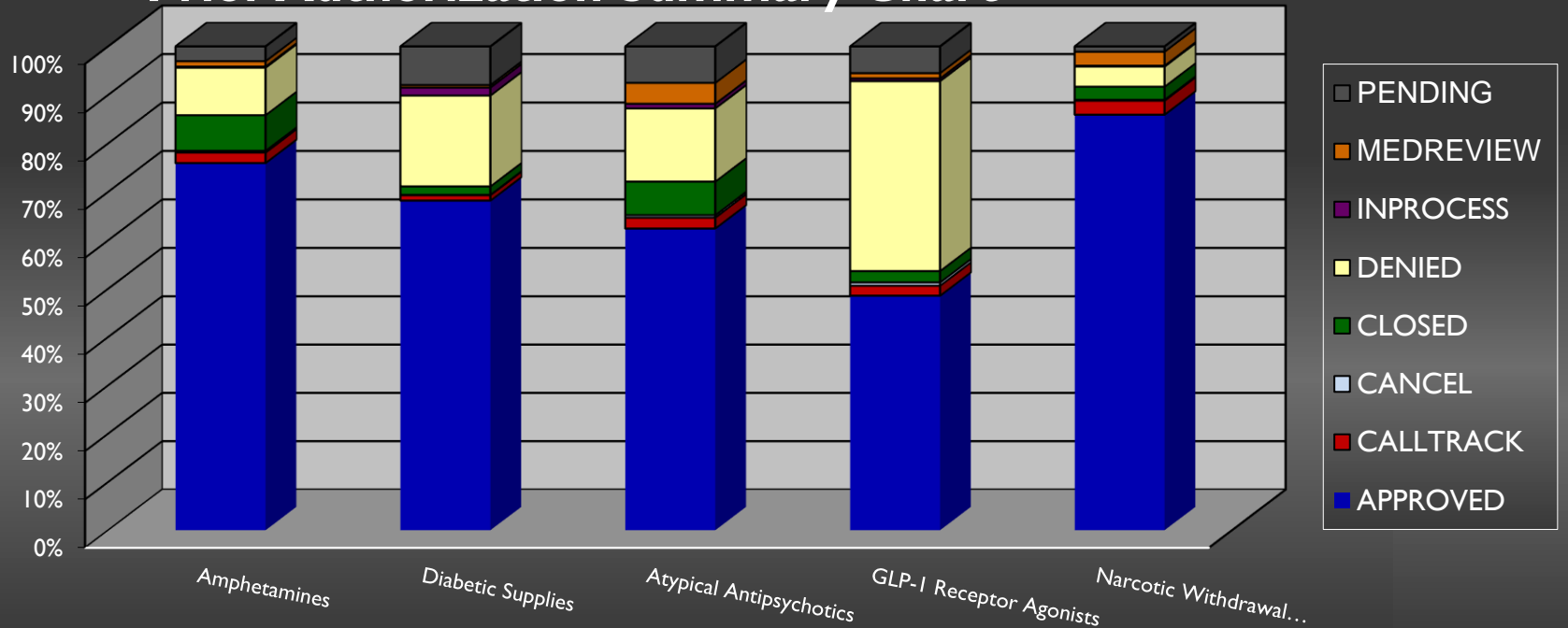
Edit Override Summary Chart



FEBRUARY 2023 PA STATS

EO Status	Amphetamines	Diabetic Supplies	Atypical Antipsychotics	GLP-I Receptor Agonists	Narcotic Withdrawal Therapy
APPROVED	75.95%	68.19%	62.44%	48.56%	85.92%
DENIED	9.80%	18.75%	15.11%	39.20%	4.15%
PENDING	3.04%	7.95%	7.51%	5.50%	1.08%
Totals (including Calltrack, Cancel, Closed, Inprocess, Medreview status)	1,347	1,333	1,158	727	554
Top Med	Adder all IR	Dexcom	Vraylar	Ozempic	Sublocade

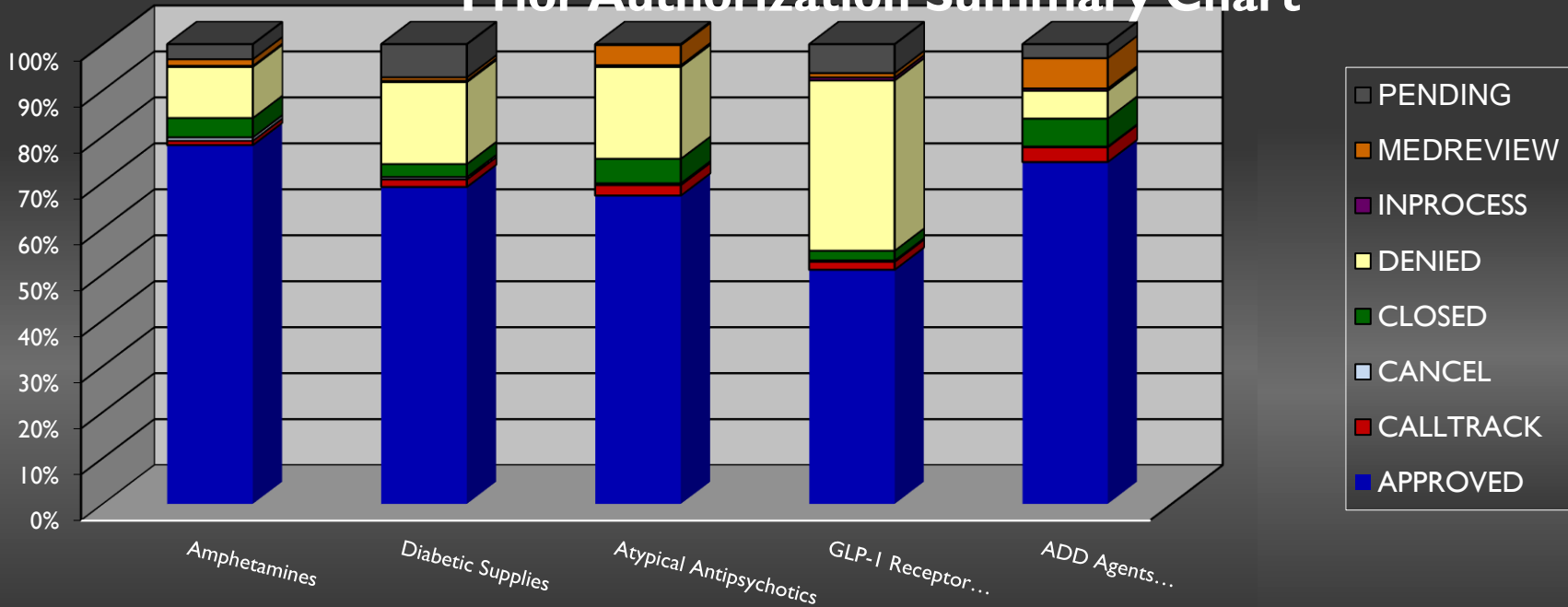
Prior Authorization Summary Chart



MARCH 2023 PA STATS

EO Status	Amphetamines	Diabetic Supplies	Atypical Antipsychotics	GLP-I Agonists	ADD Agents Methylphenidates
APPROVED	78.05%	68.95%	67.08%	50.94%	74.37%
DENIED	11.12%	17.83%	19.98%	37.03%	6.07%
PENDING	3.27%	7.21%	0.19%	6.28%	3.04%
Totals (including Calltrack, Cancel, Closed, Inprocess, Medreview status)	1,376	1,346	1,155	748	593
Top Med	Adderall IR	Dexcom	Vraylar	Ozempic	Ritalin

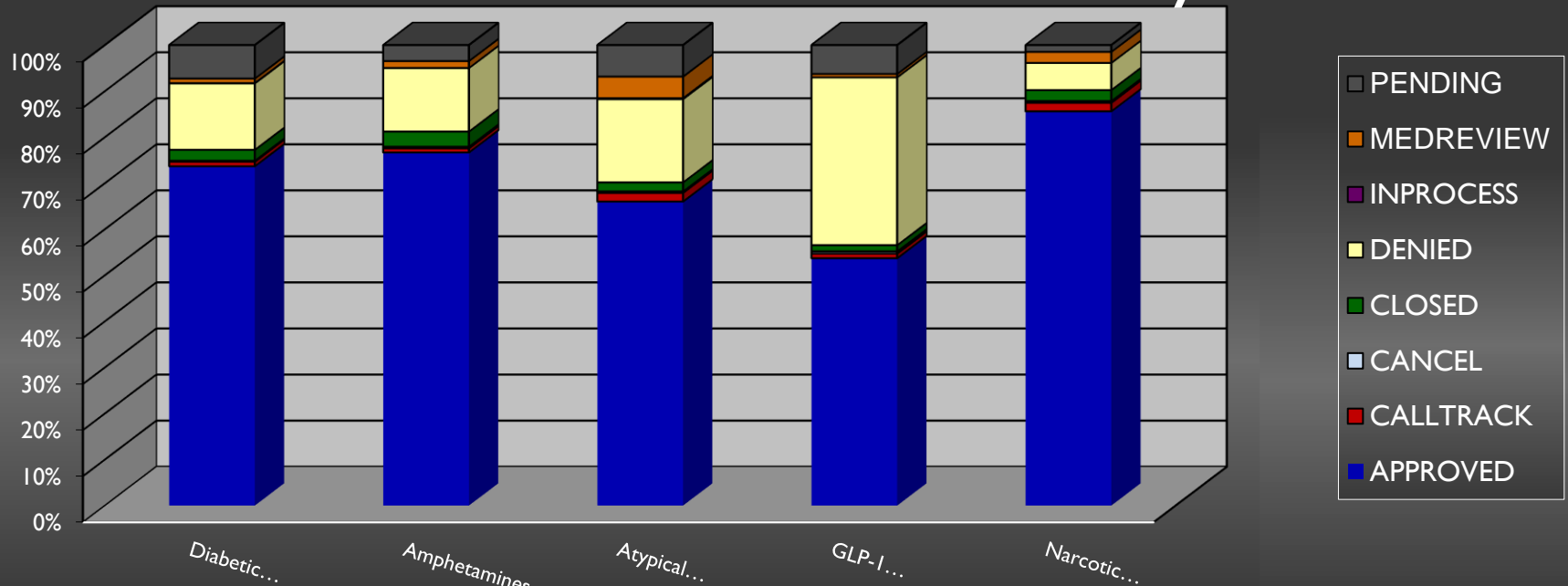
Prior Authorization Summary Chart



APRIL 2023 PA STATS

EO Status	Diabetic Supplies	Amphetamines	Atypical Antipsychotics	GLP-I Agonists	Narcotic Withdrawal Agents
APPROVED	73.68%	76.67%	66.01%	53.69%	85.61%
DENIED	14.42%	13.80%	18.09%	36.45%	5.90%
PENDING	7.29%	3.47%	6.86%	6.28%	1.48%
Totals (including Calltrack, Cancel, Closed, Inprocess, Medreview status)	1,345	1,123	962	812	542
Top Med	Dexcom	Adderall IR	Vraylar	Ozempic	Sublocade

Prior Authorization Summary Chart



PHONE CALL REQUEST TURNAROUND

February 2023

	Calls Handled	Avg Speed of Answer	Avg Handle Time
Medicaid PA Line	9,556	0:33 sec	2:34 min
Gainwell HelpDesk DUR Line	9,217	1:15 min	2:24 min

March 2023

	Calls Handled	Avg Speed of Answer	Avg Handle Time
Medicaid PA Line	9,650	0:28 sec	2:36 min
Gainwell HelpDesk DUR Line	9,320	1:06 min	2:21 min

April 2023

	Calls Handled	Avg Speed of Answer	Avg Handle Time
Medicaid PA Line	9,720	0:17 sec	2:40 min
Gainwell HelpDesk DUR Line	8,655	0:56 min	2:21 min



NUMBER OF CONTACTS

	February 2023	March 2023	April 2023
Less Than or Equal to 3 Notes Per Created EO-PA	96.80%	96.10%	98.21%



THANK YOU

❖ Any Questions?