

West Virginia Pharmacy Services



Drug Utilization Review

3rd Quarter 2023

Prepared by : gainwell



WVDRGS044

DUR Quarterly Overall Summary Report
 Report Period from 07/01/2023 thru 09/30/2023

Categories	3rd Qtr 2023	3rd Qtr 2022	% Change
Total Paid Amount	\$250,643,467.88	\$244,822,942.41	2.38
Eligible Members	558,581	584,935	-4.51
Utilizing Eligibles	263,128	281,761	-6.61
Total # Prescriptions	2,166,918	2,355,832	-8.02
Cost per Utilizing Member	\$952.55	\$868.90	9.63
Average # Prescriptions per Utilizer	8	8	0.00
Average Cost per Prescription	\$115.67	\$103.92	11.30
# Generic Prescriptions	1,847,561	2,008,860	-8.03
% Generic Prescriptions	85	85	0.00
Total Cost - Generics	\$38,072,437.49	\$39,489,545.03	-3.59
Average Generic Prescription Cost	\$20.61	\$19.66	4.83
Average Days Supply - Generics	32	31	3.23
# Brand Prescriptions	319,357	346,972	-7.96
% Brand Prescriptions	14.00	14.00	0.00
Total Cost - Brand	\$212,571,030.39	\$205,333,397.38	3.52
Average Brand Prescription Cost	\$665.62	\$591.79	12.48
Average Days Supply - Brand	25	24	4.17
Rebates Collected	\$128,126,831.17	\$174,966,959.98	-26.77

Top 25 Therapeutic Classes By Prescription Count

Report Period from 07/01/2023 thru 09/30/2023

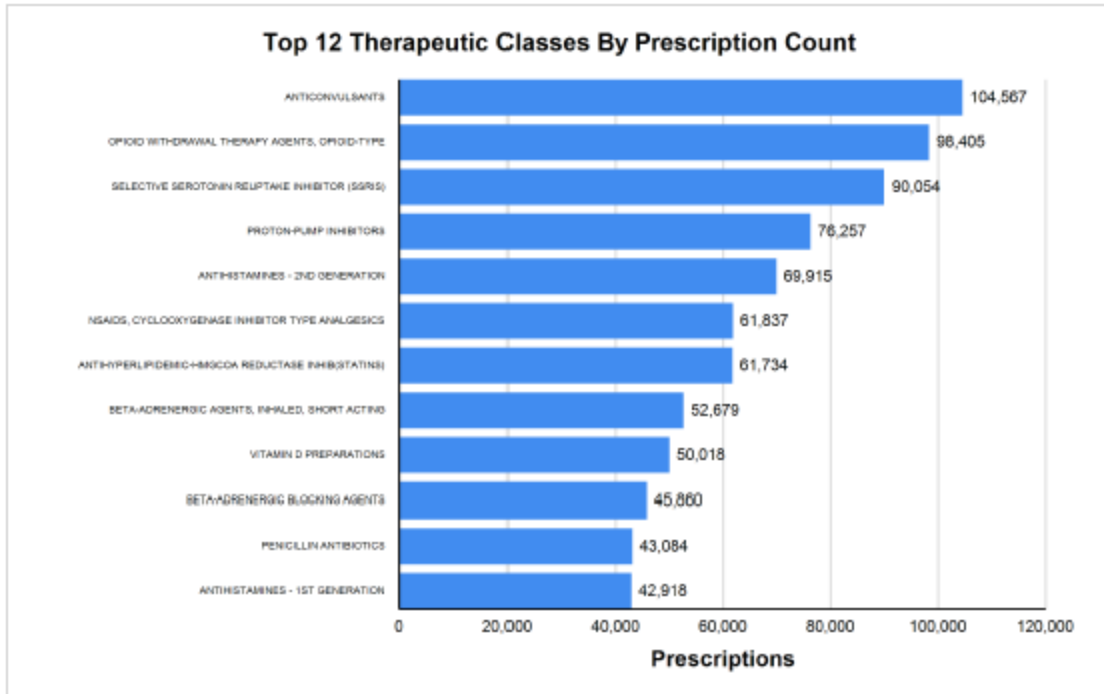
Reporting Months (3rd Quarter) 07/01/2023 - 09/30/2023

Rank	Therapeutic Class	Therapeutic Class Code	Prescription Count	% of Total Prescription Count	Amount Paid
1	ANTICONSULSANTS	H4B	104,567	4.80	\$4,262,198.30
2	OPIOID WITHDRAWAL THERAPY AGENTS, OPIOID-TYPE	H3W	98,405	4.50	\$19,572,503.93
3	SELECTIVE SEROTONIN REUPTAKE INHIBITOR (SSRIS)	H2S	90,054	4.10	\$1,037,846.73
4	PROTON-PUMP INHIBITORS	D4J	76,257	3.50	\$1,189,620.22
5	ANTIHISTAMINES - 2ND GENERATION	Z2Q	69,915	3.20	\$860,038.41
6	NSAIDS, CYCLOOXYGENASE INHIBITOR TYPE ANALGESICS	S2B	61,837	2.80	\$810,410.95
7	ANTHYPERLIPIDEMIC-HMGCOA REDUCTASE INHIB (STATINS)	M4D	61,734	2.80	\$742,992.27
8	BETA-ADRENERGIC AGENTS, INHALED, SHORT ACTING	B6W	52,679	2.40	\$3,176,404.67
9	VITAMIN D PREPARATIONS	C6D	50,018	2.30	\$488,532.86
10	BETA-ADRENERGIC BLOCKING AGENTS	J7C	45,860	2.10	\$664,244.23
11	PENICILLIN ANTIBIOTICS	W1A	43,084	2.00	\$572,415.05
12	ANTIHISTAMINES - 1ST GENERATION	Z2P	42,918	2.00	\$556,949.21
13	ANTIPTSYCHOTIC,ATYPICAL,DOPAMINE,SEROTONIN ANTAGNST	H7T	39,308	1.80	\$5,103,107.27
14	GLUCOCORTICIDS	P5A	38,538	1.80	\$1,056,878.06
15	SKELETAL MUSCLE RELAXANTS	H6H	36,340	1.70	\$444,482.79
16	ANTHYPERTENSIVES, ACE INHIBITORS	A4D	35,762	1.60	\$406,098.77
17	THYROID HORMONES	P3A	32,892	1.50	\$695,958.05
18	SEROTONIN-NOREPINEPHRINE REUPTAKE-INHIB (SNRIS)	H7C	32,575	1.50	\$509,416.77
19	LEUKOTRIENE RECEPTOR ANTAGONISTS	Z4B	32,014	1.50	\$398,874.29
20	ANTIEMETIC/ANTIVERTIGO AGENTS	H6J	31,016	1.40	\$453,018.07
21	NASAL ANTI-INFLAMMATORY STEROIDS	Q7P	29,078	1.30	\$765,564.33
22	ANTI-ANXIETY DRUGS	H2F	28,500	1.30	\$373,709.65
23	SEROTONIN-2 ANTAGONIST/REUPTAKE INHIBITORS (SARIS)	H7E	27,402	1.30	\$318,647.95
24	NOREPINEPHRINE AND DOPAMINE REUPTAKE INHIB (NDRIS)	H7D	27,366	1.30	\$500,264.26
25	ANTHYPERGLYCEMIC, BIGUANIDE TYPE	C4L	26,435	1.20	\$289,025.26
	Totals:		1,214,554	55.70	\$45,249,202.35

WV POS Quarterly Drug Class Review Top 12 by Rx Count

Reporting Period From: 07/01/2023 - 09/30/2023

Reporting Months (3rd Quarter): 07/01/2023 - 09/30/2023



Amount Paid	
ANTICONVULSANTS	\$4,262,198.30
OPIOID WITHDRAWAL THERAPY AGENTS, OPIOID-TYPE	\$19,572,503.93
SELECTIVE SEROTONIN REUPTAKE INHIBITOR (SSRIS)	\$1,037,846.73
PROTON-PUMP INHIBITORS	\$1,189,620.22
ANTIHISTAMINES - 2ND GENERATION	\$860,038.41
NSAIDS, CYCLOOXYGENASE INHIBITOR TYPE ANALGESICS	\$810,410.95
ANTIHYPERTENSIVE-HMGCOA REDUCTASE INHIB(STATINS)	\$742,992.27
BETA-ADRENERGIC AGENTS, INHALED, SHORT ACTING	\$3,176,404.67
VITAMIN D PREPARATIONS	\$488,532.86
BETA-ADRENERGIC BLOCKING AGENTS	\$664,244.23
PENICILLIN ANTIBIOTICS	\$572,415.05
ANTIHISTAMINES - 1ST GENERATION	\$556,949.21

Top 25 Therapeutic Classes by Amount Paid

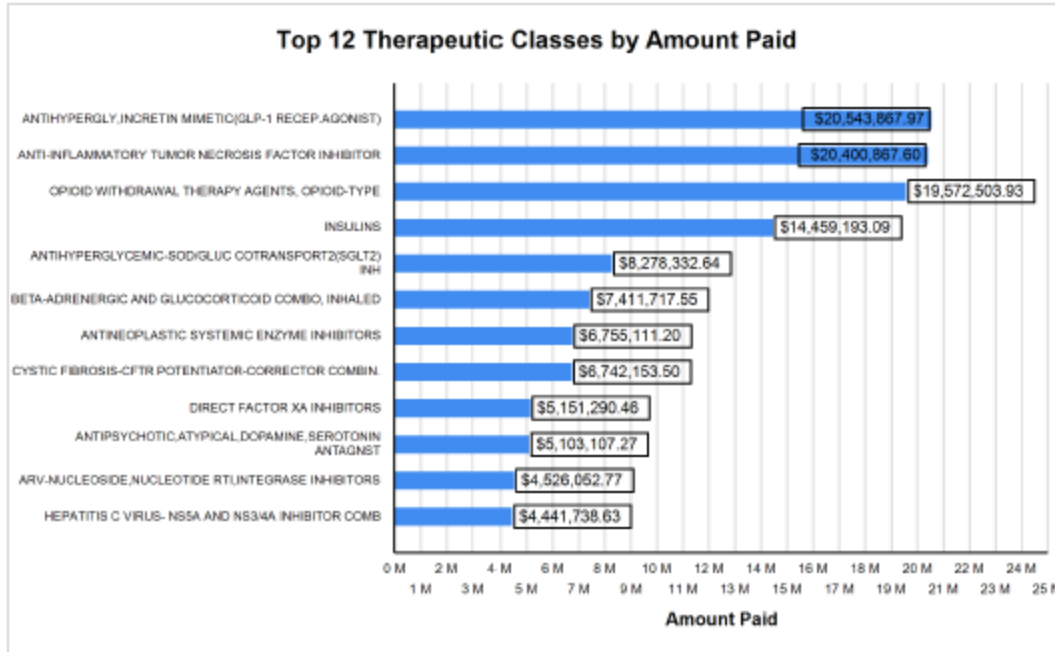
Report Period from 07/01/2023 thru 09/30/2023

Reporting Months (3rd Quarter): 7/1/2023-09/30/2023

Rank	Therapeutic Class	Therapeutic Class Codes	Amount Paid	% of Total Amount Paid	Prescription Count
1	ANTIHYPERGLY,INCRETIN MIMETIC(GLP-1 RECEPTOR AGONIST)	C4I	\$20,543,867.97	8.20	21,571
2	ANTI-INFLAMMATORY TUMOR NECROSIS FACTOR INHIBITOR	S2J	\$20,400,867.60	8.10	2,419
3	OPIOID WITHDRAWAL THERAPY AGENTS, OPIOID-TYPE	H3W	\$19,572,503.93	7.80	98,405
4	INSULINS	C4G	\$14,459,193.09	5.80	24,463
5	ANTIHYPERGLYCEMIC-SODIUM/GLUCOCOTRANSPORT2(SGLT2) INH	C4D	\$8,278,332.64	3.30	10,705
6	BETA-ADRENERGIC AND GLUCOCORTICOID COMBO, INHALED	B63	\$7,411,717.55	3.00	20,604
7	ANTI-NEOPLASTIC SYSTEMIC ENZYME INHIBITORS	V1Q	\$6,755,111.20	2.70	476
8	CYSTIC FIBROSIS-CFTR POTENTIATOR-CORRECTOR COMBIN.	B0F	\$6,742,153.50	2.70	296
9	DIRECT FACTOR XA INHIBITORS	M9V	\$5,151,290.46	2.10	7,931
10	ANTI-PSYCHOTIC, ATYPICAL, DOPAMINE, SEROTONIN ANTAGONIST	H7T	\$5,103,107.27	2.00	39,308
11	ARV-NUCLEOSIDE, NUCLEOTIDE RTI, INTEGRASE INHIBITORS	W5X	\$4,526,052.77	1.80	1,233
12	HEPATITIS C VIRUS- NS5A AND NS3/4A INHIBITOR COMB	W0E	\$4,441,738.63	1.80	352
13	ANTICONVULSANTS	H4B	\$4,262,198.30	1.70	104,567
14	TX FOR ATTENTION DEFICIT-HYPERACT(ADHD)/NARCOLEPSY	H2V	\$4,253,058.26	1.70	26,205
15	ANTI-PHSORIASIS AGENTS, SYSTEMIC	L1A	\$4,083,698.86	1.60	522
16	HEP C VIRUS-NS5B POLYMERASE AND NS5A INHIB. COMBO.	W0B	\$3,607,195.65	1.40	501
17	HUMAN INTERLEUKIN 12/23 (IL-12/13) INHIBITORS, MAB	Z2U	\$3,229,805.61	1.30	133
18	BETA-ADRENERGIC AGENTS, INHALED, SHORT ACTING	B6W	\$3,176,404.67	1.30	52,679
19	ANTIHYPERGLYCEMIC, DPP-4 INHIBITORS	C4J	\$3,021,920.61	1.20	4,331
20	ANTICHOLINERGICS, ORALLY INHALED LONG ACTING	B61	\$2,952,294.76	1.20	5,321
21	DIABETIC SUPPLIES	Y9A	\$2,665,930.30	1.10	7,918
22	AGENTS TO TREAT MULTIPLE SCLEROSIS	H0E	\$2,593,802.84	1.00	440
23	INTERLEUKIN-4(IL-4) RECEPTOR ALPHA ANTAGONIST, MAB	V4D	\$2,592,861.94	1.00	744
24	ADRENERGICS, AROMATIC, NON-CATECHOLAMINE	J5B	\$2,528,397.02	1.00	23,588
25	HEMOPHILIA TREATMENT AGENTS, NON-FACTOR REPLACEMENT	M0P	\$2,471,178.01	1.00	73
Totals:			\$164,824,683.44	65.80	454,785

Top 12 Therapeutic Classes by Amount Paid
 Reporting Months 3rd Quarter: 7/1/2023-09/30/2023

Reporting Months (3rd Quarter): 7/1/2023-09/30/2023



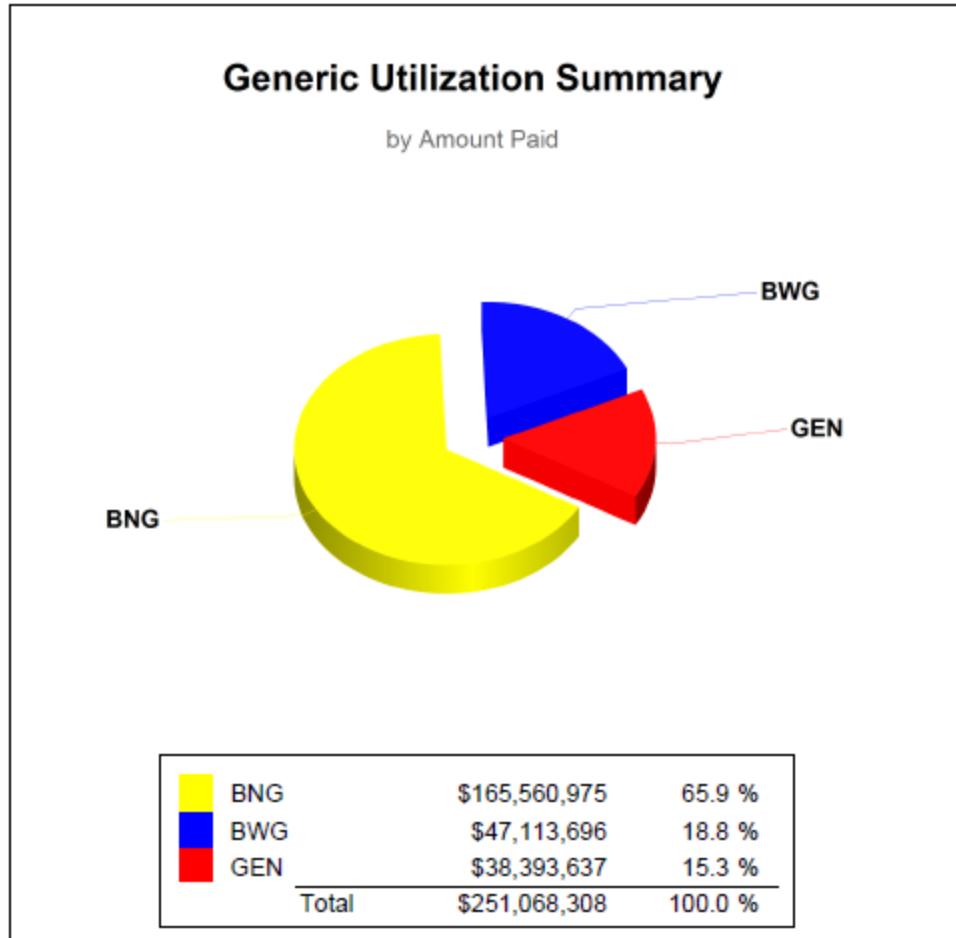
Prescriptions

ANTIHYPERGLY,INCRETIN MIMETIC(GLP-1 RECEP.AGONIST)	21,571
ANTI-INFLAMMATORY TUMOR NECROSIS FACTOR INHIBITOR	2,419
OPIOID WITHDRAWAL THERAPY AGENTS, OPIOID-TYPE	98,405
INSULINS	24,463
ANTIHYPERGLYCEMIC-SOD/GLUC COTRANSPORT2(SGLT2) INH	10,705
BETA-ADRENERGIC AND GLUCOCORTICOID COMBO, INHALED	20,604
ANTINEOPLASTIC SYSTEMIC ENZYME INHIBITORS	476
CYSTIC FIBROSIS-CFTR POTENTIATOR-CORRECTOR COMBIN.	296
DIRECT FACTOR XA INHIBITORS	7,931
ANTIPSYCHOTIC,ATYPICAL,DOPAMINE,SEROTONIN ANTAGNST	39,308
ARV-NUCLEOSIDE,NUCLEOTIDE RTI,INTEGRASE INHIBITORS	1,233
HEPATITIS C VIRUS- NS5A AND NS3/4A INHIBITOR COMB	352

Pharmacy Generic Utilization Summary by Amount Paid

Reporting Month 3rd Quarter: 7/1/2023-09/30/2023

Reporting Months (3rd Quarter): 7/1/2023-09/30/2023



BNG = Brand With no Generic Available

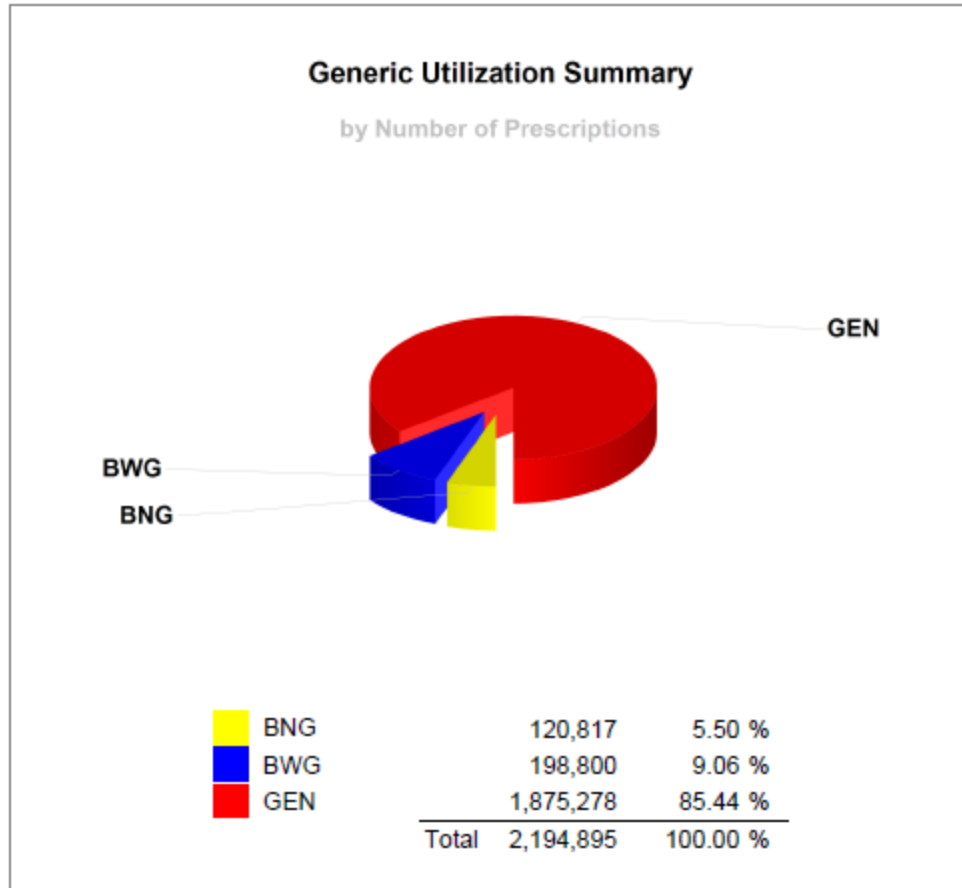
BWG = Brand Dispensed when Generic Available

GEN = Generic

Pharmacy Generic Utilization Summary By Number Of Prescriptions

Report Period from 07/01/2023 thru 09/30/2023

Reporting Months (3rd Quarter): 7/1/2023-09/30/2023



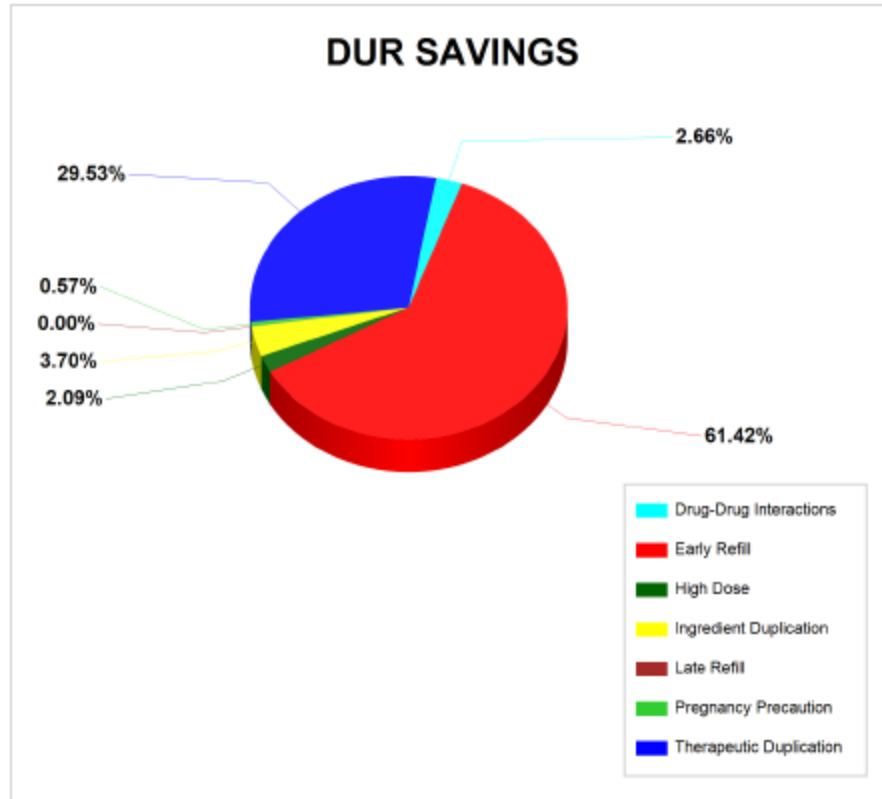
BNG = Brand With no Generic Available

BWG = Brand Dispensed when Generic Available

GEN = Generic

Pharmacy DUR Savings - QUARTERLY
 Report Period from 07/01/2023 thru 09/30/2023

Reporting Months (3rd Quarter) : 7/1/2023 - 9/30/2023



Code	Description	Amount Saved	% of Savings
DD	Drug-Drug Interactions	\$1,387,389.41	3.00
ER	Early Refill	\$32,039,213.38	61.00
HD	High Dose	\$1,094,667.00	2.00
ID	Ingredient Duplication	\$1,930,360.77	4.00
LR	Late Refill	\$0.00	0.00
PG	Pregnancy Precaution	\$302,479.82	1.00
TD	Therapeutic Duplication	\$15,403,282.54	30.00
Totals:		\$52,157,392.92	100.00