

WVBMS Drug Utilization Board

November 15, 2023

*Angela Wonczyk, Doctor of Pharmacy,
BCPS, AAHIVE*

Director, Rational Drug Therapy Program

Service Assistant Professor

WVU School of Pharmacy



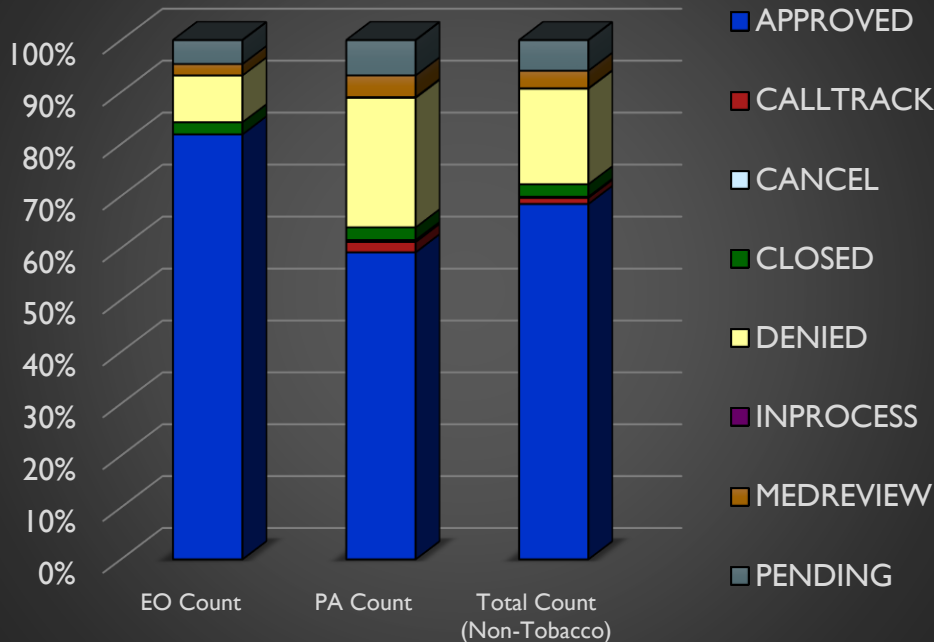
RDTP Updates

- We are hiring – one academic detailer (NP, PA, or RPh) and one pharmacy technician

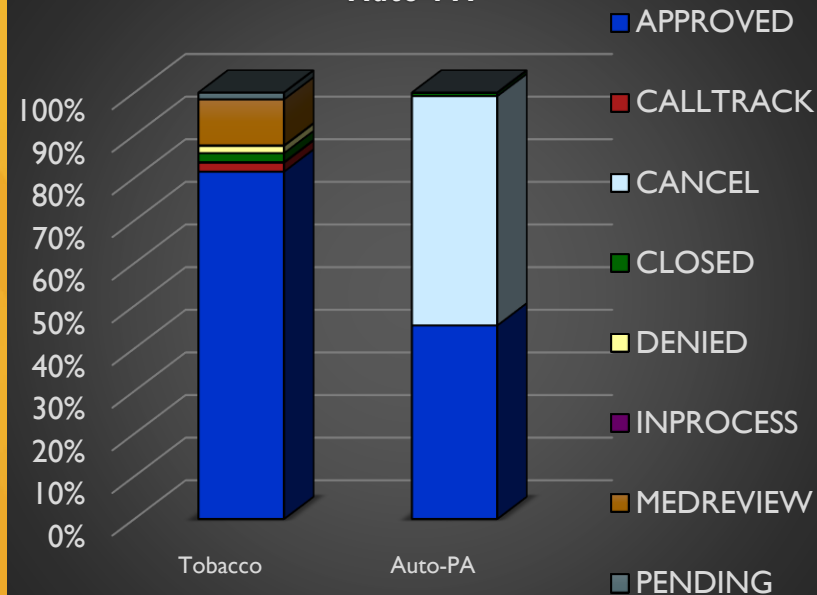
October 2023 Program Summary

	EO Count	% of EO Total	PA Count	% of PA Total	Total Count	% of Total
APPROVED	6,993	81.79%	6,621	55.48%	13,614	66.46%
DENIED	765	8.95%	3,332	27.92%	4,097	20.00%
PENDING	333	3.89%	732	6.13%	1,065	5.20%
Total Program Reviews <small>(including Calltrack, Cancel, Closed, Inprocess, and Medreview status)</small>	8,550	36.20% Of EO/PA total	11,933	50.52% Of EO/PA total	20,483	86.71%
# Member ID# s	6,305	1.36	9,579	1.26	15,884	1.29

Percentages for Non-Tobacco by Status and Type



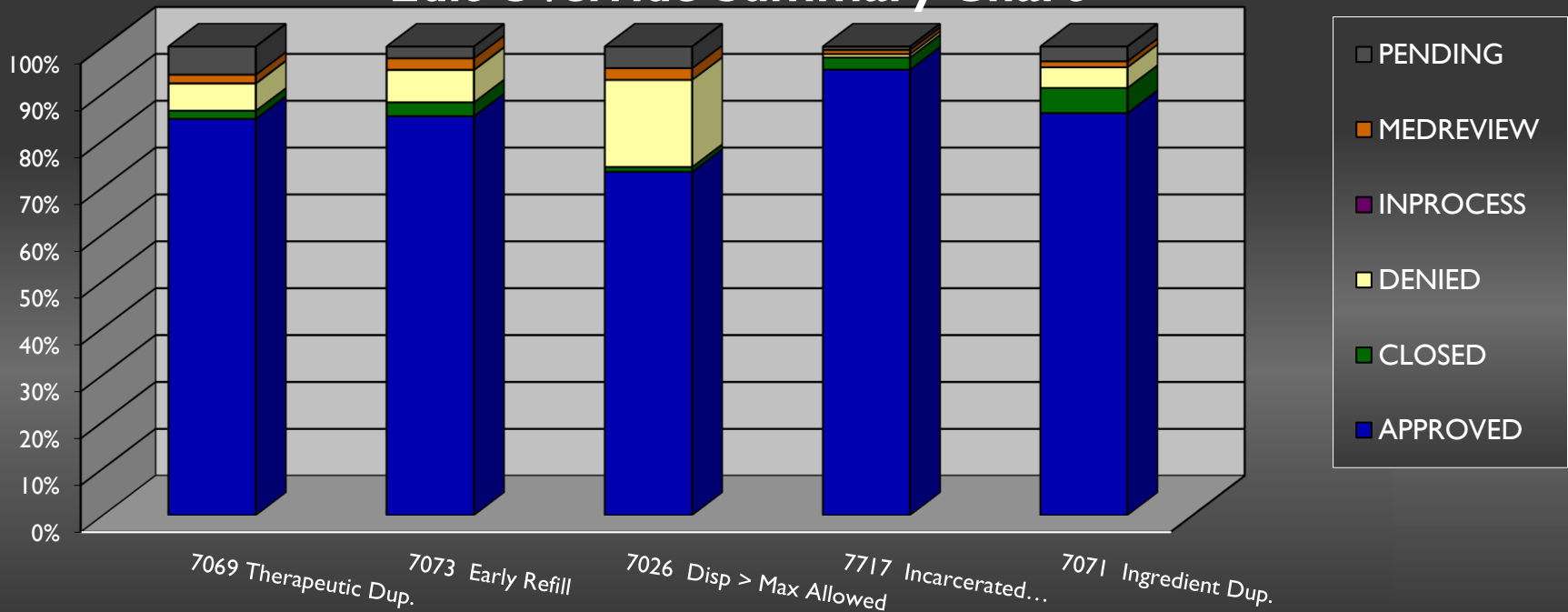
Percentages by Status for Tobacco and Auto-PA



September 2023 Edit Overrides

EO Status	7069 Ther.Dup	7073 Early Refill	7026 Disp>Exceeds Max	7717 Incarcerated Member Edit	7071 Ingredient Dup.
APPROVED	84.57%	85.14%	73.25%	95.07%	85.80%
DENIED	5.80%	6.89%	18.58%	0.72%	4.42%
PENDING	6.01%	2.50%	4.61%	0.72%	3.15%
Total EO's (including, Closed, Inprocess, and Medreview status)	3,395	1,958	759	690	317
% of TOTAL EO COUNT	37.69%	21.74%	8.43%	7.66%	3.52%

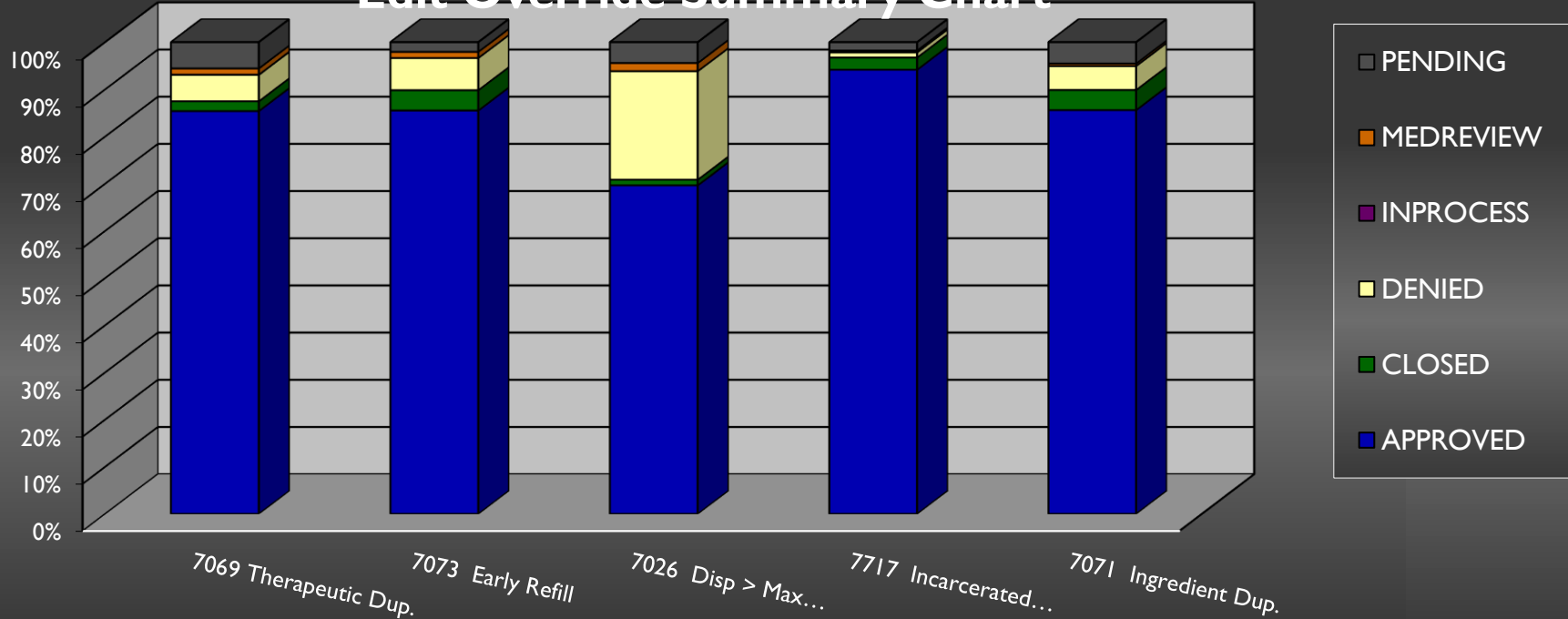
Edit Override Summary Chart



October 2023 Edit Overrides

EO Status	7069 Ther.Dup	7073 Early Refill	7026 Disp>Exceeds Max	7717 Incarcerated Member Edit	7071 Ingredient Dup.
APPROVED	85.39%	85.51%	69.65%	94.17%	85.60%
DENIED	5.60%	6.82%	22.99%	1.09%	5.07%
PENDING	5.57%	2.06%	4.41%	1.76%	4.53%
Total EO's (including, Closed, Inprocess, and Medreview status)	3,409	1,995	748	737	375
% of TOTAL EO COUNT	36.87%	21.58%	8.09%	7.97%	4.06%

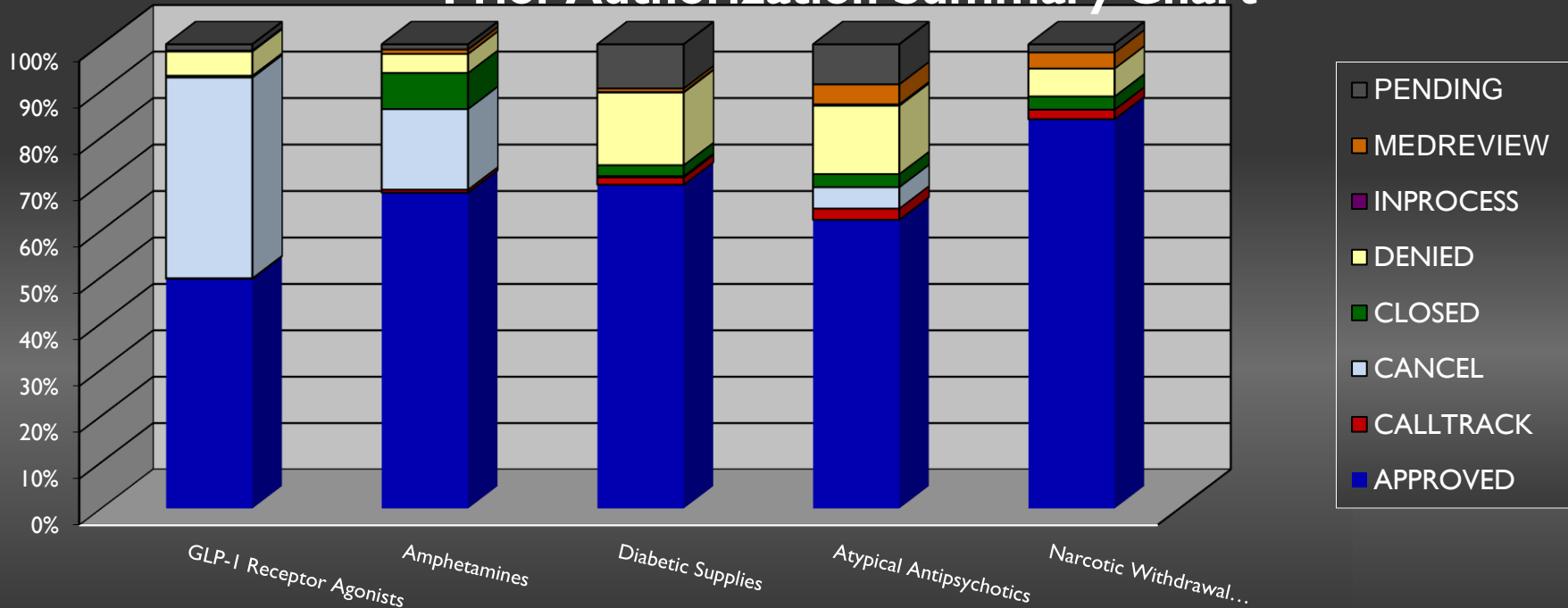
Edit Override Summary Chart



September 2023 PA Stats

PA Status	GLP-1 Receptor Agonists	Amphetamines	Diabetic Supplies	Atypical Antipsychotics	Narcotic Withdrawal Therapy
APPROVED	49.56%	68.09%	69.79%	62.26%	83.89%
DENIED	5.21%	4.09%	15.64%	14.71%	6.00%
PENDING	1.34%	1.10%	9.48%	8.61%	1.74%
Totals (including, Calltrack, Cancel, Closed, Inprocess, and Medreview status)	2,841	2,175	1,023	999	633
Top Medication	Ozempic	Vyvanse	Dexcom	Vraylar	Sublocade

Prior Authorization Summary Chart



Phone Call Request Turnaround

September 2023

	Calls Presented	Avg Speed of Answer	Avg Ring Duration	Avg Handle Time
Medicaid PA Line	7,996	0:14 sec	0:06	2:58 min
Gainwell DUR Line	8,580	1:20 min	0:05	2:31 min

October 2023

	Calls Presented	Avg Speed of Answer	Avg Ring Duration	Avg Handle Time
Medicaid PA Line	8,647	0:13 sec	0:06	2:53 min
Gainwell DUR Line	8,974	1:10 min	0:05	2:27 min

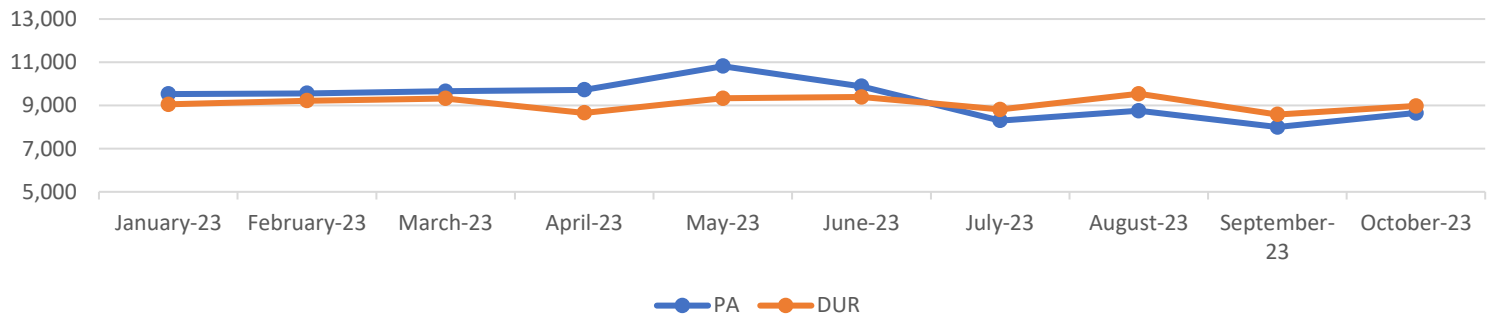
Number of Contacts

	September 2023	October 2023
Less Than or Equal to 3 Notes Per Created EO-PA	97.65%	97.42%

RDTP Manually Entered EO + PA's Medicaid 2023



Calls Presented 2023



Thank you

Any Questions?

