


# West Virginia Pharmacy Services



## Drug Utilization Review 3rd Quarter 2017

Prepared by :



**DUR Quarterly Overall Summary Report**  
Report Period from 07/01/2017 thru 09/30/2017

Categories	3rd Qtr 2017	3rd Qtr 2016	% Change
Total Paid Amount	\$164,192,535.30	\$65,051,025.50	152.41
Eligible Members	494,234	133,544	270.09
Utilizing Eligibles	266,489	67,729	293.46
Total # Prescriptions	2,426,359	877,119	176.63
Cost per Utilizing Member	\$616.13	\$960.46	-35.85
Average # Prescriptions per Utilizer	9	12	-25.00
Average Cost per Prescription	\$67.67	\$74.16	-8.76
# Generic Prescriptions	2,107,178	754,070	179.44
% Generic Prescriptions	86	85	1.18
Total Cost - Generics	\$39,397,910.46	\$13,535,360.55	191.07
Average Generic Prescription Cost	\$18.70	\$17.95	4.16
Average Days Supply - Generics	25	26	-3.85
# Brand Prescriptions	319,181	123,049	159.39
% Brand Prescriptions	13.00	14.00	-7.14
Total Cost - Brand	\$124,794,624.84	\$51,515,664.95	142.25
Average Brand Prescription Cost	\$390.98	\$418.66	-6.61
Average Days Supply - Brand	23	26	-11.54
Rebates Collected	\$74,867,878.71	\$94,854,051.09	-21.07

**Top 25 Therapeutic Classes By Prescription Count**

Report Period from 07/01/2017 thru 09/30/2017

**Reporting Months (3rd Quarter) 07/01/2017 - 09/30/2017**

Rank	Therapeutic Class	Therapeutic Class Code	Prescription Count	% of Total Prescription Count	Amount Paid
1	ANTICONVULSANTS	H4B	231,454	9.40	\$10,422,857.64
2	SELECTIVE SEROTONIN REUPTAKE INHIBITOR (SSRIS)	H2S	152,801	6.20	\$1,724,138.59
3	PROTON-PUMP INHIBITORS	D4J	148,042	6.00	\$2,887,664.06
4	NSAIDS, CYCLOOXYGENASE INHIBITOR - TYPE ANALGESICS	S2B	124,946	5.10	\$1,515,869.16
5	ANTIHYPERLIPIDEMIC - HMG COA REDUCTASE INHIBITORS	M4D	124,069	5.10	\$1,591,523.97
6	NARCOTIC WITHDRAWAL THERAPY AGENTS	H3W	106,035	4.30	\$12,813,387.58
7	ANTIHISTAMINES - 2ND GENERATION	Z2Q	93,832	3.80	\$1,031,737.60
8	ANTIHYPERTENSIVES, ACE INHIBITORS	A4D	90,782	3.70	\$913,177.86
9	BETA-ADRENERGIC BLOCKING AGENTS	J7C	90,002	3.70	\$1,333,478.97
10	ANTI-ANXIETY DRUGS	H2F	87,270	3.60	\$1,075,364.17
11	BETA-ADRENERGIC AGENTS, INHALED, SHORT ACTING	B6W	84,097	3.40	\$4,948,021.03
12	NARCOTIC ANALGESIC AND NON-SALICYLATE ANALGESIC	H3U	82,334	3.40	\$1,368,672.52
13	THYROID HORMONES	P3A	70,214	2.90	\$1,151,885.67
14	SKELETAL MUSCLE RELAXANTS	H6H	69,114	2.80	\$955,704.93
15	PENICILLINS	W1A	64,518	2.60	\$914,497.68
16	SEROTONIN-NOREPINEPHRINE REUPTAKE-INHIB (SNRIS)	H7C	61,300	2.50	\$1,143,501.81
17	ANTIHYPERGLYCEMIC, BIGUANIDE TYPE	C4L	60,912	2.50	\$702,901.75
18	GLUCOCORTICOIDS	P5A	58,575	2.40	\$929,715.65
19	LEUKOTRIENE RECEPTOR ANTAGONISTS	Z4B	58,238	2.40	\$778,519.50
20	HISTAMINE H2-RECEPTOR INHIBITORS	Z2D	55,576	2.30	\$681,181.07
21	ANTIHISTAMINES - 1ST GENERATION	Z2P	54,427	2.20	\$741,164.29
22	VITAMIN D PREPARATIONS	C6D	51,533	2.10	\$509,621.31
23	CALCIUM CHANNEL BLOCKING AGENTS	A9A	49,318	2.00	\$652,156.55
24	INSULINS	C4G	48,106	2.00	\$24,272,205.84
25	ANTIPSYCHOTIC, ATYPICAL, DOPAMINE, SEROTONIN ANTAGNIST	H7T	48,008	2.00	\$6,861,971.88
<b>Totals:</b>			<b>2,165,503</b>	<b>88.40</b>	<b>\$81,920,921.08</b>

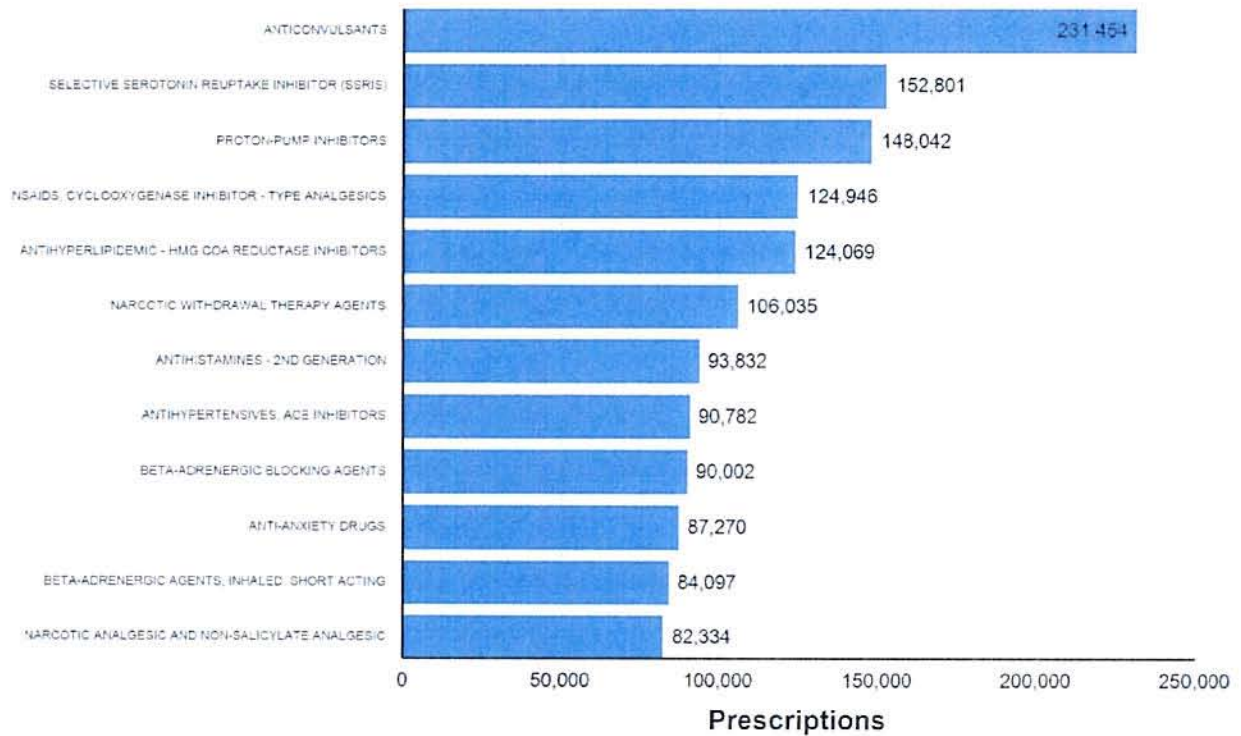


WV POS Quarterly Drug Class Review Top 12 by Rx Count

Reporting Period From: 07/01/2017 - 09/30/2017

Reporting Months (3rd Quarter): 07/01/2017 - 09/30/2017

Top 12 Therapeutic Classes By Prescription Count



Amount Paid

ANTICONVULSANTS	\$10,422,857.64
SELECTIVE SEROTONIN REUPTAKE INHIBITOR (SSRIS)	\$1,724,138.59
PROTON-PUMP INHIBITORS	\$2,887,664.06
NSAIDS, CYCLOOXYGENASE INHIBITOR - TYPE ANALGESICS	\$1,515,869.16
ANTIHYPERLIPIDEMIC - HMG COA REDUCTASE INHIBITORS	\$1,591,523.97
NARCOTIC WITHDRAWAL THERAPY AGENTS	\$12,813,387.58
ANTIHISTAMINES - 2ND GENERATION	\$1,031,737.60
ANTIHYPERTENSIVES, ACE INHIBITORS	\$913,177.86
BETA-ADRENERGIC BLOCKING AGENTS	\$1,333,478.97
ANTI-ANXIETY DRUGS	\$1,075,364.17
BETA-ADRENERGIC AGENTS, INHALED, SHORT ACTING	\$4,948,021.03
NARCOTIC ANALGESIC AND NON-SALICYLATE ANALGESIC	\$1,368,672.52

**Top 25 Therapeutic Classes by Amount Paid**

Report Period from 07/01/2017 thru 09/30/2017

Reporting Months (3rd Quarter): 7/1/2017-09/30/2017

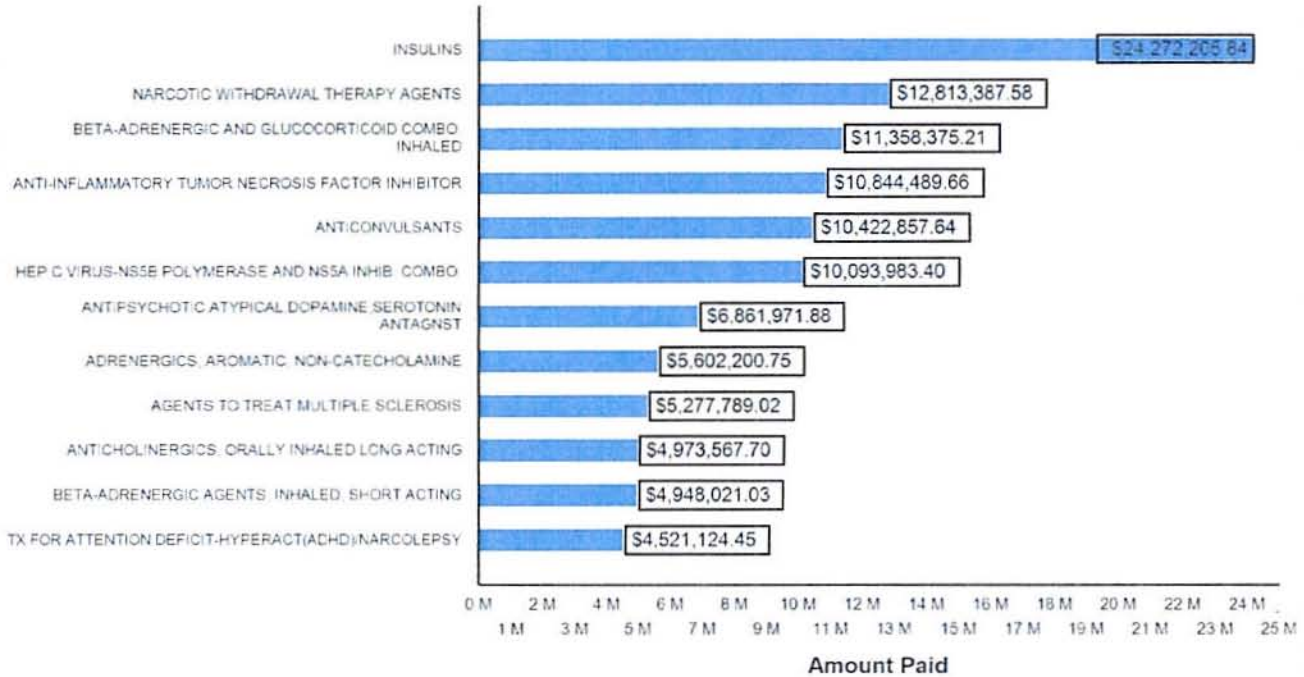
Rank	Therapeutic Class	Therapeutic Class Codes	Amount Paid	% of Total Amount Paid	Prescription Count
1	INSULINS	C4G	\$24,272,205.84	14.70	48,106
2	NARCOTIC WITHDRAWAL THERAPY AGENTS	H3W	\$12,813,387.58	7.80	106,035
3	BETA-ADRENERGIC AND GLUCOCORTICOID COMBO, INHALED	B63	\$11,358,375.21	6.90	36,969
4	ANTI-INFLAMMATORY TUMOR NECROSIS FACTOR INHIBITOR	S2J	\$10,844,489.66	6.60	2,260
5	ANTICONVULSANTS	H4B	\$10,422,857.64	6.30	231,454
6	HEP C VIRUS-NS5B POLYMERASE AND NS5A INHIB. COMBO.	W0B	\$10,093,983.40	6.10	363
7	ANTIPSYCHOTIC, ATYPICAL, DOPAMINE, SEROTONIN ANTAGNIST	H7T	\$6,861,971.88	4.20	48,008
8	ADRENERGICS, AROMATIC, NON-CATECHOLAMINE	J5B	\$5,602,200.75	3.40	32,922
9	AGENTS TO TREAT MULTIPLE SCLEROSIS	H0E	\$5,277,789.02	3.20	848
10	ANTICHOLINERGICS, ORALLY INHALED LONG ACTING	B61	\$4,973,567.70	3.00	14,061
11	BETA-ADRENERGIC AGENTS, INHALED, SHORT ACTING	B6W	\$4,948,021.03	3.00	84,097
12	TX FOR ATTENTION DEFICIT-HYPERACT(ADHD)/NARCOLEPSY	H2V	\$4,521,124.45	2.70	24,325
13	ANTIHYPERGLYCEMIC, DPP-4 INHIBITORS	C4J	\$4,420,794.05	2.70	12,131
14	ANTINEOPLASTIC SYSTEMIC ENZYME INHIBITORS	V1Q	\$3,396,701.99	2.10	385
15	ANTI-ALCOHOLIC PREPARATIONS	C0D	\$3,266,760.96	2.00	3,520
16	PROTON-PUMP INHIBITORS	D4J	\$2,887,664.06	1.80	148,042
17	DIRECT FACTOR XA INHIBITORS	M9V	\$2,359,932.83	1.40	6,537
18	ANTIHYPERGLY, INCRETIN MIMETIC (GLP-1 RECEPTOR AGONIST)	C4I	\$2,328,876.45	1.40	3,711
19	ANTIPSYCHOTICS, ATYP, D2 PARTIAL AGONIST/5HT MIXED	H7X	\$2,328,571.97	1.40	14,870
20	BLOOD SUGAR DIAGNOSTICS	M4A	\$2,184,677.16	1.30	31,051
21	CYSTIC FIBROSIS-CFTR POTENTIATOR-CORRECTOR COMBIN.	B0F	\$2,044,536.05	1.20	102
22	TX FOR ATTENTION DEFICIT-HYPERACT.(ADHD), NRI-TYPE	H7Y	\$1,772,216.49	1.10	4,531
23	SELECTIVE SEROTONIN REUPTAKE INHIBITOR (SSRIS)	H2S	\$1,724,138.59	1.00	152,801
24	ANTIHEMOPHILIC FACTORS	M0E	\$1,686,144.59	1.00	49
25	GROWTH HORMONES	P1A	\$1,676,531.64	1.00	411
<b>Totals:</b>			<b>\$144,067,520.99</b>	<b>87.30</b>	<b>1,007,589</b>



**Top 12 Therapeutic Classes by Amount Paid**  
 Reporting Months 3rd Quarter: 7/1/2017-09/30/2017

Reporting Months (3rd Quarter): 7/1/2017-09/30/2017

**Top 12 Therapeutic Classes by Amount Paid**



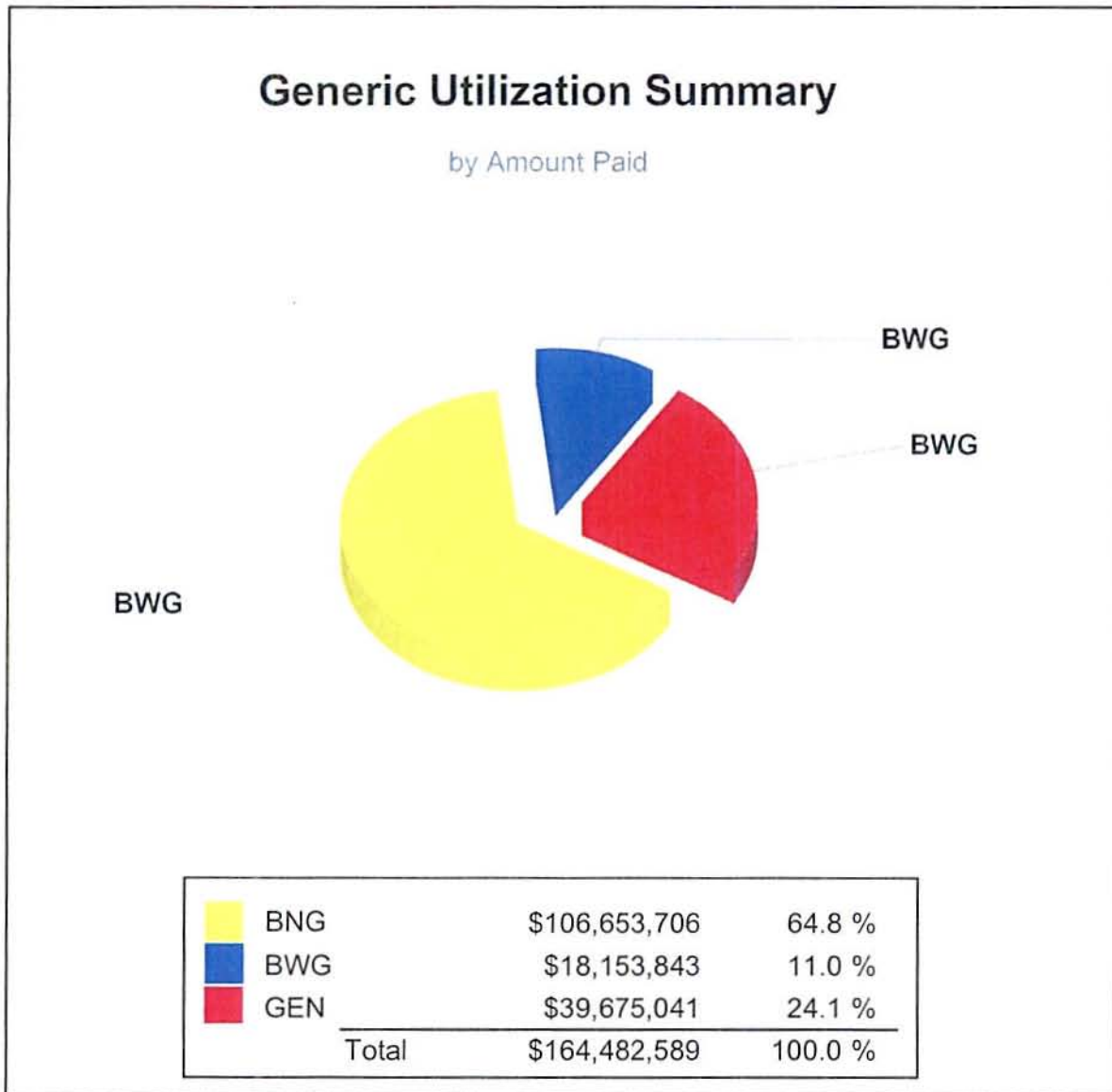
**Prescriptions**

INSULINS	48,106
NARCOTIC WITHDRAWAL THERAPY AGENTS	106,035
BETA-ADRENERGIC AND GLUCOCORTICOID COMBO, INHALED	36,969
ANTI-INFLAMMATORY TUMOR NECROSIS FACTOR INHIBITOR	2,260
ANTICONSULSANTS	231,454
HEP C VIRUS-NS5B POLYMERASE AND NS5A INHIB. COMBO.	363
ANTI-PSYCHOTIC, ATYPICAL, DOPAMINE, SEROTONIN ANTAGNIST	48,008
ADRENERGICS, AROMATIC, NON-CATECHOLAMINE	32,922
AGENTS TO TREAT MULTIPLE SCLEROSIS	848
ANTICHOLINERGICS, ORALLY INHALED LONG ACTING	14,061
BETA-ADRENERGIC AGENTS, INHALED, SHORT ACTING	84,097
TX FOR ATTENTION DEFICIT-HYPERACT(ADHD)/NARCOLEPSY	24,325

Pharmacy Generic Utilization Summary by Amount Paid

Reporting Month 3rd Quarter: 7/1/2017-09/30/2017

Reporting Months (3rd Quarter): 7/1/2017-09/30/2017



*BNG = Brand With no Generic Available*

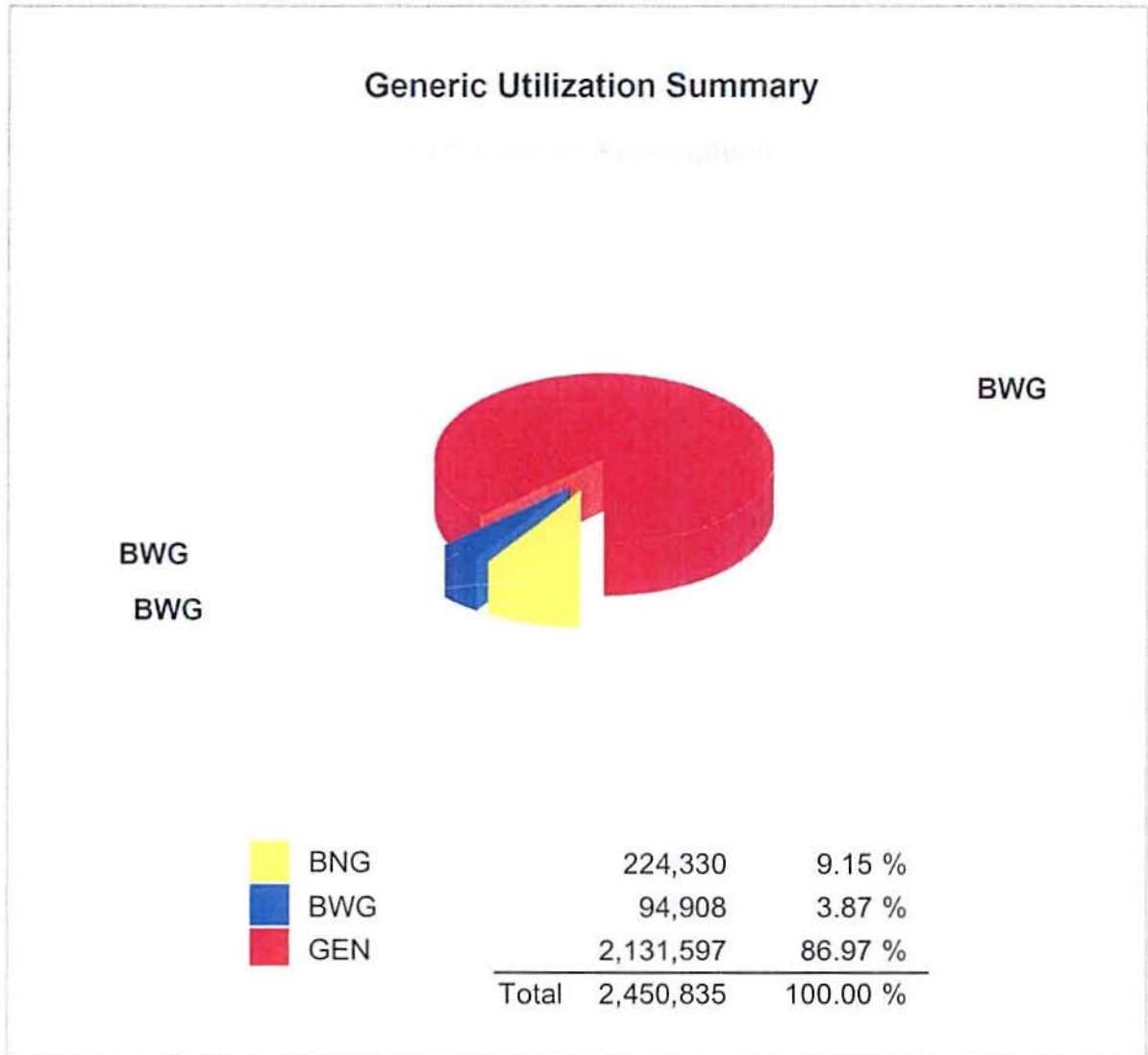
*BWG = Brand Dispensed when Generic Available*

*GEN = Generic*

Pharmacy Generic Utilization Summary By Number Of Prescriptions

Report Period from 07/01/2017 thru 09/30/2017

Reporting Months (3rd Quarter): 7/1/2017-09/30/2017



*BNG = Brand With no Generic Available*

*BWG = Brand Dispensed when Generic Available*

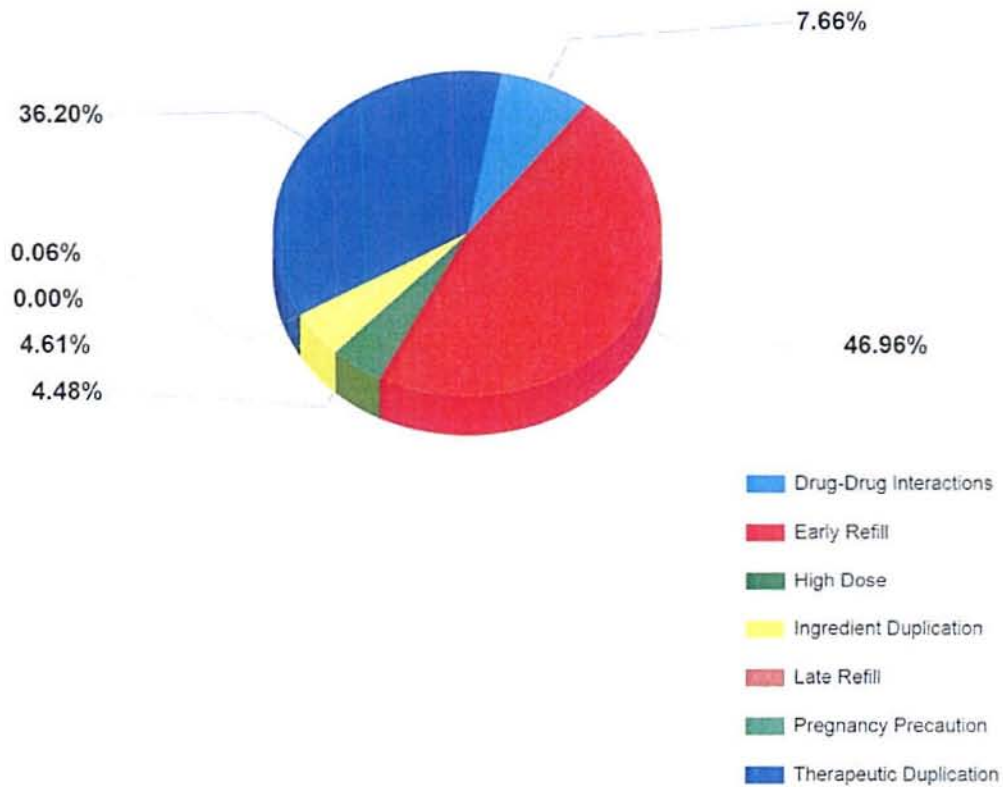
*GEN = Generic*



Pharmacy DUR Savings - QUARTERLY  
 Report Period from 07/01/2017 thru 09/30/2017

Reporting Months (3rd Quarter) : 7/1/2017 - 9/30/2017

**DUR SAVINGS**



Code	Description	Amount Saved	% of Savings
DD	Drug-Drug Interactions	\$1,601,390.45	8.00
ER	Early Refill	\$9,812,769.82	47.00
HD	High Dose	\$936,498.99	4.00
ID	Ingredient Duplication	\$965,156.37	5.00
LR	Late Refill	\$0.00	0.00
PG	Pregnancy Precaution	\$14,026.68	0.00
TD	Therapeutic Duplication	\$7,565,078.29	36.00
<b>Totals:</b>		<b>\$20,894,920.60</b>	<b>100.00</b>