

# West Virginia Pharmacy Services



## Drug Utilization Review

1st Quarter 2022

Prepared by : gainwell



WVDRGS044

DUR Quarterly Overall Summary Report  
 Report Period from 01/01/2022 thru 03/31/2022

Categories	1st Qtr 2022	1st Qtr 2021	% Change
Total Paid Amount	\$230,015,721.10	\$207,340,889.65	10.94
Eligible Members	562,011	522,708	7.52
Utilizing Eligibles	280,144	240,742	16.37
Total # Prescriptions	2,346,350	2,198,649	6.81
Cost per Utilizing Member	\$821.06	\$861.26	-4.67
Average # Prescriptions per Utilizer	8	9	-11.11
Average Cost per Prescription	\$98.03	\$94.39	3.86
# Generic Prescriptions	1,986,764	1,851,045	7.33
% Generic Prescriptions	84	84	0.00
Total Cost - Generics	\$37,560,917.86	\$33,415,338.84	12.41
Average Generic Prescription Cost	\$18.91	\$18.05	4.73
Average Days Supply - Generics	30	30	0.00
# Brand Prescriptions	359,586	345,604	4.05
% Brand Prescriptions	15.00	15.00	0.00
Total Cost - Brand	\$192,454,803.24	\$173,925,550.81	10.65
Average Brand Prescription Cost	\$535.21	\$503.25	6.35
Average Days Supply - Brand	23	22	4.55
Rebates Collected	\$134,243,724.81	\$90,075,642.10	49.03

Top 25 Therapeutic Classes By Prescription Count

Report Period from 01/01/2022 thru 03/31/2022

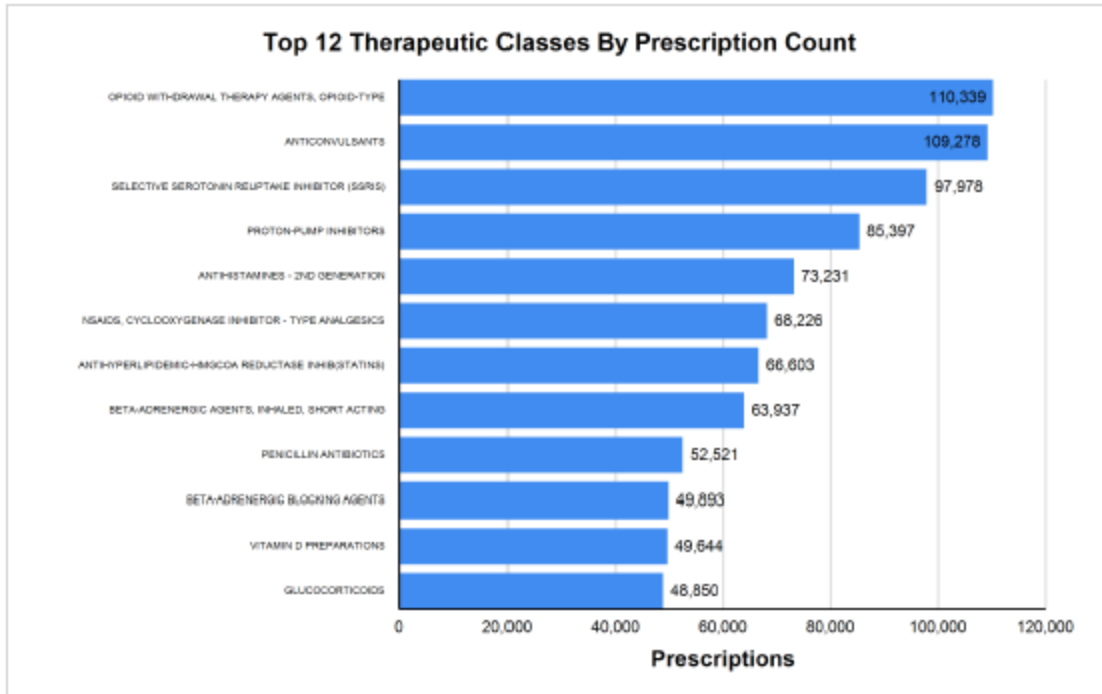
Reporting Months (1st Quarter) 01/01/2022 - 03/31/2022

Rank	Therapeutic Class	Therapeutic Class Code	Prescription Count	% of Total Prescription Count	Amount Paid
1	OPIOID WITHDRAWAL THERAPY AGENTS, OPIOID-TYPE	H3W	110,339	4.70	\$17,708,896.78
2	ANTICONVULSANTS	H4B	109,278	4.60	\$5,353,406.55
3	SELECTIVE SEROTONIN REUPTAKE INHIBITOR (SSRIS)	H2S	97,978	4.10	\$1,126,491.95
4	PROTON-PUMP INHIBITORS	D4J	85,397	3.60	\$1,392,576.01
5	ANTIHISTAMINES - 2ND GENERATION	Z2Q	73,231	3.10	\$830,097.25
6	NSAIDS, CYCLOOXYGENASE INHIBITOR - TYPE ANALGESICS	S2B	68,226	2.90	\$900,257.46
7	ANTIHYPERTENSIVE-HMGCOA REDUCTASE INHIB (STATINS)	M4D	66,603	2.80	\$807,563.24
8	BETA-ADRENERGIC AGENTS, INHALED, SHORT ACTING	B6W	63,937	2.70	\$4,619,301.60
9	PENICILLIN ANTIBIOTICS	W1A	52,521	2.20	\$708,149.52
10	BETA-ADRENERGIC BLOCKING AGENTS	J7C	49,893	2.10	\$659,074.19
11	VITAMIN D PREPARATIONS	C6D	49,644	2.10	\$479,128.51
12	GLUCOCORTICOIDS	P5A	48,850	2.10	\$898,332.82
13	ANTIHISTAMINES - 1ST GENERATION	Z2P	45,797	1.90	\$599,158.74
14	ANTIHYPERTENSIVES, ACE INHIBITORS	A4D	42,222	1.80	\$465,236.96
15	ANTI-PSYCHOTIC, ATYPICAL, DOPAMINE, SEROTONIN ANTAGONIST	H7T	39,224	1.70	\$7,728,388.13
16	SKELETAL MUSCLE RELAXANTS	H6H	37,937	1.60	\$465,835.91
17	THYROID HORMONES	P3A	37,060	1.60	\$757,202.92
18	LEUKOTRIENE RECEPTOR ANTAGONISTS	Z4B	36,510	1.50	\$459,395.87
19	SEROTONIN-NOREPINEPHRINE REUPTAKE-INHIB (SNRIS)	H7C	35,308	1.50	\$562,568.92
20	NASAL ANTI-INFLAMMATORY STEROIDS	Q7P	34,682	1.50	\$802,321.49
21	ANTIEMETIC/ANTI-VERTIGO AGENTS	H6J	33,526	1.40	\$492,283.36
22	ANTIHYPERTENSIVE, BIGUANIDE TYPE	C4L	30,585	1.30	\$326,996.03
23	INSULINS	C4G	28,514	1.20	\$17,751,864.56
24	SEROTONIN-2 ANTAGONIST/REUPTAKE INHIBITORS (SARIS)	H7E	28,439	1.20	\$334,565.15
25	NOREPINEPHRINE AND DOPAMINE REUPTAKE INHIB (NDRIS)	H7D	28,099	1.20	\$515,850.59
	<b>Totals:</b>		<b>1,333,800</b>	<b>56.40</b>	<b>\$66,744,943.51</b>

WV POS Quarterly Drug Class Review Top 12 by Rx Count

Reporting Period From: 01/01/2022 - 03/31/2022

Reporting Months (1st Quarter): 01/01/2022 - 03/31/2022



Amount Paid	
OPIOID WITHDRAWAL THERAPY AGENTS, OPIOID-TYPE	\$17,708,895.78
ANTICONVULSANTS	\$5,353,406.55
SELECTIVE SEROTONIN REUPTAKE INHIBITOR (SSRIS)	\$1,126,491.95
PROTON-PUMP INHIBITORS	\$1,392,576.01
ANTIHISTAMINES - 2ND GENERATION	\$830,097.25
NSAIDS, CYCLOOXYGENASE INHIBITOR - TYPE ANALGESICS	\$900,257.46
ANTHYPERLIPIDEMIC-HMGCOA REDUCTASE INHIB(STATINS)	\$807,563.24
BETA-ADRENERGIC AGENTS, INHALED, SHORT ACTING	\$4,619,301.60
PENICILLIN ANTIBIOTICS	\$708,149.52
BETA-ADRENERGIC BLOCKING AGENTS	\$659,074.19
VITAMIN D PREPARATIONS	\$479,128.51
GLUCOCORTICOIDS	\$898,332.82

**Top 25 Therapeutic Classes by Amount Paid**

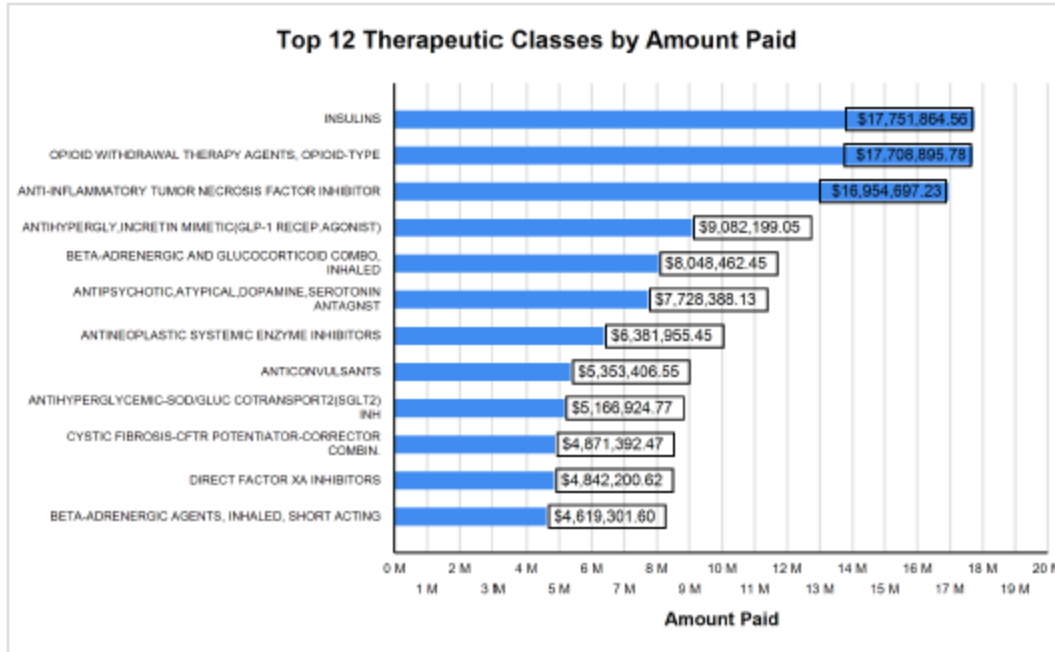
Report Period from 01/01/2022 thru 03/31/2022

Reporting Months (1st Quarter): 1/1/2022-03/31/2022

Rank	Therapeutic Class	Therapeutic Class Codes	Amount Paid	% of Total Amount Paid	Prescription Count
1	INSULINS	C4G	\$17,751,864.56	7.70	28,514
2	OPIOID WITHDRAWAL THERAPY AGENTS, OPIOID-TYPE	H3W	\$17,708,895.78	7.70	110,339
3	ANTI-INFLAMMATORY TUMOR NECROSIS FACTOR INHIBITOR	S2J	\$16,954,697.23	7.40	2,301
4	ANTIHYPERGLY,INCRETIN MIMETIC(GLP-1 RECEPTOR AGONIST)	C4I	\$9,082,199.05	3.90	10,357
5	BETA-ADRENERGIC AND GLUCOCORTICOID COMBO, INHALED	B63	\$8,048,462.45	3.50	22,736
6	ANTIPSYCHOTIC,ATYPICAL,DOPAMINE,SEROTONIN ANTAGONIST	H7T	\$7,728,388.13	3.40	39,224
7	ANTINEOPLASTIC SYSTEMIC ENZYME INHIBITORS	V1Q	\$6,381,955.45	2.80	492
8	ANTICONVULSANTS	H4B	\$5,353,406.55	2.30	109,278
9	ANTIHYPERGLYCEMIC-SODIUM/GLUCOCOTRANSPORT2(SGLT2) INHIBITORS	C4D	\$5,166,924.77	2.20	7,373
10	CYSTIC FIBROSIS-CFTR POTENTIATOR-CORRECTOR COMBIN.	B0F	\$4,871,392.47	2.10	217
11	DIRECT FACTOR XA INHIBITORS	M9V	\$4,842,200.62	2.10	8,112
12	BETA-ADRENERGIC AGENTS, INHALED, SHORT ACTING	B6W	\$4,619,301.60	2.00	63,937
13	ANTIHYPERGLYCEMIC, DPP-4 INHIBITORS	C4J	\$4,414,958.29	1.90	7,407
14	HEPATITIS C VIRUS- NS5A AND NS5A INHIBITOR COMBINATION	W0E	\$4,220,651.78	1.80	324
15	ANTIPSORIATIC AGENTS,SYSTEMIC	L1A	\$4,047,848.46	1.80	529
16	TX FOR ATTENTION DEFICIT-HYPERACT(ADHD)/NARCOLEPSY	H2V	\$3,881,576.78	1.70	23,931
17	ARV-NUCLEOSIDE,NUCLEOTIDE RTI,INTEGRASE INHIBITORS	W5X	\$3,862,368.57	1.70	1,134
18	AGENTS TO TREAT MULTIPLE SCLEROSIS	H0E	\$3,549,473.47	1.50	459
19	ADRENERGICS, AROMATIC, NON-CATECHOLAMINE	J5B	\$3,256,170.44	1.40	26,150
20	ANTICHOLINERGICS, ORALLY INHALED LONG ACTING	B61	\$3,255,263.05	1.40	6,064
21	HEP C VIRUS-NS5B POLYMERASE AND NS5A INHIB. COMBO.	W0B	\$2,629,513.65	1.10	346
22	ANTI-ALCOHOLIC PREPARATIONS	C0D	\$2,370,569.32	1.00	2,404
23	HUMAN INTERLEUKIN 12/23 (IL-12/13) INHIBITORS, MAB	Z2U	\$2,287,709.96	1.00	102
24	GROWTH HORMONES	P1A	\$2,137,408.00	0.90	396
25	ANTIPSYCHOTICS, ATYP, D2 PARTIAL AGONIST/5HT MIXED	H7X	\$2,020,050.64	0.90	14,443
<b>Totals:</b>			<b>\$150,443,251.07</b>	<b>65.20</b>	<b>486,589</b>

**Top 12 Therapeutic Classes by Amount Paid**  
 Reporting Months 1st Quarter: 1/1/2022-03/31/2022

Reporting Months (1st Quarter): 1/1/2022-03/31/2022



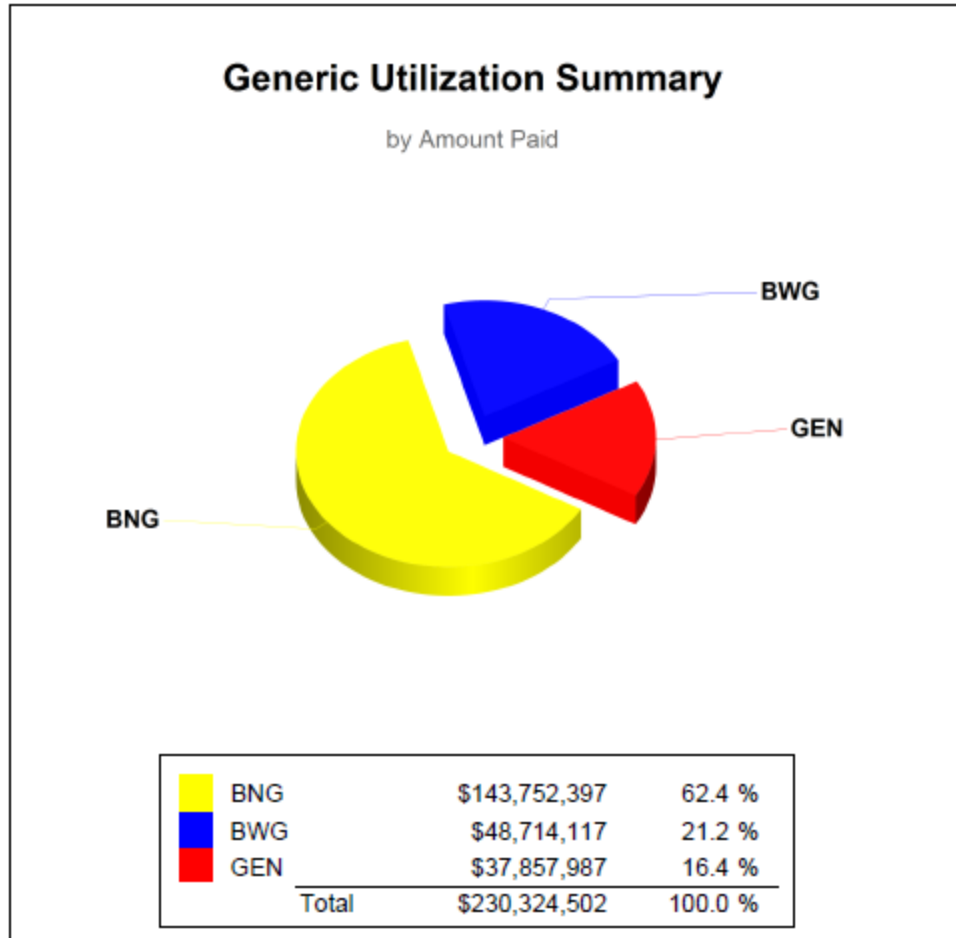
**Prescriptions**

INSULINS	28,514
OPIOID WITHDRAWAL THERAPY AGENTS, OPIOID-TYPE	110,339
ANTI-INFLAMMATORY TUMOR NECROSIS FACTOR INHIBITOR	2,301
ANTIHYPERGLY,INCRETIN MIMETIC(GLP-1 RECEP.AGONIST)	10,357
BETA-ADRENERGIC AND GLUCOCORTICOID COMBO, INHALED	22,736
ANTIPSYCHOTIC,ATYPICAL,DOPAMINE,SEROTONIN ANTAGNST	39,224
ANTINEOPLASTIC SYSTEMIC ENZYME INHIBITORS	492
ANTICONVULSANTS	109,278
ANTIHYPERGLYCEMIC-SOD/GLUC COTRANSPORT2(SGLT2) INH	7,373
CYSTIC FIBROSIS-CFTR POTENTIATOR-CORRECTOR COMBIN.	217
DIRECT FACTOR XA INHIBITORS	8,112
BETA-ADRENERGIC AGENTS, INHALED, SHORT ACTING	63,937

Pharmacy Generic Utilization Summary by Amount Paid

Reporting Month 1st Quarter: 1/1/2022-03/31/2022

Reporting Months (1st Quarter): 1/1/2022-03/31/2022



BNG = Brand With no Generic Available

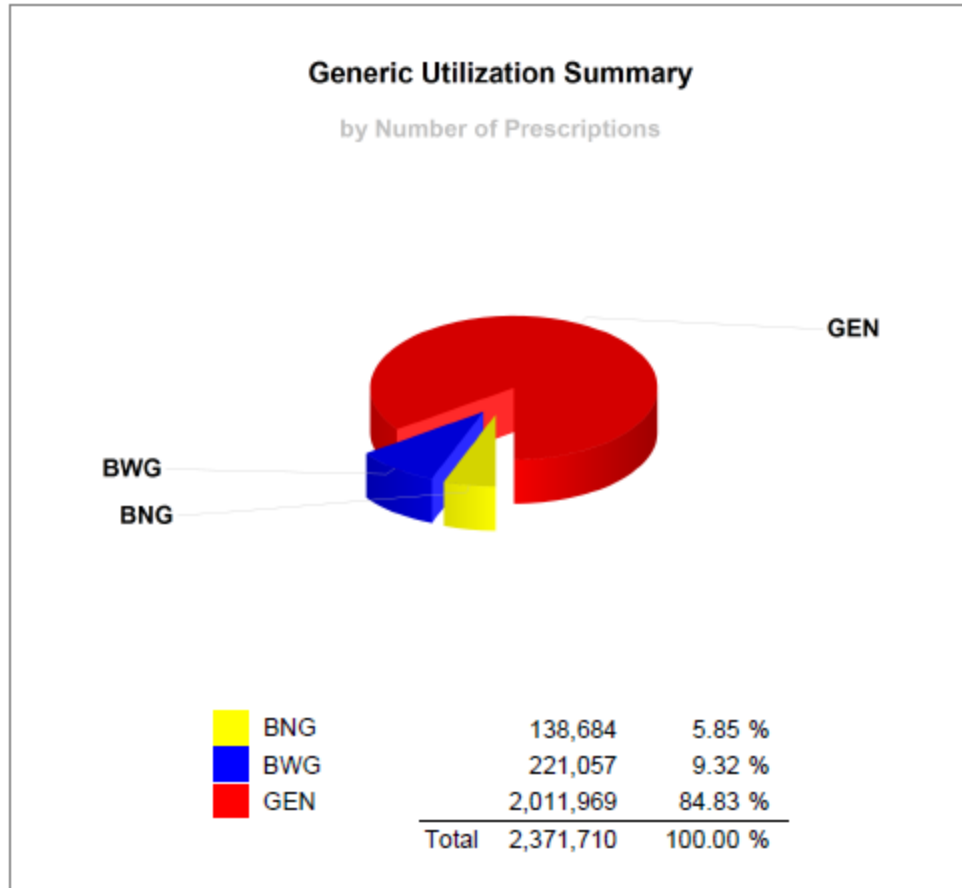
BWG = Brand Dispensed when Generic Available

GEN = Generic

Pharmacy Generic Utilization Summary By Number Of Prescriptions

Report Period from 01/01/2022 thru 03/31/2022

Reporting Months (1st Quarter): 1/1/2022-03/31/2022



*BNG = Brand With no Generic Available*

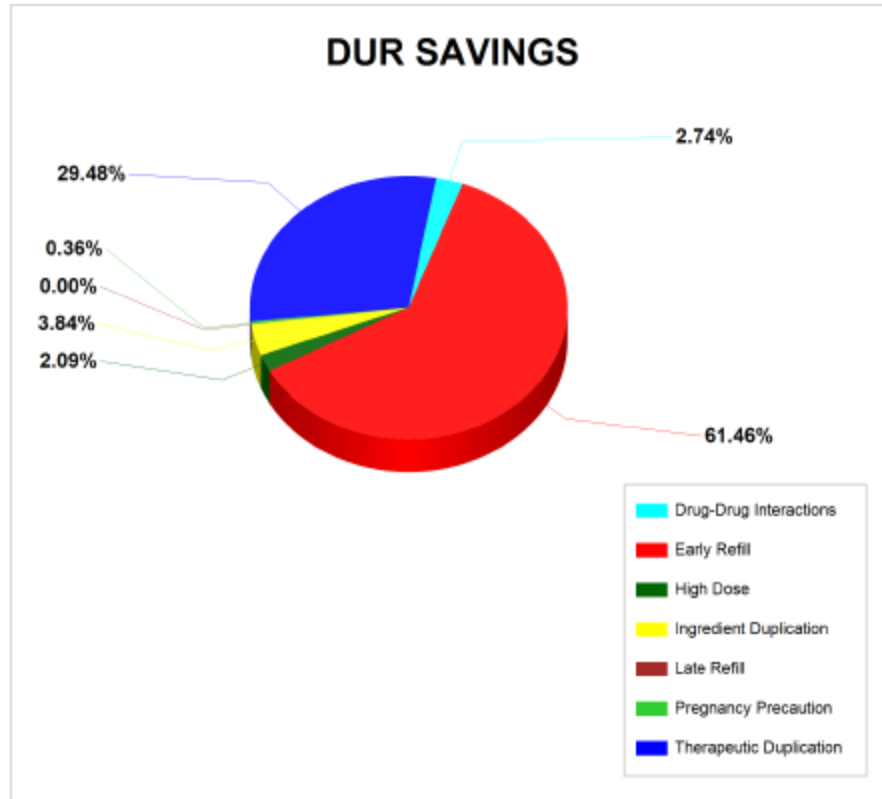
*BWG = Brand Dispensed when Generic Available*

*GEN = Generic*



**Pharmacy DUR Savings - QUARTERLY**  
 Report Period from 01/01/2022 thru 03/31/2022

Reporting Months (1st Quarter) : 1/1/2022 - 3/31/2022



Code	Description	Amount Saved	% of Savings
DD	Drug-Drug Interactions	\$1,208,353.22	3.00
ER	Early Refill	\$27,019,300.46	61.00
HD	High Dose	\$922,710.57	2.00
ID	Ingredient Duplication	\$1,689,979.29	4.00
LR	Late Refill	\$0.00	0.00
PG	Pregnancy Precaution	\$159,047.70	0.00
TD	Therapeutic Duplication	\$12,961,413.19	29.00
<b>Totals:</b>		<b>\$43,960,804.43</b>	<b>100.00</b>