

West Virginia Pharmacy Services



Drug Utilization Review

4th Quarter 2021

Prepared by : 



WVDRGS044

DUR Quarterly Overall Summary Report
 Report Period from 10/01/2021 thru 12/31/2021

Categories	4th Qtr 2021	4th Qtr 2020	% Change
Total Paid Amount	\$224,462,703.14	\$198,960,452.75	12.82
Eligible Members	553,034	509,451	8.55
Utilizing Eligibles	280,450	236,604	18.53
Total # Prescriptions	2,348,137	2,211,594	6.17
Cost per Utilizing Member	\$800.37	\$840.90	-4.82
Average # Prescriptions per Utilizer	8	9	-11.11
Average Cost per Prescription	\$95.59	\$89.96	6.26
# Generic Prescriptions	1,951,526	1,866,206	4.57
% Generic Prescriptions	83	84	-1.19
Total Cost - Generics	\$37,808,220.67	\$34,917,381.59	8.28
Average Generic Prescription Cost	\$19.37	\$18.71	3.55
Average Days Supply - Generics	30	29	3.45
# Brand Prescriptions	396,611	345,388	14.83
% Brand Prescriptions	16.00	15.00	6.67
Total Cost - Brand	\$186,654,482.47	\$164,043,071.16	13.78
Average Brand Prescription Cost	\$470.62	\$474.95	-0.91
Average Days Supply - Brand	21	22	-4.55
Rebates Collected	\$156,930,193.31	\$171,414,616.29	-8.45

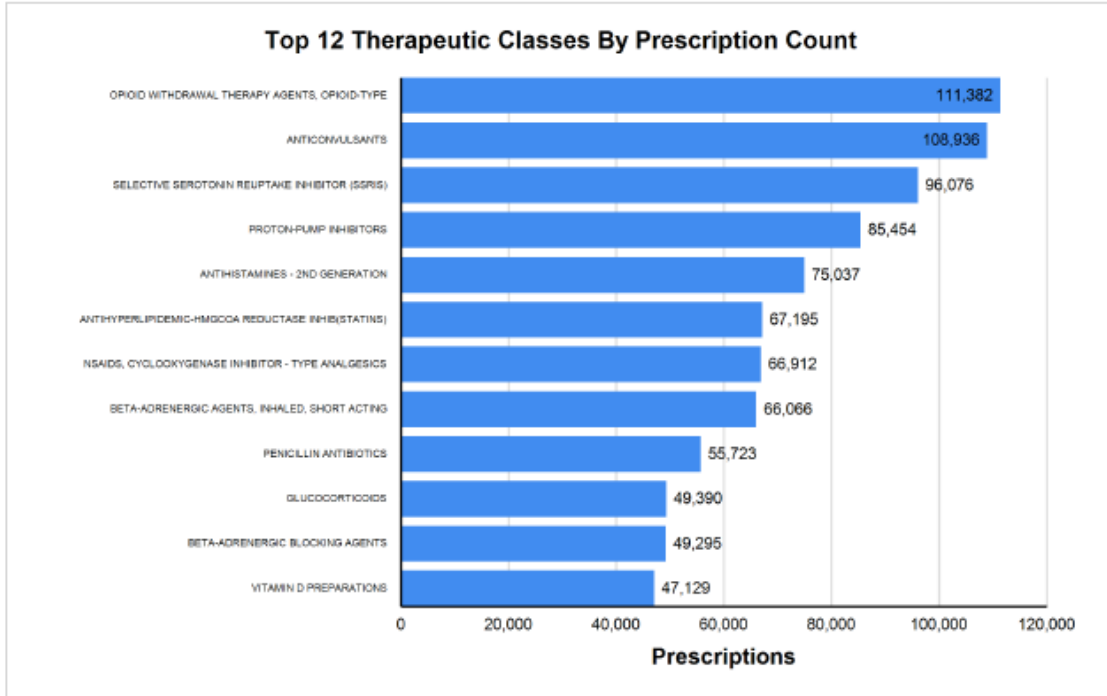
Top 25 Therapeutic Classes By Prescription Count
Report Period from 10/01/2021 thru 12/31/2021

Reporting Months (4th Quarter) 10/01/2021 - 12/31/2021

Rank	Therapeutic Class	Therapeutic Class Code	Prescription Count	% of Total Prescription Count	Amount Paid
1	OPIOID WITHDRAWAL THERAPY AGENTS, OPIOID-TYPE	H3W	111,382	4.70	\$17,449,641.27
2	ANTICONVULSANTS	H4B	108,936	4.60	\$4,772,217.96
3	SELECTIVE SEROTONIN REUPTAKE INHIBITOR (SSRIS)	H2S	96,076	4.10	\$1,105,355.52
4	PROTON-PUMP INHIBITORS	D4J	85,454	3.60	\$1,428,950.58
5	ANTIHISTAMINES - 2ND GENERATION	Z2Q	75,037	3.20	\$833,828.72
6	ANTIHYPERTENSIVE-HMGCOA REDUCTASE INHIB (STATINS)	M4D	67,195	2.80	\$814,024.17
7	NSAIDS, CYCLOOXYGENASE INHIBITOR - TYPE ANALGESICS	S2B	66,912	2.80	\$886,020.22
8	BETA-ADRENERGIC AGENTS, INHALED, SHORT ACTING	B6W	66,066	2.80	\$4,608,208.89
9	PENICILLIN ANTIBIOTICS	W1A	55,723	2.40	\$767,535.17
10	GLUCOCORTICIDS	P5A	49,390	2.10	\$869,392.42
11	BETA-ADRENERGIC BLOCKING AGENTS	J7C	49,295	2.10	\$708,237.61
12	VITAMIN D PREPARATIONS	C6D	47,129	2.00	\$455,151.13
13	ANTIHISTAMINES - 1ST GENERATION	Z2P	43,828	1.90	\$576,525.37
14	ANTIHYPERTENSIVES, ACE INHIBITORS	A4D	42,455	1.80	\$470,557.72
15	ANTI-PSYCHOTIC, ATYPICAL, DOPAMINE, SEROTONIN ANTAGONIST	H7T	38,071	1.60	\$6,586,899.95
16	SKELETAL MUSCLE RELAXANTS	H6H	37,645	1.60	\$468,962.96
17	THYROID HORMONES	P3A	37,166	1.60	\$770,135.06
18	LEUKOTRIENE RECEPTOR ANTAGONISTS	Z4B	36,925	1.60	\$464,337.46
19	SEROTONIN-NOREPINEPHRINE REUPTAKE-INHIB (SNRIS)	H7C	34,969	1.50	\$555,528.68
20	NASAL ANTI-INFLAMMATORY STEROIDS	Q7P	33,838	1.40	\$747,550.62
21	COVID-19 VACCINES	Z0L	33,635	1.40	\$1,340,162.83
22	ANTIHYPERTENSIVE, BIGUANIDE TYPE	C4L	30,541	1.30	\$327,154.56
23	ANTIEMETIC/ANTI-VERTIGO AGENTS	H6J	29,007	1.20	\$434,138.88
24	INSULINS	C4G	28,580	1.20	\$17,791,739.03
25	ANTI-ANXIETY - BENZODIAZEPINES	H20	27,923	1.20	\$299,277.75
	Totals:		1,333,178	56.50	\$65,531,534.53

WV POS Quarterly Drug Class Review Top 12 by Rx Count
 Reporting Period From: 10/01/2021 - 12/31/2021

Reporting Months (4th Quarter): 10/01/2021 - 12/31/2021



Amount Paid	
OPIOID WITHDRAWAL THERAPY AGENTS, OPIOID-TYPE	\$17,449,641.27
ANTICONSULSANTS	\$4,772,217.96
SELECTIVE SEROTONIN REUPTAKE INHIBITOR (SSRIS)	\$1,105,355.52
PROTON-PUMP INHIBITORS	\$1,428,950.58
ANTIHISTAMINES - 2ND GENERATION	\$833,828.72
ANTHYPERLIPIDEMIC-HMGCOA REDUCTASE INHIB(STATINS)	\$814,024.17
NSAIDS, CYCLOOXYGENASE INHIBITOR - TYPE ANALGESICS	\$886,020.22
BETA-ADRENERGIC AGENTS, INHALED, SHORT ACTING	\$4,608,208.89
PENICILLIN ANTIBIOTICS	\$767,535.17
GLUCOCORTICIODS	\$869,392.42
BETA-ADRENERGIC BLOCKING AGENTS	\$708,237.61
VITAMIN D PREPARATIONS	\$455,151.13

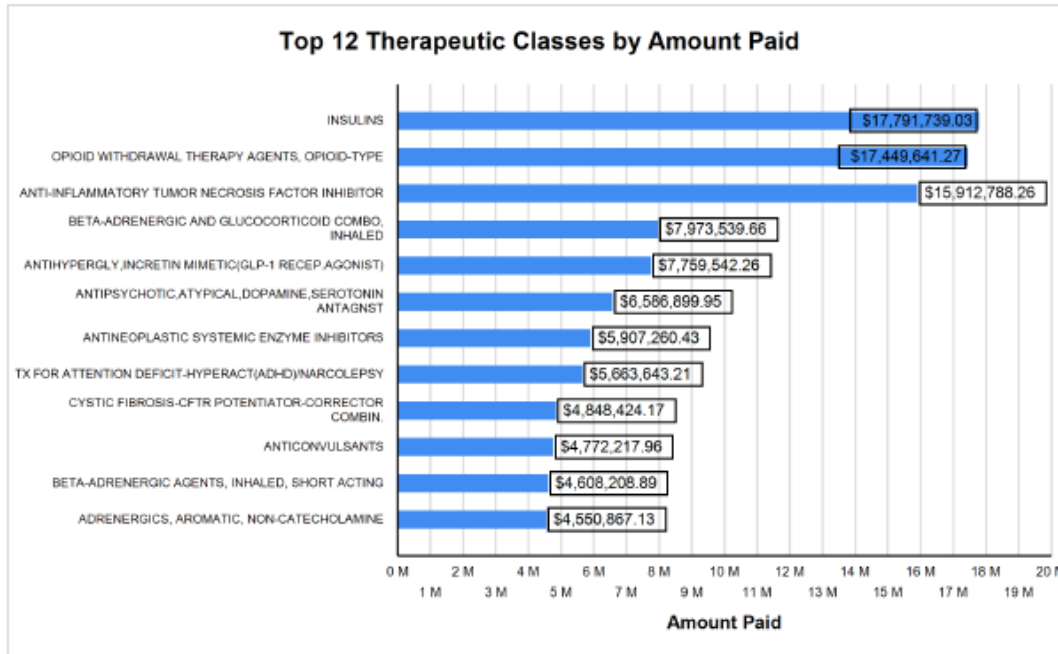
Top 25 Therapeutic Classes by Amount Paid
Report Period from 10/01/2021 thru 12/31/2021

Reporting Months (4th Quarter): 10/1/2021-12/31/2021

Rank	Therapeutic Class	Therapeutic Class Codes	Amount Paid	% of Total Amount Paid	Prescription Count
1	INSULINS	C4G	\$17,791,739.03	7.90	28,580
2	OPIOID WITHDRAWAL THERAPY AGENTS, OPIOID-TYPE	H3W	\$17,449,641.27	7.80	111,382
3	ANTI-INFLAMMATORY TUMOR NECROSIS FACTOR INHIBITOR	S2J	\$15,912,788.26	7.10	2,272
4	BETA-ADRENERGIC AND GLUCOCORTICOID COMBO, INHALED	B83	\$7,973,539.66	3.50	22,713
5	ANTIHYPERGLY,INCRETIN MIMETIC(GLP-1 RECEPTORAGONIST)	C4I	\$7,759,542.26	3.50	9,257
6	ANTIPSYCHOTIC,ATYPICAL,DOPAMINE,SEROTONIN ANTAGONST	H7T	\$6,586,899.95	2.90	38,071
7	ANTINEOPLASTIC SYSTEMIC ENZYME INHIBITORS	V1Q	\$5,907,260.43	2.60	478
8	TX FOR ATTENTION DEFICIT-HYPERACT(ADHD)/NARCOLEPSY	H2V	\$5,663,643.21	2.50	22,341
9	CYSTIC FIBROSIS-CFTR POTENTIATOR-CORRECTOR COMBIN.	B0F	\$4,848,424.17	2.20	232
10	ANTICONVULSANTS	H4B	\$4,772,217.98	2.10	108,936
11	BETA-ADRENERGIC AGENTS, INHALED, SHORT ACTING	B6W	\$4,608,208.89	2.10	66,066
12	ADRENERGICS, AROMATIC, NON-CATECHOLAMINE	J5B	\$4,550,867.13	2.00	27,123
13	DIRECT FACTOR XA INHIBITORS	M9V	\$4,472,490.56	2.00	7,980
14	ANTIHYPERGLYCEMIC, DPP-4 INHIBITORS	C4J	\$4,447,040.76	2.00	7,743
15	ANTIHYPERGLYCEMIC-SOD/GLUC COTRANSPORT2(SGLT2) INH	C4D	\$4,434,886.79	2.00	6,731
16	ANTICHOLINERGICS, ORALLY INHALED LONG ACTING	B61	\$3,758,549.42	1.70	7,235
17	HEPATITIS C VIRUS- NS5A AND NS3/4A INHIBITOR COMB	W0E	\$3,569,157.12	1.60	276
18	ANTIPSORIATIC AGENTS,SYSTEMIC	L1A	\$3,545,106.75	1.60	504
19	ARV-NUCLEOSIDE,NUCLEOTIDE RTI,INTEGRASE INHIBITORS	W5X	\$3,419,404.49	1.50	1,043
20	AGENTS TO TREAT MULTIPLE SCLEROSIS	H0E	\$3,301,293.31	1.50	474
21	HEP C VIRUS-NS5B POLYMERASE AND NS5A INHIB. COMBO.	W0B	\$2,942,986.11	1.30	398
22	ANTI-ALCOHOLIC PREPARATIONS	C0D	\$2,366,823.03	1.10	2,342
23	HUMAN INTERLEUKIN 12/23 (IL-12/13) INHIBITORS, MAB	Z2U	\$2,106,637.58	0.90	95
24	GROWTH HORMONES	P1A	\$2,038,924.09	0.90	390
25	BLOOD SUGAR DIAGNOSTICS	M4A	\$1,979,600.83	0.90	19,419
Totals:			\$146,207,673.06	65.20	492,081

Top 12 Therapeutic Classes by Amount Paid
 Reporting Months 4th Quarter: 10/1/2021-12/31/2021

Reporting Months (4th Quarter): 10/1/2021-12/31/2021

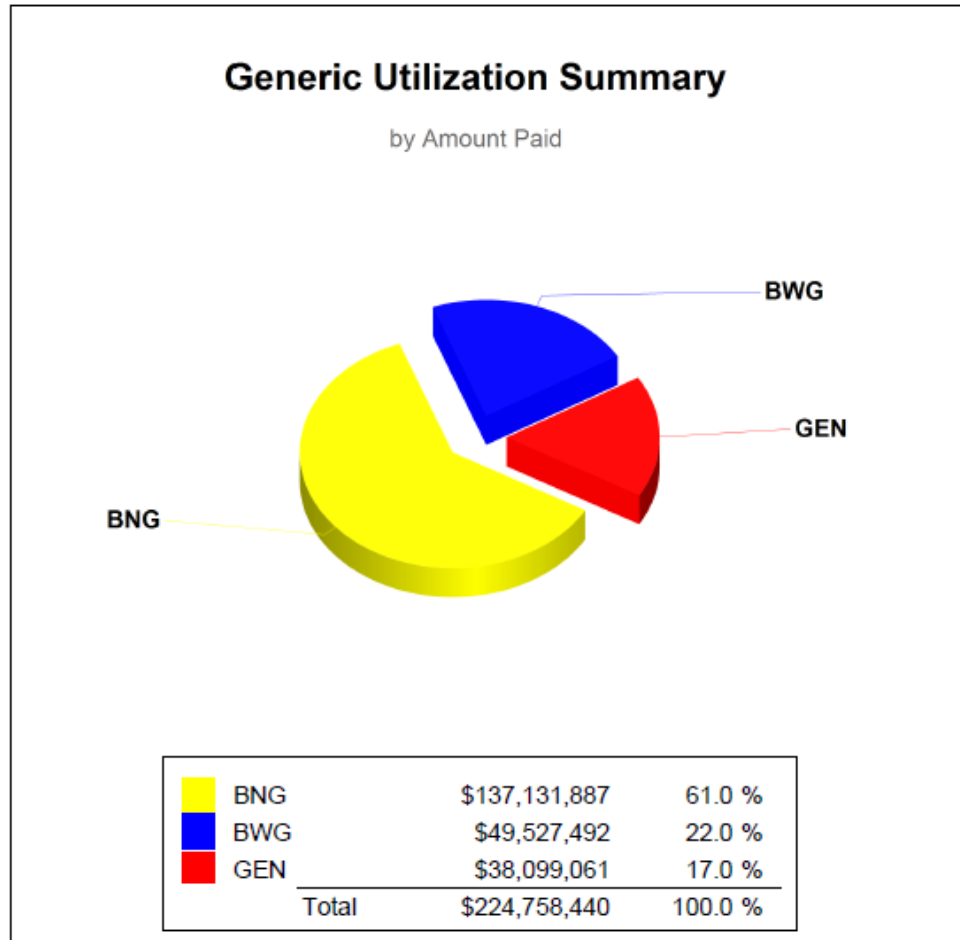


Prescriptions

INSULINS	28,580
OPIOID WITHDRAWAL THERAPY AGENTS, OPIOID-TYPE	111,382
ANTI-INFLAMMATORY TUMOR NECROSIS FACTOR INHIBITOR	2,272
BETA-ADRENERGIC AND GLUCOCORTICOID COMBO, INHALED	22,713
ANTIHYPERGLY,INCRETIN MIMETIC(GLP-1 RECEP.AGONIST)	9,257
ANTIPSYCHOTIC,ATYPICAL,DOPAMINE,SEROTONIN ANTAGNST	38,071
ANTINEOPLASTIC SYSTEMIC ENZYME INHIBITORS	478
TX FOR ATTENTION DEFICIT-HYPERACT(ADHD)NARCOLEPSY	22,341
CYSTIC FIBROSIS-CFTR POTENTIATOR-CORRECTOR COMBIN.	232
ANTICONSULSANTS	108,936
BETA-ADRENERGIC AGENTS, INHALED, SHORT ACTING	66,066
ADRENERGICS, AROMATIC, NON-CATECHOLAMINE	27,123

Pharmacy Generic Utilization Summary by Amount Paid
 Reporting Month 4th Quarter: 10/1/2021-12/31/2021

Reporting Months (4th Quarter): 10/1/2021-12/31/2021



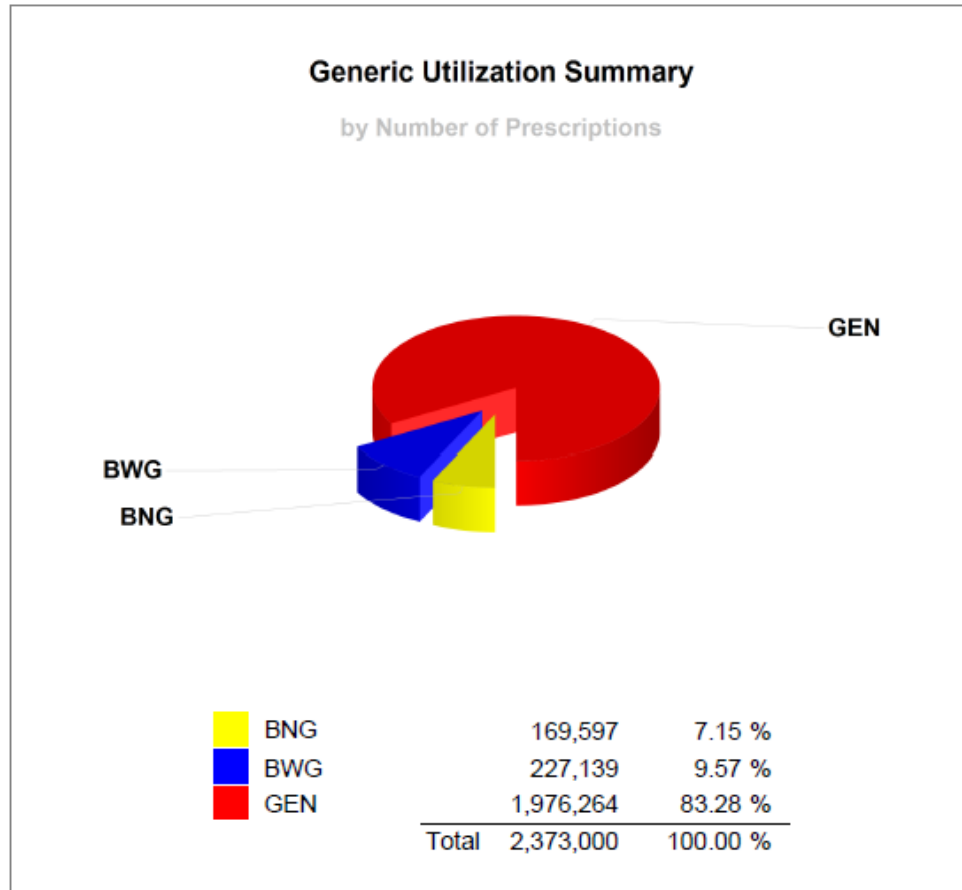
BNG = Brand With no Generic Available

BWG = Brand Dispensed when Generic Available

GEN = Generic

Pharmacy Generic Utilization Summary By Number Of Prescriptions
 Report Period from 10/01/2021 thru 12/31/2021

Reporting Months (4th Quarter): 10/1/2021-12/31/2021



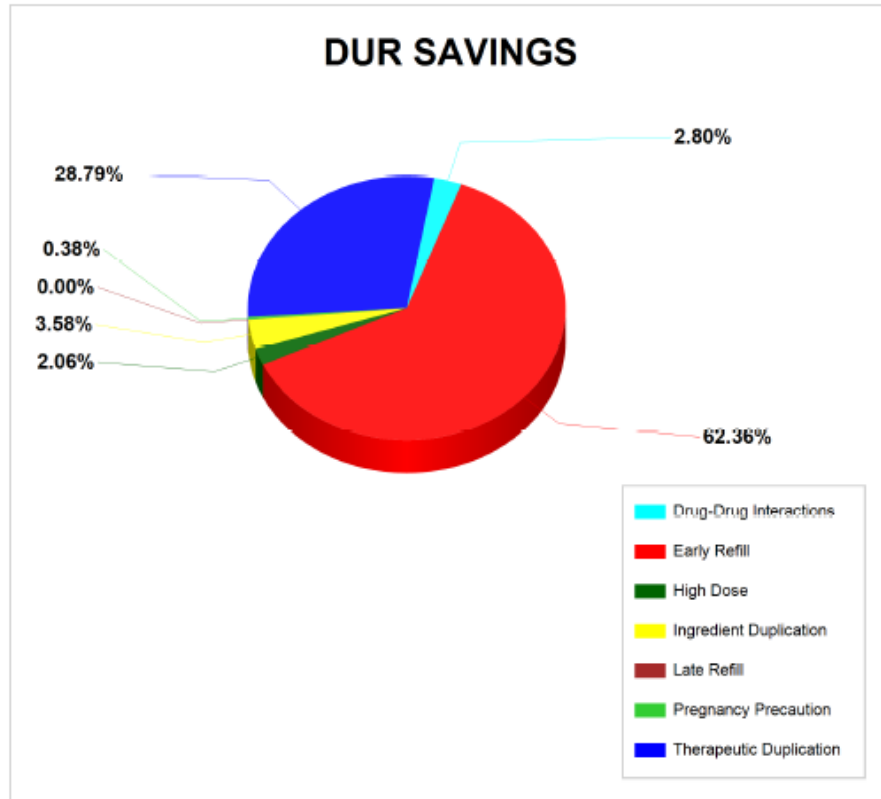
BNG = Brand With no Generic Available

BWG = Brand Dispensed when Generic Available

GEN = Generic

Pharmacy DUR Savings - QUARTERLY
 Report Period from 10/01/2021 thru 12/31/2021

Reporting Months (4th Quarter) : 10/1/2021 - 12/31/2021



Code	Description	Amount Saved	% of Savings
DD	Drug-Drug Interactions	\$1,197,864.65	3.00
ER	Early Refill	\$26,627,406.19	62.00
HD	High Dose	\$883,007.14	2.00
ID	Ingredient Duplication	\$1,529,443.61	4.00
LR	Late Refill	\$0.00	0.00
PG	Pregnancy Precaution	\$164,174.34	0.00
TD	Therapeutic Duplication	\$12,294,074.02	29.00
Totals:		\$42,695,969.95	100.00

