

# West Virginia Pharmacy Services



## Drug Utilization Review

2nd Quarter 2022

Prepared by : gainwell



WVDRGS044

DUR Quarterly Overall Summary Report  
 Report Period from 04/01/2022 thru 06/30/2022

Categories	2nd Qtr 2022	2nd Qtr 2021	% Change
Total Paid Amount	\$240,113,947.18	\$217,618,294.72	10.34
Eligible Members	569,826	533,286	6.85
Utilizing Eligibles	281,347	281,327	7.66
Total # Prescriptions	2,360,822	2,306,009	2.38
Cost per Utilizing Member	\$853.44	\$832.74	2.49
Average # Prescriptions per Utilizer	8	8	0.00
Average Cost per Prescription	\$101.71	\$94.37	7.78
# Generic Prescriptions	2,014,147	1,919,868	4.91
% Generic Prescriptions	85	83	2.41
Total Cost - Generics	\$39,062,005.28	\$36,405,217.62	7.30
Average Generic Prescription Cost	\$19.39	\$18.96	2.28
Average Days Supply - Generics	31	30	3.33
# Brand Prescriptions	346,675	386,141	-10.22
% Brand Prescriptions	14.00	16.00	-12.50
Total Cost - Brand	\$201,051,941.90	\$181,213,077.10	10.95
Average Brand Prescription Cost	\$579.94	\$469.29	23.58
Average Days Supply - Brand	24	21	14.29
Rebates Collected	\$153,030,648.64	\$189,155,842.16	-19.10

**Top 25 Therapeutic Classes By Prescription Count**

Report Period from 04/01/2022 thru 06/30/2022

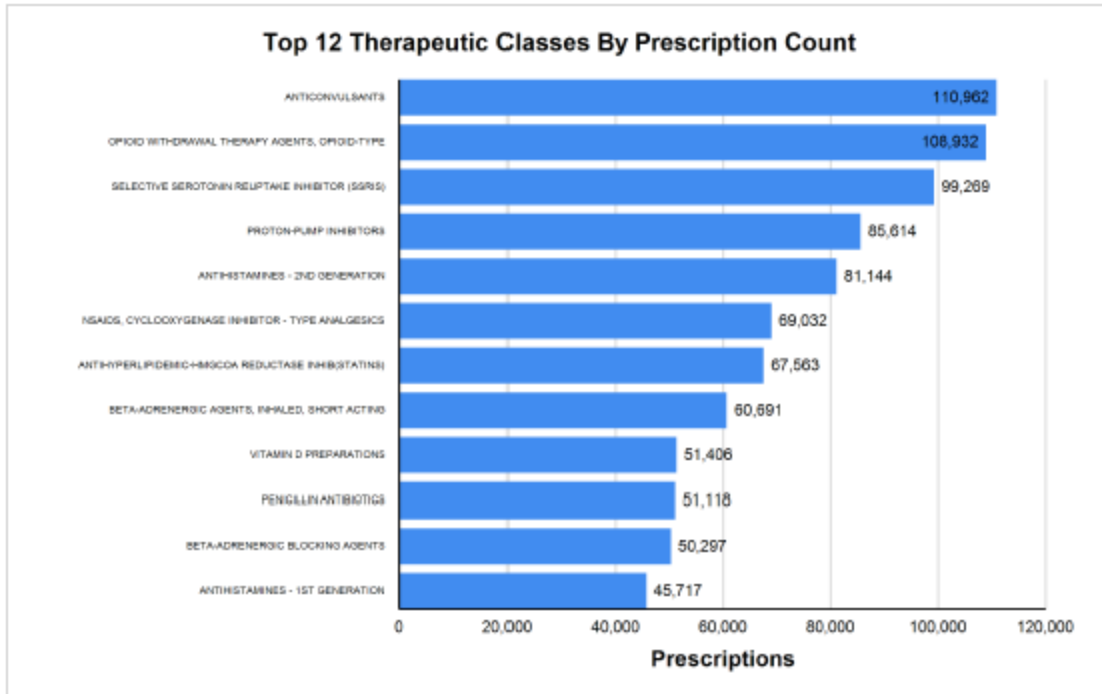
Reporting Months (2nd Quarter) 04/01/2022 - 06/30/2022

Rank	Therapeutic Class	Therapeutic Class Code	Prescription Count	% of Total Prescription Count	Amount Paid
1	ANTICONVULSANTS	H4B	110,962	4.70	\$5,447,340.52
2	OPIOID WITHDRAWAL THERAPY AGENTS, OPIOID-TYPE	H3W	108,932	4.60	\$18,354,482.23
3	SELECTIVE SEROTONIN REUPTAKE INHIBITOR (SSRIS)	H2S	99,269	4.20	\$1,146,277.35
4	PROTON-PUMP INHIBITORS	D4J	85,614	3.60	\$1,377,136.58
5	ANTIHISTAMINES - 2ND GENERATION	Z2Q	81,144	3.40	\$954,812.25
6	NSAIDS, CYCLOOXYGENASE INHIBITOR - TYPE ANALGESICS	S2B	69,032	2.90	\$896,571.40
7	ANTIHYPERTENSIVE-HMGCOA REDUCTASE INHIB (STATINS)	M4D	67,563	2.80	\$823,231.95
8	BETA-ADRENERGIC AGENTS, INHALED, SHORT ACTING	B6W	60,691	2.60	\$4,471,993.89
9	VITAMIN D PREPARATIONS	C6D	51,406	2.20	\$496,282.55
10	PENICILLIN ANTIBIOTICS	W1A	51,118	2.10	\$695,327.84
11	BETA-ADRENERGIC BLOCKING AGENTS	J7C	50,297	2.10	\$683,478.11
12	ANTIHISTAMINES - 1ST GENERATION	Z2P	45,717	1.90	\$594,599.68
13	GLUCOCORTICOID	P5A	45,595	1.90	\$923,743.02
14	ANTIHYPERTENSIVES, ACE INHIBITORS	A4D	42,294	1.80	\$469,763.75
15	ANTI-PSYCHOTIC, ATYPICAL, DOPAMINE, SEROTONIN ANTAGONIST	H7T	39,761	1.70	\$8,488,233.67
16	LEUKOTRIENE RECEPTOR ANTAGONISTS	Z4B	38,984	1.60	\$493,141.53
17	SKELETAL MUSCLE RELAXANTS	H6H	38,961	1.60	\$475,003.01
18	THYROID HORMONES	P3A	37,462	1.60	\$789,041.20
19	NASAL ANTI-INFLAMMATORY STEROIDS	Q7P	36,940	1.60	\$884,388.78
20	SEROTONIN-NOREPINEPHRINE REUPTAKE-INHIB (SNRIS)	H7C	35,604	1.50	\$559,561.61
21	ANTIEMETIC/ANTI-VERTIGO AGENTS	H6J	31,967	1.30	\$502,192.09
22	ANTIHYPERTENSIVE, BIGUANIDE TYPE	C4L	30,994	1.30	\$333,178.32
23	NOREPINEPHRINE AND DOPAMINE REUPTAKE INHIB (NDRIS)	H7D	29,129	1.20	\$524,126.83
24	SEROTONIN-2 ANTAGONIST/REUPTAKE INHIBITORS (SARIS)	H7E	28,455	1.20	\$333,310.59
25	INSULINS	C4G	28,360	1.20	\$17,810,882.65
	<b>Totals:</b>		<b>1,346,251</b>	<b>56.60</b>	<b>\$68,528,101.40</b>

WV POS Quarterly Drug Class Review Top 12 by Rx Count

Reporting Period From: 04/01/2022 - 06/30/2022

Reporting Months (2nd Quarter): 04/01/2022 - 06/30/2022



Amount Paid	
ANTICONSULSANTS	\$5,447,340.52
OPIOID WITHDRAWAL THERAPY AGENTS, OPIOID-TYPE	\$18,354,482.23
SELECTIVE SEROTONIN REUPTAKE INHIBITOR (SSRIS)	\$1,146,277.35
PROTON-PUMP INHIBITORS	\$1,377,136.58
ANTIHISTAMINES - 2ND GENERATION	\$954,812.25
NSAIDS, CYCLOOXYGENASE INHIBITOR - TYPE ANALGESICS	\$896,571.40
ANTHYPERLIPIDEMIC-HMGCOA REDUCTASE INHIB(STATINS)	\$823,231.95
BETA-ADRENERGIC AGENTS, INHALED, SHORT ACTING	\$4,471,993.69
VITAMIN D PREPARATIONS	\$496,282.55
PENICILLIN ANTIBIOTICS	\$695,327.84
BETA-ADRENERGIC BLOCKING AGENTS	\$683,478.11
ANTIHISTAMINES - 1ST GENERATION	\$594,599.68

Top 25 Therapeutic Classes by Amount Paid

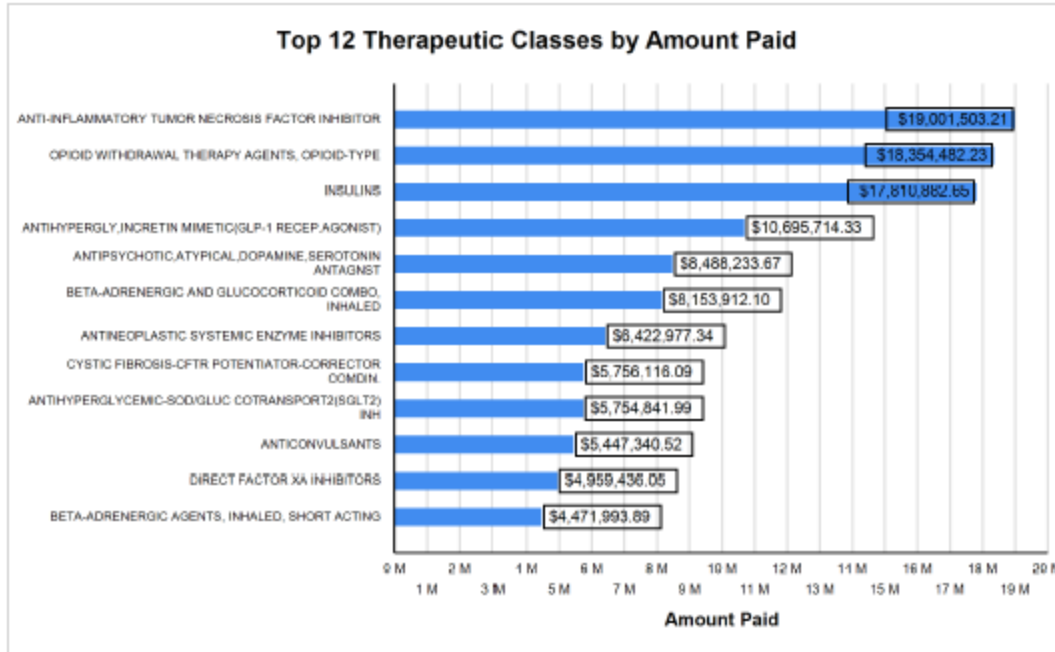
Report Period from 04/01/2022 thru 06/30/2022

Reporting Months (2nd Quarter): 4/1/2022-06/30/2022

Rank	Therapeutic Class	Therapeutic Class Codes	Amount Paid	% of Total Amount Paid	Prescription Count
1	ANTI-INFLAMMATORY TUMOR NECROSIS FACTOR INHIBITOR	S2J	\$19,001,503.21	7.90	2,531
2	OPIOID WITHDRAWAL THERAPY AGENTS, OPIOID-TYPE	H3W	\$18,354,482.23	7.60	108,932
3	INSULINS	C4G	\$17,810,882.65	7.40	28,360
4	ANTIHYPERGLY,INCRETIN MIMETIC(GLP-1 RECEPTOR AGONIST)	C4I	\$10,695,714.33	4.40	12,155
5	ANTIPSYCHOTIC,ATYPICAL,DOPAMINE,SEROTONIN ANTAGONIST	H7T	\$8,488,233.67	3.50	39,761
6	BETA-ADRENERGIC AND GLUCOCORTICOID COMBO, INHALED	B63	\$8,153,912.10	3.40	22,978
7	ANTINEOPLASTIC SYSTEMIC ENZYME INHIBITORS	V1Q	\$6,422,977.34	2.70	499
8	CYSTIC FIBROSIS-CFTR POTENTIATOR-CORRECTOR COMBIN.	B0F	\$5,756,116.09	2.40	249
9	ANTIHYPERGLYCEMIC-SODIUM/GLUCOCOTRANSPORT2(SGLT2) INH	C4D	\$5,754,841.99	2.40	8,122
10	ANTICONVULSANTS	H4B	\$5,447,340.52	2.30	110,962
11	DIRECT FACTOR XA INHIBITORS	M9V	\$4,959,436.05	2.10	8,049
12	BETA-ADRENERGIC AGENTS, INHALED, SHORT ACTING	B6W	\$4,471,993.89	1.90	60,691
13	ANTIHYPERGLYCEMIC, DPP-4 INHIBITORS	C4J	\$4,327,221.87	1.80	7,060
14	ANTIPSORIATIC AGENTS,SYSTEMIC	L1A	\$4,168,715.94	1.70	555
15	HEPATITIS C VIRUS- NS5A AND NS3/4A INHIBITOR COMB	W0E	\$4,166,312.52	1.70	320
16	ARV-NUCLEOSIDE,NUCLEOTIDE RTI,INTEGRASE INHIBITORS	W5X	\$4,059,013.04	1.70	1,158
17	ANTICHOLINERGICS, ORALLY INHALED LONG ACTING	B61	\$3,410,319.39	1.40	6,351
18	TX FOR ATTENTION DEFICIT-HYPERACT(ADHD)/NARCOLEPSY	H2V	\$3,348,117.79	1.40	23,961
19	AGENTS TO TREAT MULTIPLE SCLEROSIS	H0E	\$3,281,324.90	1.40	441
20	HEP C VIRUS-NS5B POLYMERASE AND NS5A INHIB. COMBO.	W0B	\$3,238,349.81	1.30	398
21	ADRENERGICS, AROMATIC, NON-CATECHOLAMINE	J5B	\$3,045,284.13	1.30	26,195
22	ANTI-ALCOHOLIC PREPARATIONS	C0D	\$2,406,995.43	1.00	2,355
23	HUMAN INTERLEUKIN 12/23 (IL-12/13) INHIBITORS, MAB	Z2U	\$2,231,353.95	0.90	99
24	ANTIPSYCHOTICS, ATYP, D2 PARTIAL AGONIST/SHT MIXED	H7X	\$2,111,963.42	0.90	14,853
25	GROWTH HORMONES	P1A	\$2,009,792.86	0.80	401
<b>Totals:</b>			<b>\$157,122,199.12</b>	<b>65.30</b>	<b>487,456</b>

**Top 12 Therapeutic Classes by Amount Paid**  
 Reporting Months 2nd Quarter: 4/1/2022-06/30/2022

Reporting Months (2nd Quarter): 4/1/2022-06/30/2022



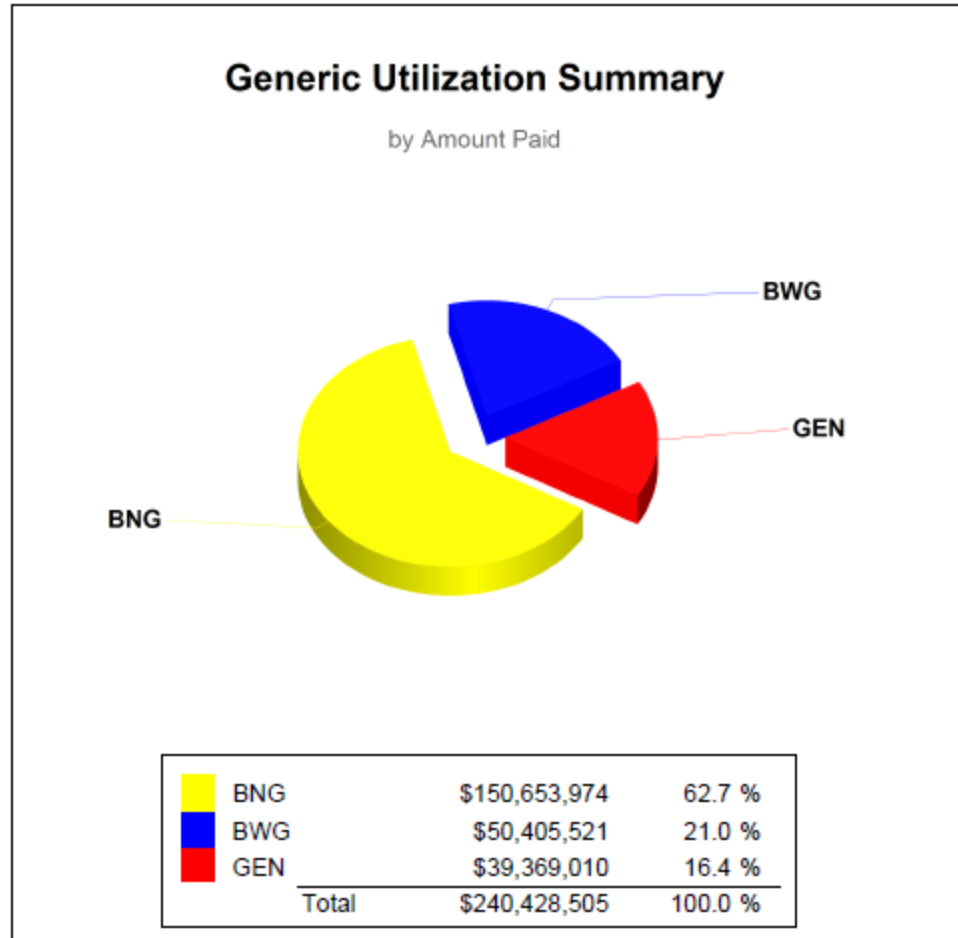
**Prescriptions**

ANTI-INFLAMMATORY TUMOR NECROSIS FACTOR INHIBITOR	2,531
OPIOID WITHDRAWAL THERAPY AGENTS, OPIOID-TYPE	108,932
INSULINS	28,360
ANTIHYPERGLY,INCRETIN MIMETIC(GLP-1 RECEP.AGONIST)	12,155
ANTIPSYCHOTIC,ATYPICAL,DOPAMINE,SEROTONIN ANTAGNST	39,761
BETA-ADRENERGIC AND GLUCOCORTICOID COMBO, INHALED	22,978
ANTINEOPLASTIC SYSTEMIC ENZYME INHIBITORS	499
CYSTIC FIBROSIS-CFTR POTENTIATOR-CORRECTOR COMBIN.	249
ANTIHYPERGLYCEMIC-SOD/GLUC COTRANSPORT2(SGLT2) INH	8,122
ANTICONVULSANTS	110,962
DIRECT FACTOR XA INHIBITORS	8,049
BETA-ADRENERGIC AGENTS, INHALED, SHORT ACTING	60,691

Pharmacy Generic Utilization Summary by Amount Paid

Reporting Month 2nd Quarter: 4/1/2022-06/30/2022

Reporting Months (2nd Quarter): 4/1/2022-06/30/2022



BNG = Brand With no Generic Available

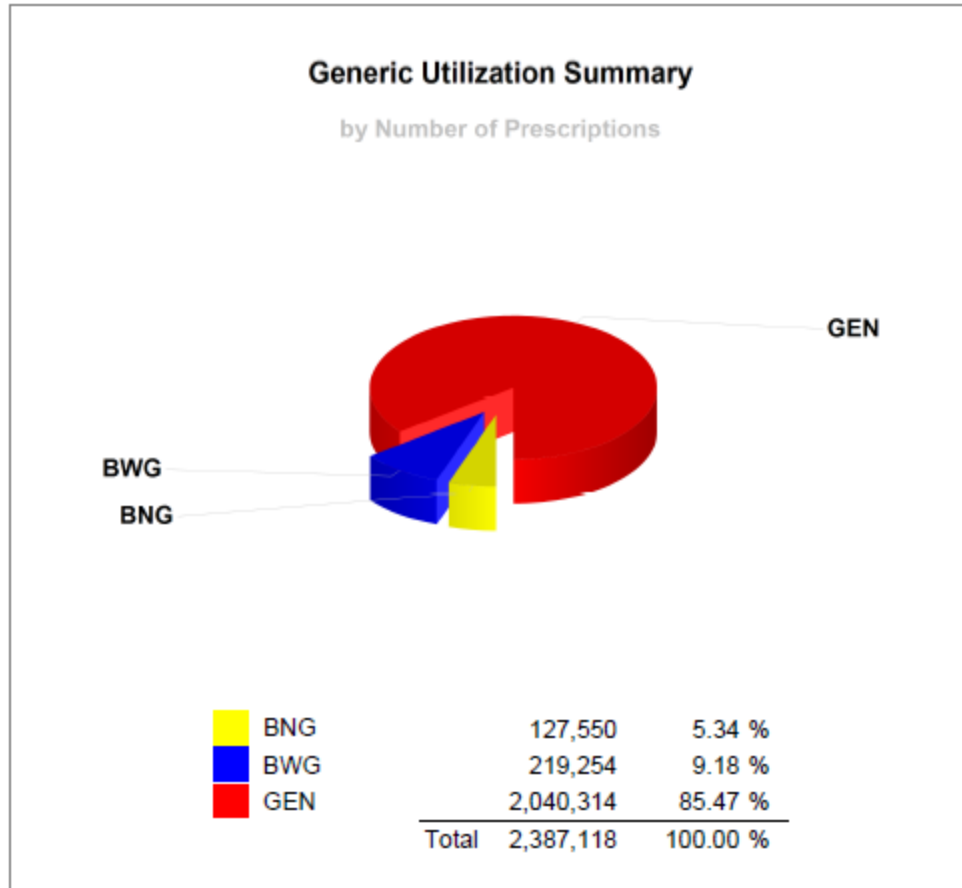
BWG = Brand Dispensed when Generic Available

GEN = Generic

Pharmacy Generic Utilization Summary By Number Of Prescriptions

Report Period from 04/01/2022 thru 06/30/2022

Reporting Months (2nd Quarter): 4/1/2022-06/30/2022



*BNG = Brand With no Generic Available*

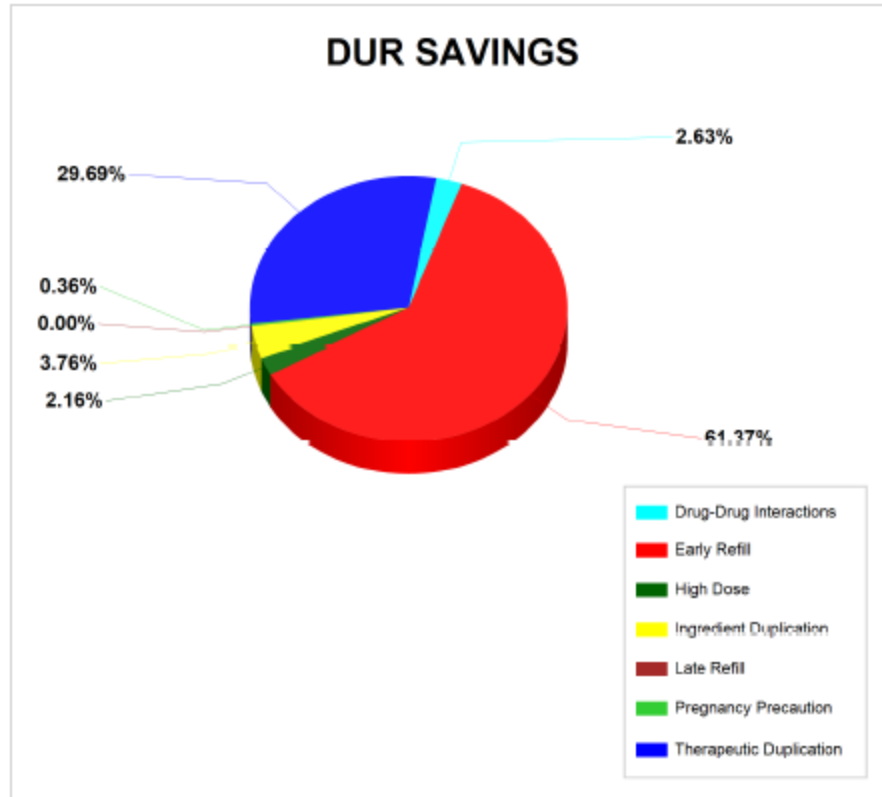
*BWG = Brand Dispensed when Generic Available*

*GEN = Generic*



**Pharmacy DUR Savings - QUARTERLY**  
 Report Period from 04/01/2022 thru 06/30/2022

Reporting Months (2nd Quarter) : 4/1/2022 - 6/30/2022



Code	Description	Amount Saved	% of Savings
DD	Drug-Drug Interactions	\$1,192,062.92	3.00
ER	Early Refill	\$27,722,567.58	61.00
HD	High Dose	\$976,445.87	2.00
ID	Ingredient Duplication	\$1,699,754.10	4.00
LR	Late Refill	\$0.00	0.00
PG	Pregnancy Precaution	\$186,364.94	0.00
TD	Therapeutic Duplication	\$13,413,261.50	30.00
<b>Totals:</b>		<b>\$45,170,456.90</b>	<b>100.00</b>