

West Virginia Pharmacy Services



Drug Utilization Review

3rd Quarter 2021

Prepared by : gainwell



WVDRGS044

DUR Quarterly Overall Summary Report
 Report Period from 07/01/2021 thru 09/30/2021

Categories	3rd Qtr 2021	3rd Qtr 2020	% Change
Total Paid Amount	\$222,831,316.18	\$197,561,270.44	12.79
Eligible Members	542,670	493,286	10.01
Utilizing Eligibles	273,743	233,045	17.46
Total # Prescriptions	2,338,090	2,220,845	5.28
Cost per Utilizing Member	\$814.02	\$847.74	-3.98
Average # Prescriptions per Utilizer	8	9	-11.11
Average Cost per Prescription	\$95.30	\$88.96	7.13
# Generic Prescriptions	1,945,952	1,881,192	3.44
% Generic Prescriptions	83	84	-1.19
Total Cost - Generics	\$37,674,241.78	\$35,422,687.24	6.36
Average Generic Prescription Cost	\$19.36	\$18.83	2.82
Average Days Supply - Generics	30	29	3.45
# Brand Prescriptions	392,138	339,653	15.45
% Brand Prescriptions	16.00	15.00	6.67
Total Cost - Brand	\$185,157,074.40	\$162,138,583.20	14.20
Average Brand Prescription Cost	\$472.17	\$477.37	-1.09
Average Days Supply - Brand	21	22	-4.55
Rebates Collected	\$133,340,272.83	\$135,511,685.72	-1.60

Top 25 Therapeutic Classes By Prescription Count

Report Period from 07/01/2021 thru 09/30/2021

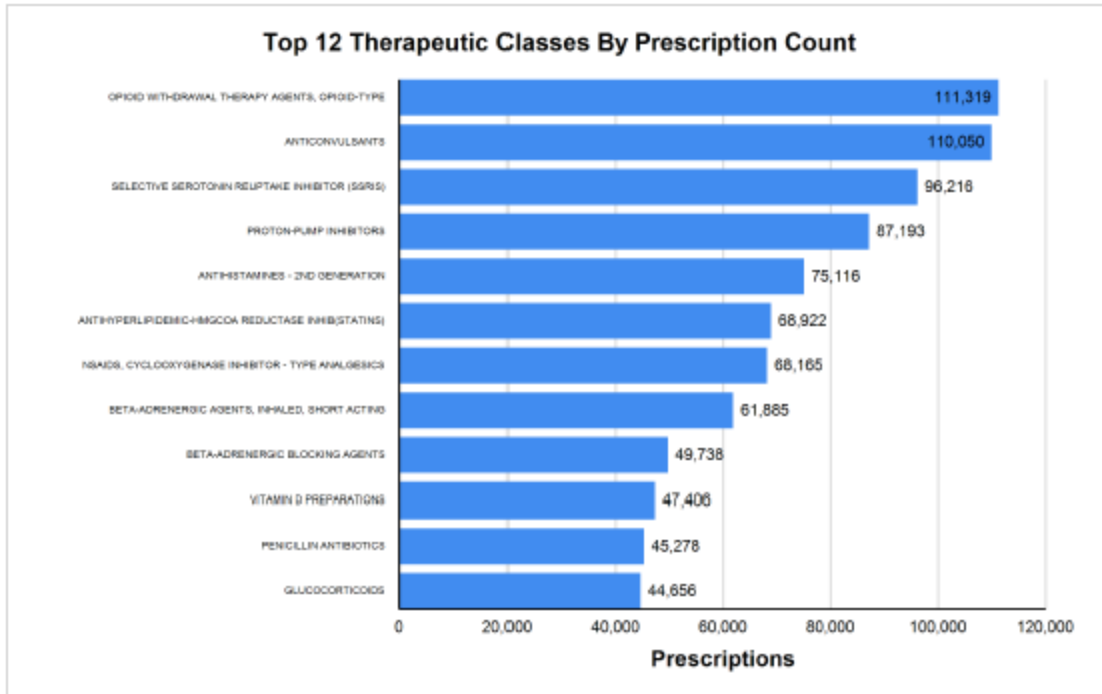
Reporting Months (3rd Quarter) 07/01/2021 - 09/30/2021

Rank	Therapeutic Class	Therapeutic Class Code	Prescription Count	% of Total Prescription Count	Amount Paid
1	OPIOID WITHDRAWAL THERAPY AGENTS, OPIOID-TYPE	H3W	111,319	4.70	\$17,024,992.39
2	ANTICONVULSANTS	H4B	110,050	4.70	\$4,858,564.60
3	SELECTIVE SEROTONIN REUPTAKE INHIBITOR (SSRIS)	H2S	96,216	4.10	\$1,110,042.39
4	PROTON-PUMP INHIBITORS	D4J	87,193	3.70	\$1,463,463.22
5	ANTIHISTAMINES - 2ND GENERATION	Z2Q	75,116	3.20	\$820,798.84
6	ANTIHYPERTENSIVE-HMGCOA REDUCTASE INHIB (STATINS)	M4D	68,922	2.90	\$840,436.57
7	NSAIDS, CYCLOOXYGENASE INHIBITOR - TYPE ANALGESICS	S2B	68,165	2.90	\$912,810.90
8	BETA-ADRENERGIC AGENTS, INHALED, SHORT ACTING	B6W	61,885	2.60	\$4,410,709.07
9	BETA-ADRENERGIC BLOCKING AGENTS	J7C	49,738	2.10	\$724,593.70
10	VITAMIN D PREPARATIONS	C6D	47,406	2.00	\$458,213.57
11	PENICILLIN ANTIBIOTICS	W1A	45,278	1.90	\$635,492.75
12	GLUCOCORTICOID	P5A	44,656	1.90	\$786,470.34
13	ANTIHISTAMINES - 1ST GENERATION	Z2P	44,122	1.90	\$576,835.60
14	ANTIHYPERTENSIVES, ACE INHIBITORS	A4D	43,772	1.90	\$490,307.37
15	SKELETAL MUSCLE RELAXANTS	H6H	38,644	1.60	\$481,522.29
16	THYROID HORMONES	P3A	38,285	1.60	\$784,768.43
17	ANTI-PSYCHOTIC, ATYPICAL, DOPAMINE, SEROTONIN ANTAGONIST	H7T	38,150	1.60	\$6,538,418.70
18	LEUKOTRIENE RECEPTOR ANTAGONISTS	Z4B	37,611	1.60	\$469,704.92
19	COVID-19 VACCINES	Z0L	36,166	1.50	\$1,442,738.95
20	SEROTONIN-NOREPINEPHRINE REUPTAKE-INHIB (SNRIS)	H7C	35,262	1.50	\$567,199.31
21	NASAL ANTI-INFLAMMATORY STEROIDS	Q7P	32,734	1.40	\$728,815.17
22	ANTIHYPERTENSIVE, BIGUANIDE TYPE	C4L	31,653	1.30	\$337,907.59
23	INSULINS	C4G	29,435	1.20	\$18,108,946.90
24	ANTI-ANXIETY - BENZODIAZEPINES	H20	28,420	1.20	\$306,004.19
25	ANTIEMETIC/ANTIVERTIGO AGENTS	H6J	28,007	1.20	\$408,090.84
Totals:			1,328,205	56.20	\$65,287,848.60

WV POS Quarterly Drug Class Review Top 12 by Rx Count

Reporting Period From: 07/01/2021 - 09/30/2021

Reporting Months (3rd Quarter): 07/01/2021 - 09/30/2021



Amount Paid	
OPIOID WITHDRAWAL THERAPY AGENTS, OPIOID-TYPE	\$17,024,992.39
ANTICONVULSANTS	\$4,858,564.60
SELECTIVE SEROTONIN REUPTAKE INHIBITOR (SSRIS)	\$1,110,042.39
PROTON-PUMP INHIBITORS	\$1,463,463.22
ANTIHISTAMINES - 2ND GENERATION	\$820,798.84
ANTHYPERLIPIDEMIC-HMGCOA REDUCTASE INHIB(STATINS)	\$840,436.57
NSAIDS, CYCLOOXYGENASE INHIBITOR - TYPE ANALGESICS	\$912,810.90
BETA-ADRENERGIC AGENTS, INHALED, SHORT ACTING	\$4,410,709.07
BETA-ADRENERGIC BLOCKING AGENTS	\$724,593.70
VITAMIN D PREPARATIONS	\$458,213.57
PENICILLIN ANTIBIOTICS	\$635,492.75
GLUCOCORTICOIDS	\$786,470.34

Top 25 Therapeutic Classes by Amount Paid

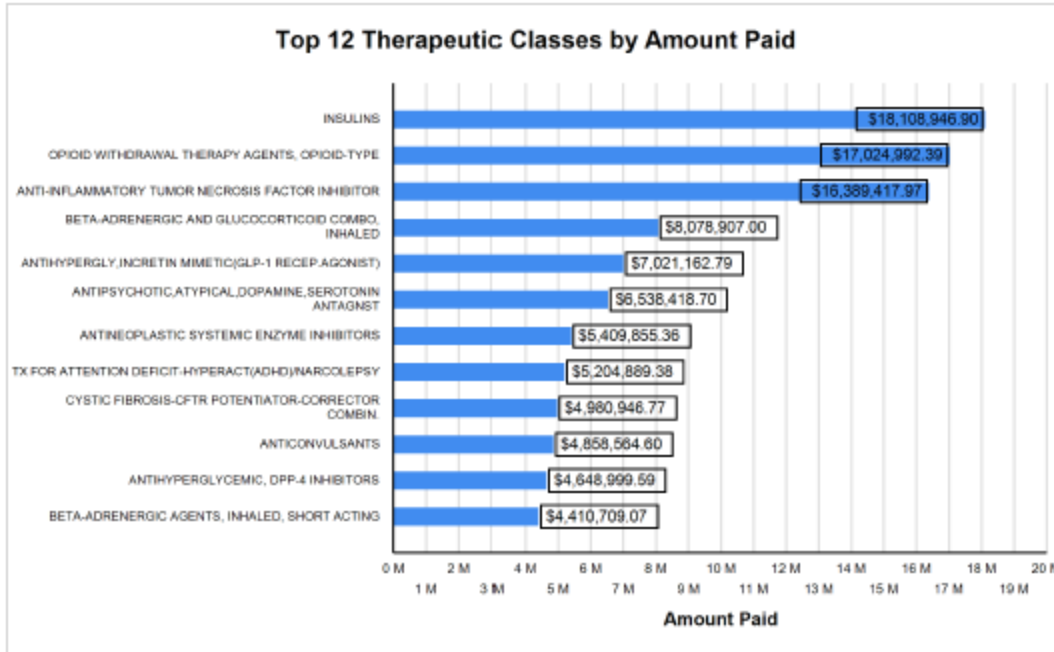
Report Period from 07/01/2021 thru 09/30/2021

Reporting Months (3rd Quarter): 7/1/2021-09/30/2021

Rank	Therapeutic Class	Therapeutic Class Codes	Amount Paid	% of Total Amount Paid	Prescription Count
1	INSULINS	C4G	\$18,108,946.90	8.10	29,435
2	OPIOID WITHDRAWAL THERAPY AGENTS, OPIOID-TYPE	H3W	\$17,024,992.39	7.60	111,319
3	ANTI-INFLAMMATORY TUMOR NECROSIS FACTOR INHIBITOR	S2J	\$16,389,417.97	7.30	2,347
4	BETA-ADRENERGIC AND GLUCOCORTICOID COMBO, INHALED	B63	\$8,078,907.00	3.60	23,070
5	ANTIHYPERGLY,INCRETIN MIMETIC(GLP-1 RECEPTOR AGONIST)	C4I	\$7,021,162.79	3.10	8,409
6	ANTIPSYCHOTIC,ATYPICAL,DOPAMINE,SEROTONIN ANTAGONIST	H7T	\$6,538,418.70	2.90	38,150
7	ANTI-NEOPLASTIC SYSTEMIC ENZYME INHIBITORS	V1Q	\$5,409,855.36	2.40	474
8	TX FOR ATTENTION DEFICIT-HYPERACT(ADHD)/NARCOLEPSY	H2V	\$5,204,889.38	2.30	20,847
9	CYSTIC FIBROSIS-CFTR POTENTIATOR-CORRECTOR COMBIN.	B0F	\$4,980,946.77	2.20	231
10	ANTICONVULSANTS	H4B	\$4,858,564.60	2.20	110,050
11	ANTIHYPERGLYCEMIC, DPP-4 INHIBITORS	C4J	\$4,648,999.59	2.10	8,152
12	BETA-ADRENERGIC AGENTS, INHALED, SHORT ACTING	B6W	\$4,410,709.07	2.00	61,885
13	ADRENERGICS, AROMATIC, NON-CATECHOLAMINE	J5B	\$4,391,196.66	2.00	26,259
14	DIRECT FACTOR XA INHIBITORS	M9V	\$4,325,978.44	1.90	7,744
15	ANTIHYPERGLYCEMIC-SODIUM/GLUCOCOTRANSPORTER(SGLT2) INH	C4D	\$3,835,710.17	1.70	5,932
16	ANTICHOLINERGICS, ORALLY INHALED LONG ACTING	B61	\$3,730,501.74	1.70	7,280
17	ANTIPSORIATIC AGENTS,SYSTEMIC	L1A	\$3,643,995.49	1.60	532
18	AGENTS TO TREAT MULTIPLE SCLEROSIS	H0E	\$3,522,567.13	1.60	480
19	ARV-NUCLEOSIDE,NUCLEOTIDE RTI,INTEGRASE INHIBITORS	W5X	\$3,504,765.37	1.60	1,067
20	HEPATITIS C VIRUS- NS5A AND NS3/4A INHIBITOR COMB	W0E	\$3,287,738.57	1.50	255
21	HEP C VIRUS-NS5B POLYMERASE AND NS5A INHIB. COMBO.	W0B	\$2,865,275.53	1.30	341
22	ANTI-ALCOHOLIC PREPARATIONS	C0D	\$2,450,577.77	1.10	2,505
23	GROWTH HORMONES	P1A	\$2,088,733.89	0.90	418
24	BLOOD SUGAR DIAGNOSTICS	M4A	\$2,064,650.43	0.90	20,271
25	MONOCLONAL ANTIBODY-HUMAN INTERLEUKIN 12/23 INHIB	Z2U	\$1,956,172.84	0.90	89
Totals:			\$144,343,674.55	64.50	487,542

Top 12 Therapeutic Classes by Amount Paid
 Reporting Months 3rd Quarter: 7/1/2021-09/30/2021

Reporting Months (3rd Quarter): 7/1/2021-09/30/2021



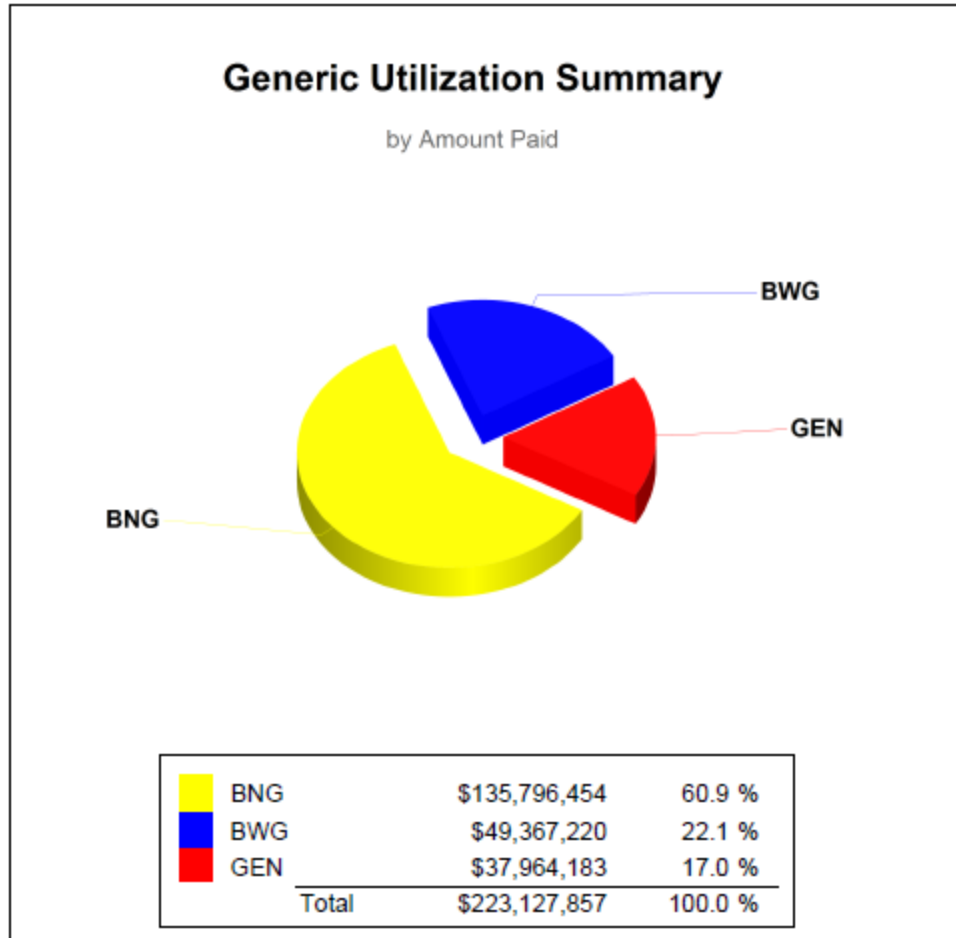
Prescriptions

INSULINS	29,435
OPIOID WITHDRAWAL THERAPY AGENTS, OPIOID-TYPE	111,319
ANTI-INFLAMMATORY TUMOR NECROSIS FACTOR INHIBITOR	2,347
BETA-ADRENERGIC AND GLUCOCORTICOID COMBO, INHALED	23,070
ANTIHYPERTENSIVE, INCRETIN MIMETIC (GLP-1 RECEPTOR AGONIST)	8,409
ANTIPSYCHOTIC, ATYPICAL, DOPAMINE, SEROTONIN ANTAGONIST	38,150
ANTINEOPLASTIC SYSTEMIC ENZYME INHIBITORS	474
TX FOR ATTENTION DEFICIT-HYPERACT (ADHD)/NARCOLEPSY	20,847
CYSTIC FIBROSIS-CFTR POTENTIATOR-CORRECTOR COMBIN.	231
ANTICONVULSANTS	110,050
ANTIHYPERTENSIVE, DPP-4 INHIBITORS	8,152
BETA-ADRENERGIC AGENTS, INHALED, SHORT ACTING	61,885

Pharmacy Generic Utilization Summary by Amount Paid

Reporting Month 3rd Quarter: 7/1/2021-09/30/2021

Reporting Months (3rd Quarter): 7/1/2021-09/30/2021



BNG = Brand With no Generic Available

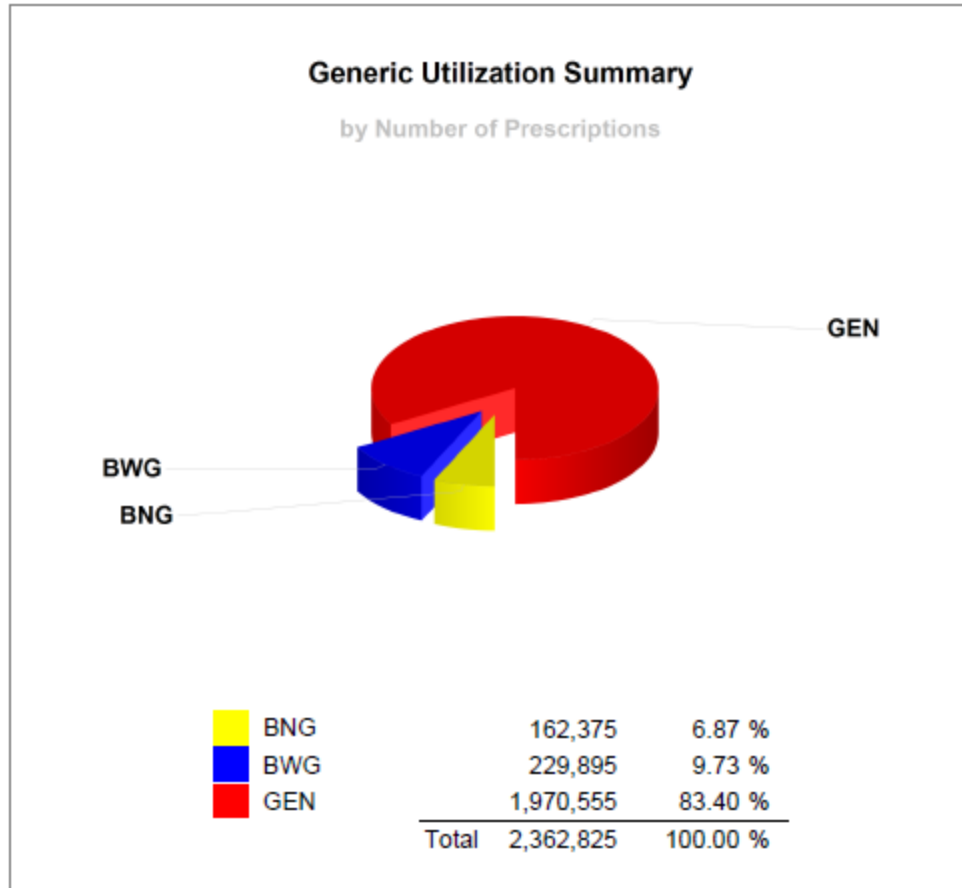
BWG = Brand Dispensed when Generic Available

GEN = Generic

Pharmacy Generic Utilization Summary By Number Of Prescriptions

Report Period from 07/01/2021 thru 09/30/2021

Reporting Months (3rd Quarter): 7/1/2021-09/30/2021



BNG = Brand With no Generic Available

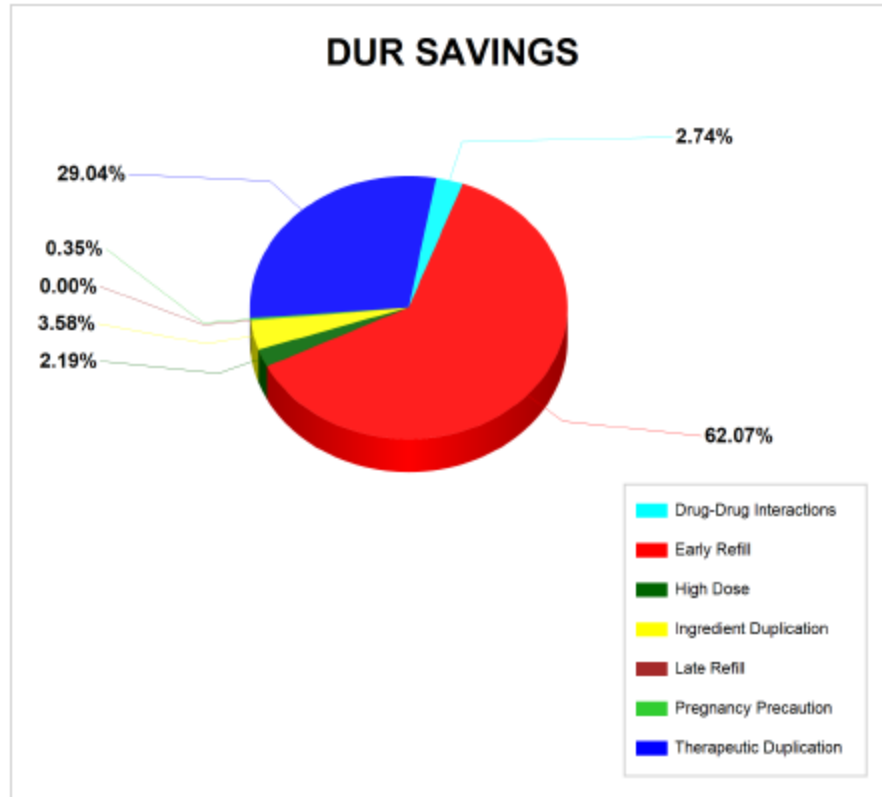
BWG = Brand Dispensed when Generic Available

GEN = Generic

Pharmacy DUR Savings - QUARTERLY

 Report Period from 07/01/2021 thru 09/30/2021

Reporting Months (3rd Quarter) : 7/1/2021 - 9/30/2021



Code	Description	Amount Saved	% of Savings
DD	Drug-Drug Interactions	\$1,116,314.53	3.00
ER	Early Refill	\$25,262,654.25	62.00
HD	High Dose	\$892,596.99	2.00
ID	Ingredient Duplication	\$1,459,373.34	4.00
LR	Late Refill	\$0.00	0.00
PG	Pregnancy Precaution	\$145,103.84	0.00
TD	Therapeutic Duplication	\$11,821,606.02	29.00
Totals:		\$40,697,648.97	100.00