

West Virginia Pharmacy Services



Drug Utilization Review

1st Quarter 2021

Prepared by : gainwell



WVDRGS044

DUR Quarterly Overall Summary Report
 Report Period from 01/01/2021 thru 03/31/2021

Categories	1st Qtr 2021	1st Qtr 2020	% Change
Total Paid Amount	\$208,950,735.63	\$196,481,492.09	6.35
Eligible Members	519,358	471,100	10.24
Utilizing Eligibles	241,542	266,324	-9.31
Total # Prescriptions	2,207,541	2,473,741	-10.76
Cost per Utilizing Member	\$865.07	\$737.75	17.26
Average # Prescriptions per Utilizer	9	9	0.00
Average Cost per Prescription	\$94.65	\$79.43	19.17
# Generic Prescriptions	1,860,511	2,132,240	-12.74
% Generic Prescriptions	84	86	-2.33
Total Cost - Generics	\$33,613,344.63	\$39,256,409.29	-14.37
Average Generic Prescription Cost	\$18.07	\$18.41	-1.87
Average Days Supply - Generics	30	25	20.00
# Brand Prescriptions	347,030	341,501	1.62
% Brand Prescriptions	15.00	13.00	15.38
Total Cost - Brand	\$175,337,391.00	\$157,225,082.80	11.52
Average Brand Prescription Cost	\$505.25	\$460.39	9.74
Average Days Supply - Brand	22	21	4.76
Rebates Collected	\$90,799,079.50	\$93,473,406.94	-2.86

Top 25 Therapeutic Classes By Prescription Count

Report Period from 01/01/2021 thru 03/31/2021

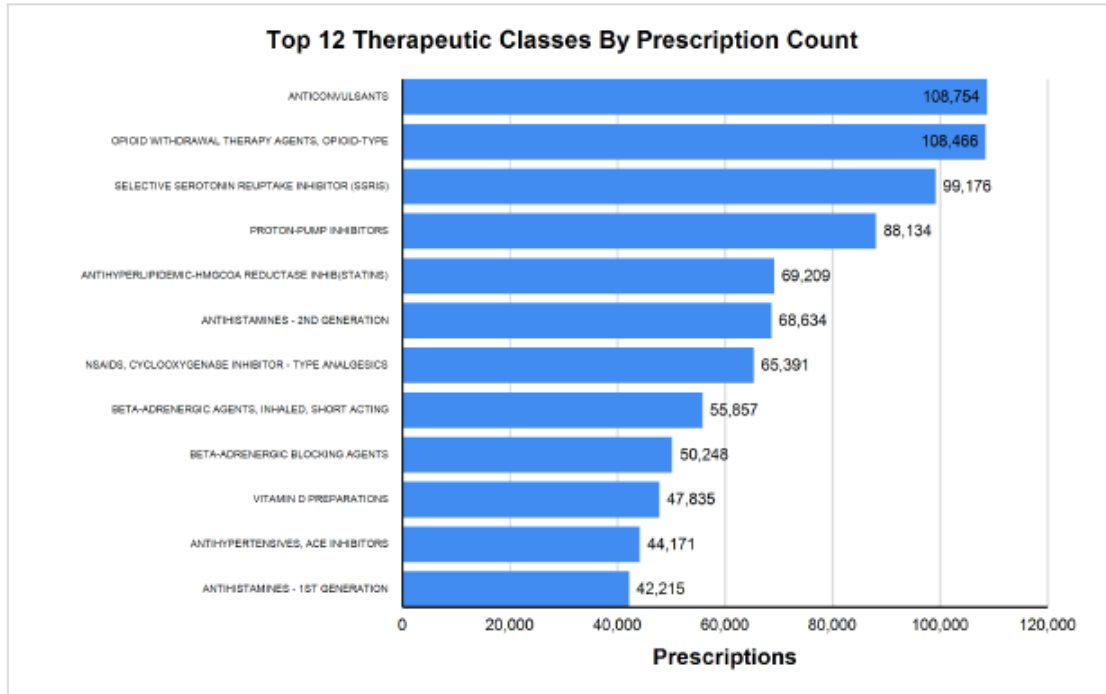
Reporting Months (1st Quarter) 01/01/2021 - 03/31/2021

Rank	Therapeutic Class	Therapeutic Class Code	Prescription Count	% of Total Prescription Count	Amount Paid
1	ANTICONVULSANTS	H4B	108,754	4.90	\$4,696,836.10
2	OPIOID WITHDRAWAL THERAPY AGENTS, OPIOID-TYPE	H3W	108,466	4.90	\$16,163,522.61
3	SELECTIVE SEROTONIN REUPTAKE INHIBITOR (SSRIS)	H2S	99,176	4.50	\$1,141,538.73
4	PROTON-PUMP INHIBITORS	D4J	88,134	4.00	\$1,528,470.92
5	ANTIHYPERLIPIDEMIC-HMGCOA REDUCTASE INHIB (STATINS)	M4D	69,209	3.10	\$839,784.75
6	ANTIHISTAMINES - 2ND GENERATION	Z2Q	68,634	3.10	\$722,547.03
7	NSAIDS, CYCLOOXYGENASE INHIBITOR - TYPE ANALGESICS	S2B	65,391	2.90	\$889,687.78
8	BETA-ADRENERGIC AGENTS, INHALED, SHORT ACTING	B6W	55,857	2.50	\$3,862,230.46
9	BETA-ADRENERGIC BLOCKING AGENTS	J7C	50,248	2.30	\$729,830.14
10	VITAMIN D PREPARATIONS	C6D	47,835	2.10	\$455,285.14
11	ANTIHYPERTENSIVES, ACE INHIBITORS	A4D	44,171	2.00	\$499,771.81
12	ANTIHISTAMINES - 1ST GENERATION	Z2P	42,215	1.90	\$559,487.96
13	SKELETAL MUSCLE RELAXANTS	H6H	38,809	1.70	\$482,939.62
14	THYROID HORMONES	P3A	38,795	1.70	\$803,937.23
15	ANTIPSYCHOTIC, ATYPICAL, DOPAMINE, SEROTONIN ANTAGNST	H7T	38,072	1.70	\$6,379,290.14
16	SEROTONIN-NOREPINEPHRINE REUPTAKE-INHIB (SNRIS)	H7C	37,527	1.70	\$603,075.02
17	LEUKOTRIENE RECEPTOR ANTAGONISTS	Z4B	36,540	1.60	\$466,492.56
18	PENICILLIN ANTIBIOTICS	W1A	34,146	1.50	\$467,483.98
19	ANTIHYPERGLYCEMIC, BIGUANIDE TYPE	C4L	31,734	1.40	\$342,101.49
20	INSULINS	C4G	30,613	1.40	\$18,861,890.99
21	NASAL ANTI-INFLAMMATORY STEROIDS	Q7P	30,130	1.40	\$634,641.63
22	GLUCOCORTICOIDS	P5A	28,560	1.30	\$567,079.00
23	ANTI-ANXIETY - BENZODIAZEPINES	H20	28,126	1.30	\$305,582.88
24	CALCIUM CHANNEL BLOCKING AGENTS	A9A	28,103	1.30	\$349,286.97
25	SEROTONIN-2 ANTAGONIST/REUPTAKE INHIBITORS (SARIS)	H7E	27,681	1.20	\$336,112.43
	Totals:		1,276,926	57.40	\$62,688,907.37

WV POS Quarterly Drug Class Review Top 12 by Rx Count

Reporting Period From: 01/01/2021 - 03/31/2021

Reporting Months (1st Quarter): 01/01/2021 - 03/31/2021



Amount Paid	
ANTICONSULSANTS	\$4,696,836.10
OPIOID WITHDRAWAL THERAPY AGENTS, OPIOID-TYPE	\$16,163,522.61
SELECTIVE SEROTONIN REUPTAKE INHIBITOR (SSRIS)	\$1,141,538.73
PROTON-PUMP INHIBITORS	\$1,528,470.92
ANTHYPERLIPIDEMIC-HMGCOA REDUCTASE INHIB(STATINS)	\$839,784.75
ANTIHISTAMINES - 2ND GENERATION	\$722,547.03
NSAIDS, CYCLOOXYGENASE INHIBITOR - TYPE ANALGESICS	\$889,687.78
BETA-ADRENERGIC AGENTS, INHALED, SHORT ACTING	\$3,862,230.46
BETA-ADRENERGIC BLOCKING AGENTS	\$729,830.14
VITAMIN D PREPARATIONS	\$455,285.14
ANTIHYPERTENSIVES, ACE INHIBITORS	\$499,771.81
ANTIHISTAMINES - 1ST GENERATION	\$559,487.96

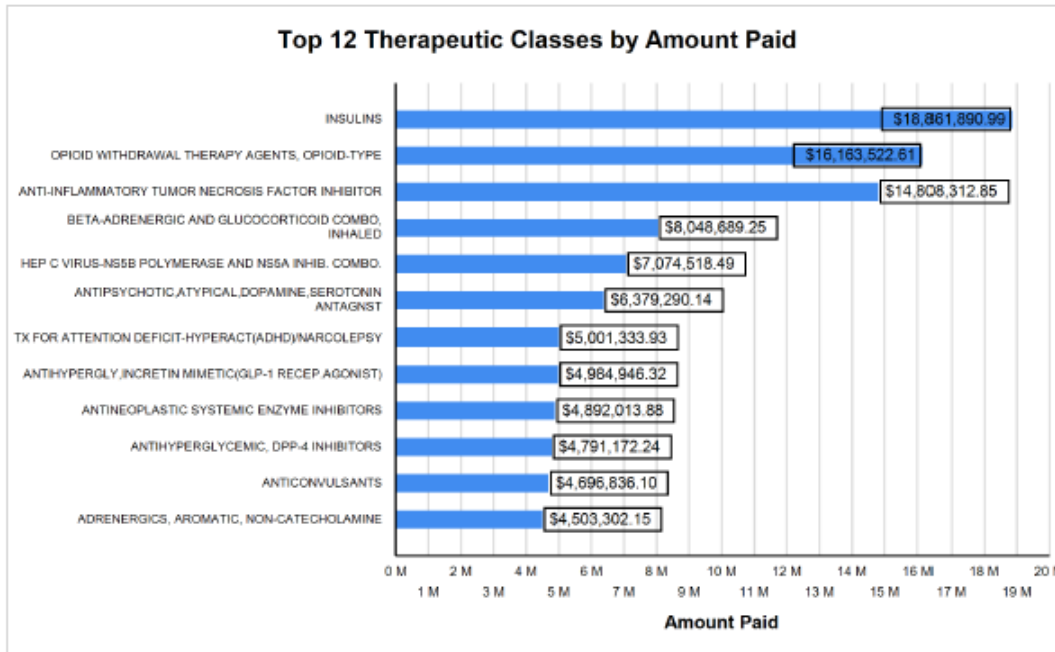
Top 25 Therapeutic Classes by Amount Paid
Report Period from 01/01/2021 thru 03/31/2021

Reporting Months (1st Quarter): 1/1/2021-03/31/2021

Rank	Therapeutic Class	Therapeutic Class Codes	Amount Paid	% of Total Amount Paid	Prescription Count
1	INSULINS	C4G	\$18,861,890.99	9.00	30,613
2	OPIOID WITHDRAWAL THERAPY AGENTS, OPIOID-TYPE	H3W	\$16,163,522.61	7.70	108,466
3	ANTI-INFLAMMATORY TUMOR NECROSIS FACTOR INHIBITOR	S2J	\$14,808,312.85	7.10	2,167
4	BETA-ADRENERGIC AND GLUCOCORTICOID COMBO, INHALED	B63	\$8,048,889.25	3.80	23,285
5	HEP C VIRUS-NS5B POLYMERASE AND NS5A INHIB. COMBO.	W0B	\$7,074,518.49	3.40	336
6	ANTIPSYCHOTIC, ATYPICAL, DOPAMINE, SEROTONIN ANTAGNST	H7T	\$6,379,290.14	3.00	38,072
7	TX FOR ATTENTION DEFICIT-HYPERACT(ADHD)/NARCOLEPSY	H2V	\$5,001,333.93	2.40	20,923
8	ANTIHYPERGLY, INCRETIN MIMETIC(GLP-1 RECEPTAGONIST)	C4I	\$4,984,946.32	2.40	6,194
9	ANTINEOPLASTIC SYSTEMIC ENZYME INHIBITORS	V1Q	\$4,892,013.88	2.30	429
10	ANTIHYPERGLYCEMIC, DPP-4 INHIBITORS	C4J	\$4,791,172.24	2.30	8,762
11	ANTICONVULSANTS	H4B	\$4,696,836.10	2.20	108,754
12	ADRENERGICS, AROMATIC, NON-CATECHOLAMINE	J5B	\$4,503,302.15	2.20	26,093
13	ANTICHOLINERGICS, ORALLY INHALED LONG ACTING	B61	\$3,936,082.22	1.90	7,894
14	BETA-ADRENERGIC AGENTS, INHALED, SHORT ACTING	B6W	\$3,862,230.46	1.80	55,857
15	DIRECT FACTOR XA INHIBITORS	M9V	\$3,856,590.99	1.80	7,269
16	CYSTIC FIBROSIS-CFTR POTENTIATOR-CORRECTOR COMBIN.	B0F	\$3,754,074.35	1.80	178
17	ANTIPSORIATIC AGENTS, SYSTEMIC	L1A	\$3,619,762.55	1.70	502
18	HEPATITIS C VIRUS- NS5A AND NS3/4A INHIBITOR COMB	W0E	\$3,436,396.61	1.60	269
19	AGENTS TO TREAT MULTIPLE SCLEROSIS	H0E	\$3,214,994.85	1.50	472
20	ARV-NUCLEOSIDE, NUCLEOTIDE RTI, INTEGRASE INHIBITORS	W5X	\$2,993,330.05	1.40	945
21	BLOOD SUGAR DIAGNOSTICS	M4A	\$2,189,205.63	1.00	21,287
22	ANTIHYPERGLYCEMIC-SOD/GLUC COTRANSPORT2(SGLT2) INHIB	C4D	\$2,120,737.18	1.00	3,418
23	ANTI-ALCOHOLIC PREPARATIONS	C0D	\$2,093,750.32	1.00	2,185
24	GROWTH HORMONES	P1A	\$1,932,404.61	0.90	382
25	ANTIPSYCHOTICS, ATYP, D2 PARTIAL AGONIST/5HT MIXED	H7X	\$1,864,431.71	0.90	13,907
Totals:			\$139,079,820.48	66.10	488,659

Top 12 Therapeutic Classes by Amount Paid
 Reporting Months 1st Quarter: 1/1/2021-03/31/2021

Reporting Months (1st Quarter): 1/1/2021-03/31/2021



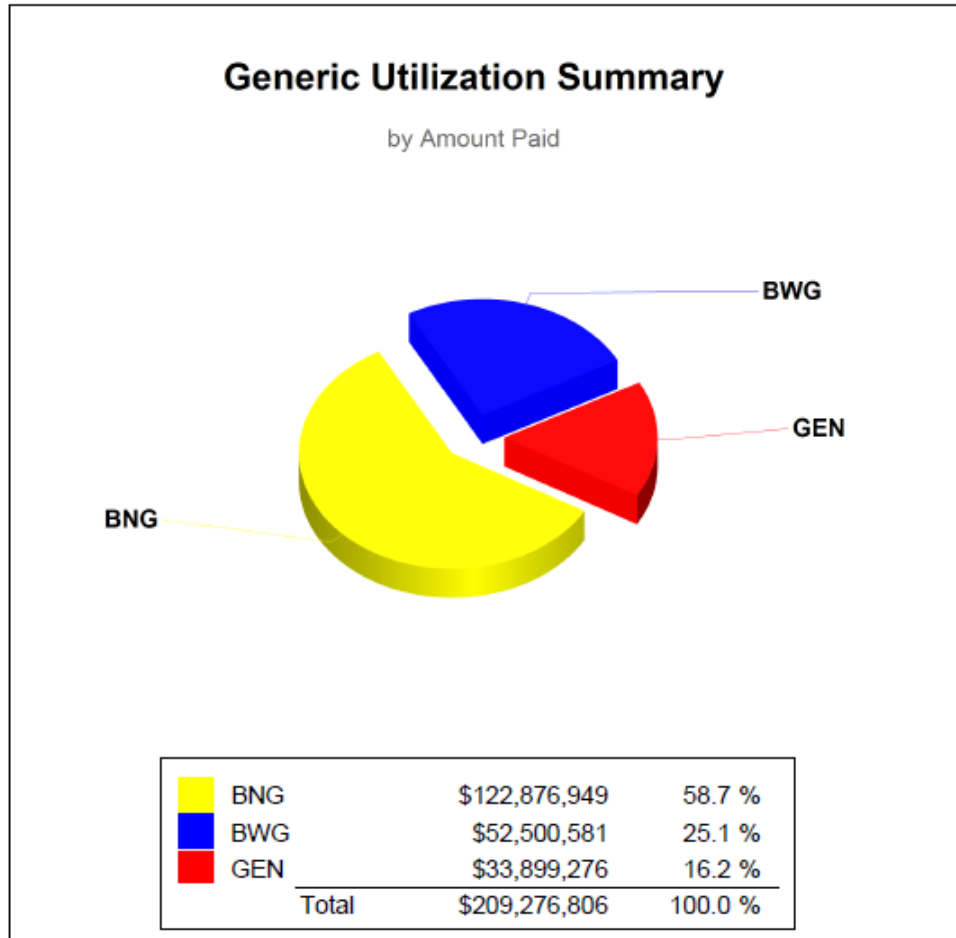
Prescriptions

INSULINS	30,613
OPIOID WITHDRAWAL THERAPY AGENTS, OPIOID-TYPE	108,466
ANTI-INFLAMMATORY TUMOR NECROSIS FACTOR INHIBITOR	2,167
BETA-ADRENERGIC AND GLUCOCORTICOID COMBO, INHALED	23,285
HEP C VIRUS-NS5B POLYMERASE AND NSSA INHIB. COMBO.	336
ANTIPSYCHOTIC, ATYPICAL, DOPAMINE, SEROTONIN ANTAGNIST	38,072
TX FOR ATTENTION DEFICIT-HYPERACT(ADHD)/NARCOLEPSY	20,923
ANTIHYPERGLY, INCRETIN MIMETIC (GLP-1 RECEPTOR AGONIST)	6,194
ANTINEOPLASTIC SYSTEMIC ENZYME INHIBITORS	429
ANTIHYPERGLYCEMIC, DPP-4 INHIBITORS	8,762
ANTICONVULSANTS	108,754
ADRENERGICS, AROMATIC, NON-CATECHOLAMINE	26,093

Pharmacy Generic Utilization Summary by Amount Paid

Reporting Month 1st Quarter: 1/1/2021-03/31/2021

Reporting Months (1st Quarter): 1/1/2021-03/31/2021



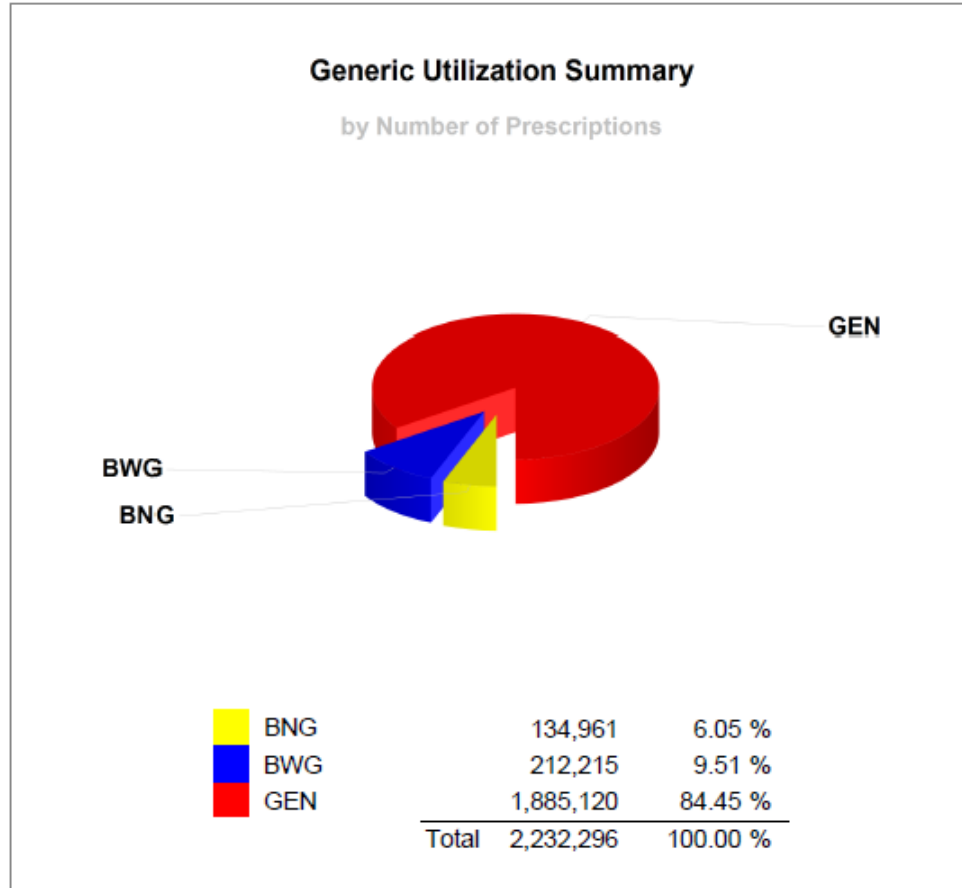
BNG = Brand With no Generic Available

BWG = Brand Dispensed when Generic Available

GEN = Generic

Pharmacy Generic Utilization Summary By Number Of Prescriptions
 Report Period from 01/01/2021 thru 03/31/2021

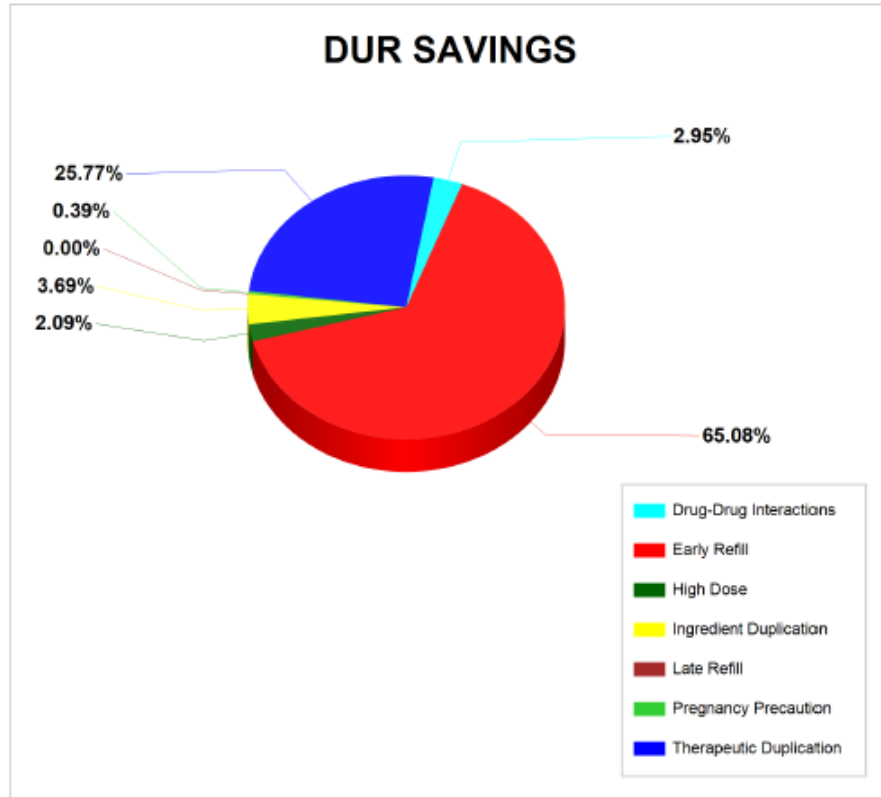
Reporting Months (1st Quarter): 1/1/2021-03/31/2021



BNG = Brand With no Generic Available BWG = Brand Dispensed when Generic Available
GEN = Generic

Pharmacy DUR Savings - QUARTERLY
 Report Period from 01/01/2021 thru 03/31/2021

Reporting Months (1st Quarter) : 1/1/2021 - 3/31/2021



Code	Description	Amount Saved	% of Savings
DD	Drug-Drug Interactions	\$1,103,855.46	3.00
ER	Early Refill	\$24,312,940.84	65.00
HD	High Dose	\$783,335.79	2.00
ID	Ingredient Duplication	\$1,381,958.94	4.00
LR	Late Refill	\$0.00	0.00
PG	Pregnancy Precaution	\$147,187.00	0.00
TD	Therapeutic Duplication	\$9,626,876.11	26.00
	Totals:	\$37,356,154.14	100.00