

# Rational Drug Therapy Program

WVBMS Drug Utilization Board

November 20, 2019

Presented by Christopher Hale, PharmD  
West Virginia University School of Pharmacy

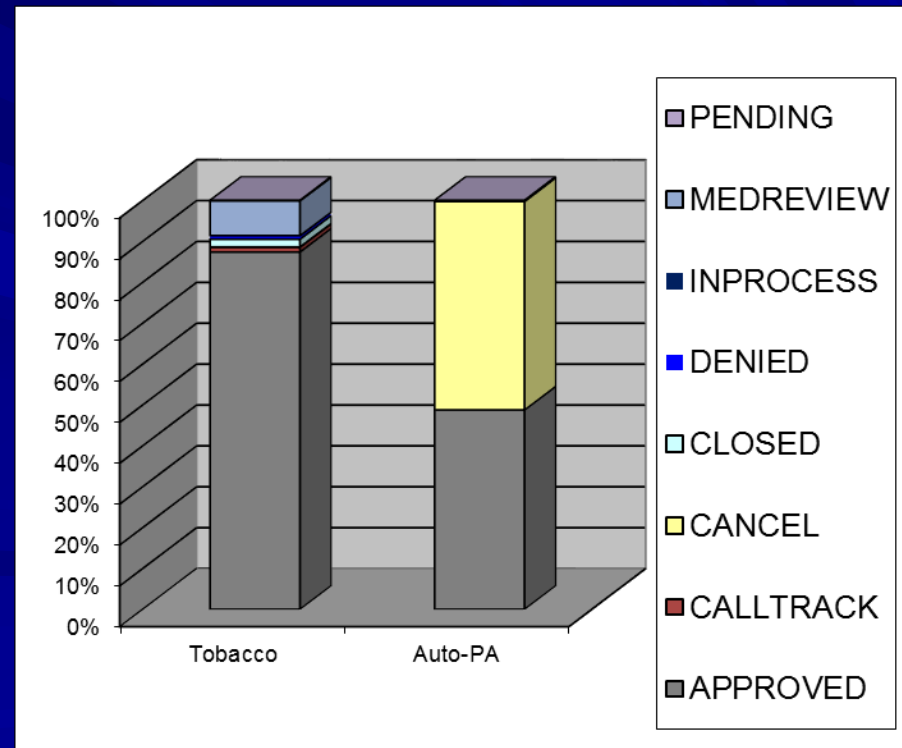
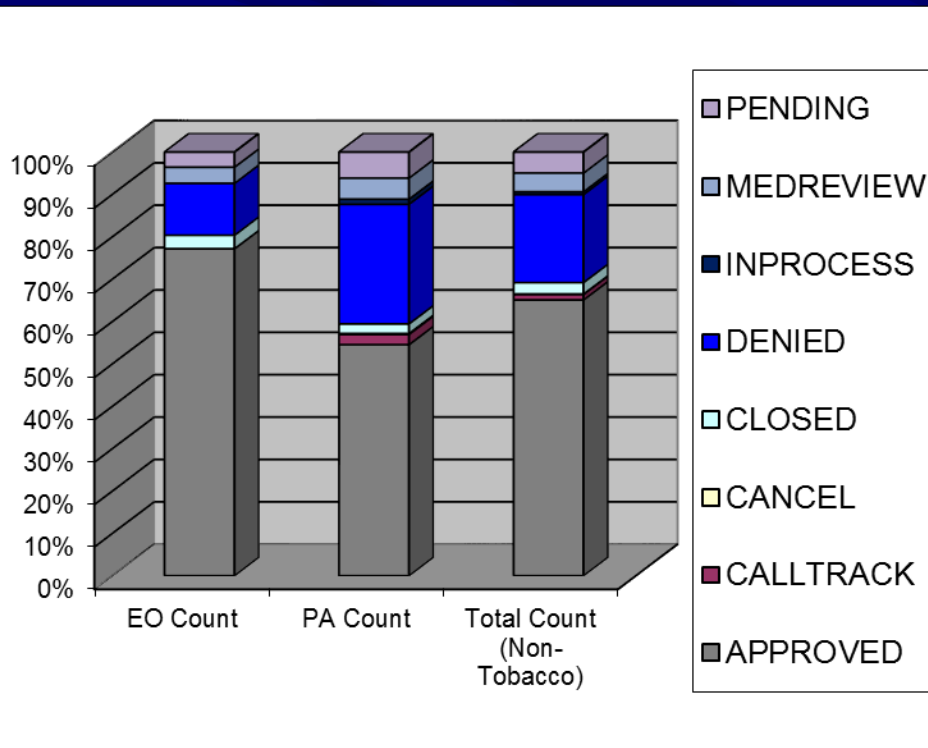


# RDTP Updates

- Pharmacy Technician Interviews
- Upcoming transition to new fax system

# September 2019 Program Summary

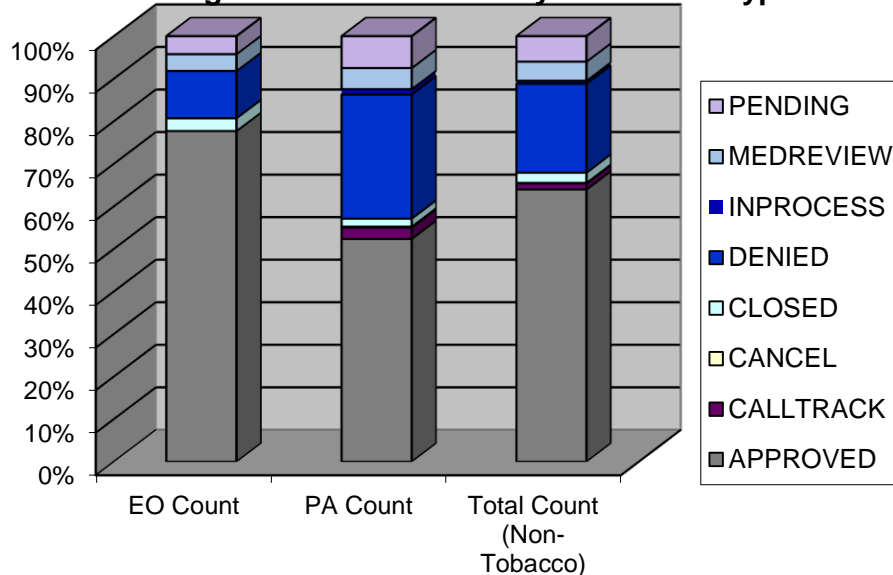
Status	EO Count	% of EO Total	PA Count	% of PA Total	Total Count	% of Total
APPROVED	5,843	77.18%	4,733	54.55%	10,576	65.10%
DENIED	926	12.23%	2,448	28.22%	3,374	20.77%
PENDING	271	3.58%	534	6.15%	805	4.95%
<b>Total Program Reviews</b> (including Calltrack, Cancel, Closed, Inprocess, and Medreview status)	<b>7,571</b>	<b>44.41%</b> Of EO/PA total	<b>8,676</b>	<b>50.89%</b> Of EO/PA total	<b>16,247</b>	<b>95.30%</b>
# Member ID# s	7,278	1.04	8,293	1.05	15,401	1.05



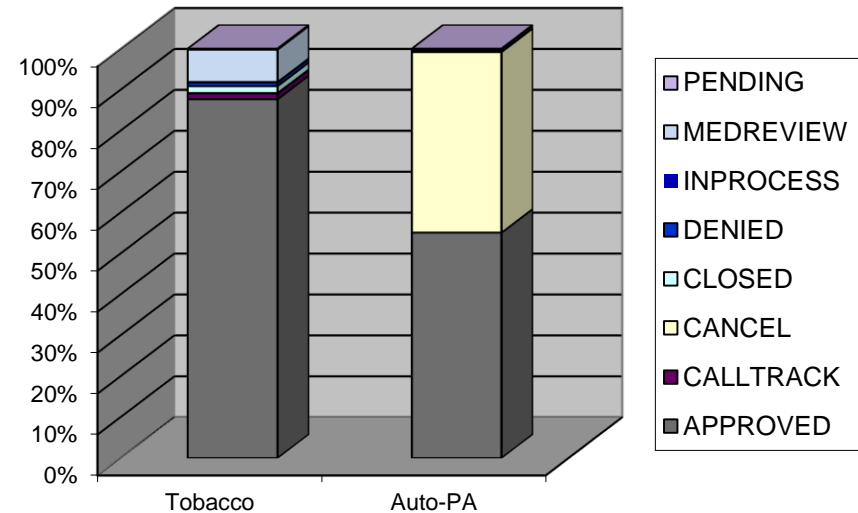
# October 2019 Program Summary

Status	EO Count	% of EO Total	PA Count	% of PA Total	Total Count	% of Total
APPROVED	6,272	77.70%	5,004	54.55%	11,276	63.96%
DENIED	897	11.11%	2,789	28.22%	3,686	20.91%
PENDING	341	4.22%	716	6.15%	1,057	6.00%
<b>Total Program Reviews</b> (including Calltrack, Cancel, Closed, Inprocess, and Medreview status)	<b>8,072</b>	<b>43.33%</b> Of EO/PA total	<b>9,558</b>	<b>51.31%</b> Of EO/PA total	<b>17,630</b>	<b>94.64%</b>
# Member ID# s	6,427	1.26	7,842	1.22	14,269	1.24

Percentages for Non-Tobacco by Status and Type



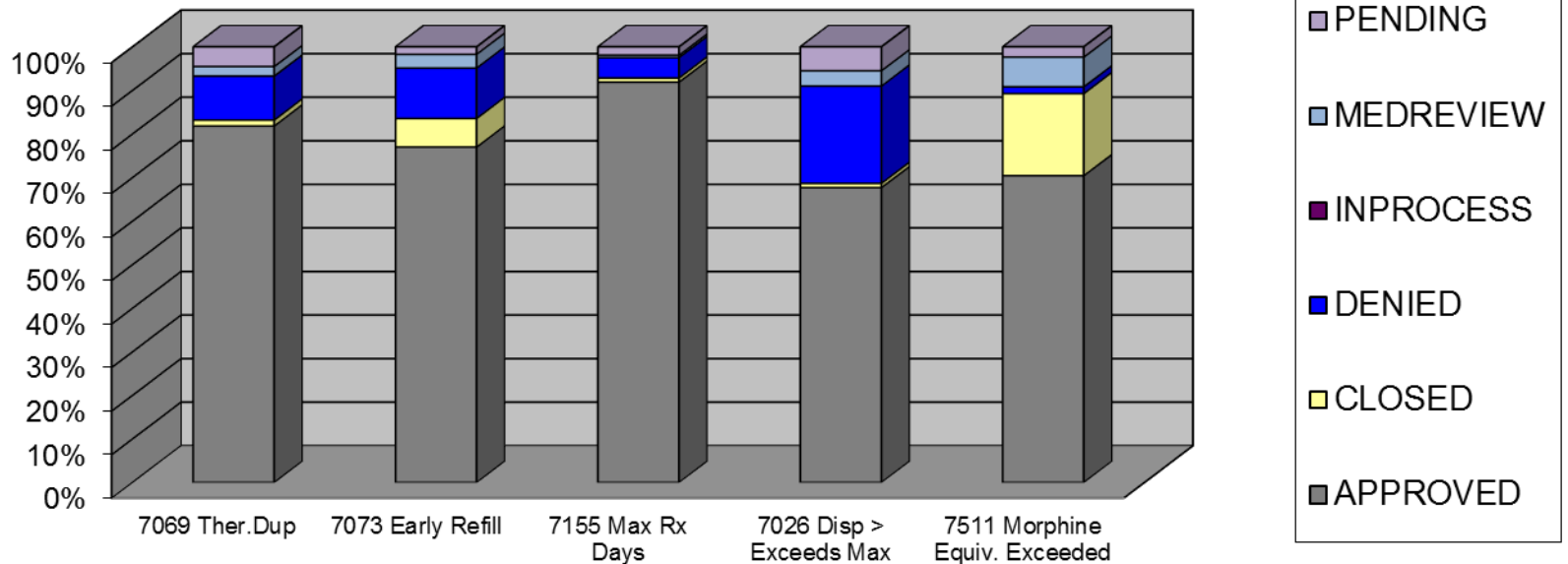
Percentages by Status for Tobacco and Auto-PA



# September 2019 Edit Overrides (EO)

EO Status	7069 Ther.Dup	7073 Early Refill	7155 Max Rx Days	7026 Disp > Exceeds Max	7511 MME Exceeded
APPROVED	81.84%	77.00%	91.90%	67.67%	70.42%
DENIED	10.07%	11.57%	4.67%	22.33%	1.57%
PENDING	4.53%	1.92%	1.92%	5.50%	2.36%
TOTAL EO's (including Closed, Inprocess, Medreview status)	3,226	1,400	728	600	382
% of TOTAL EO COUNT	42.61%	18.49%	9.62%	7.92%	5.05%

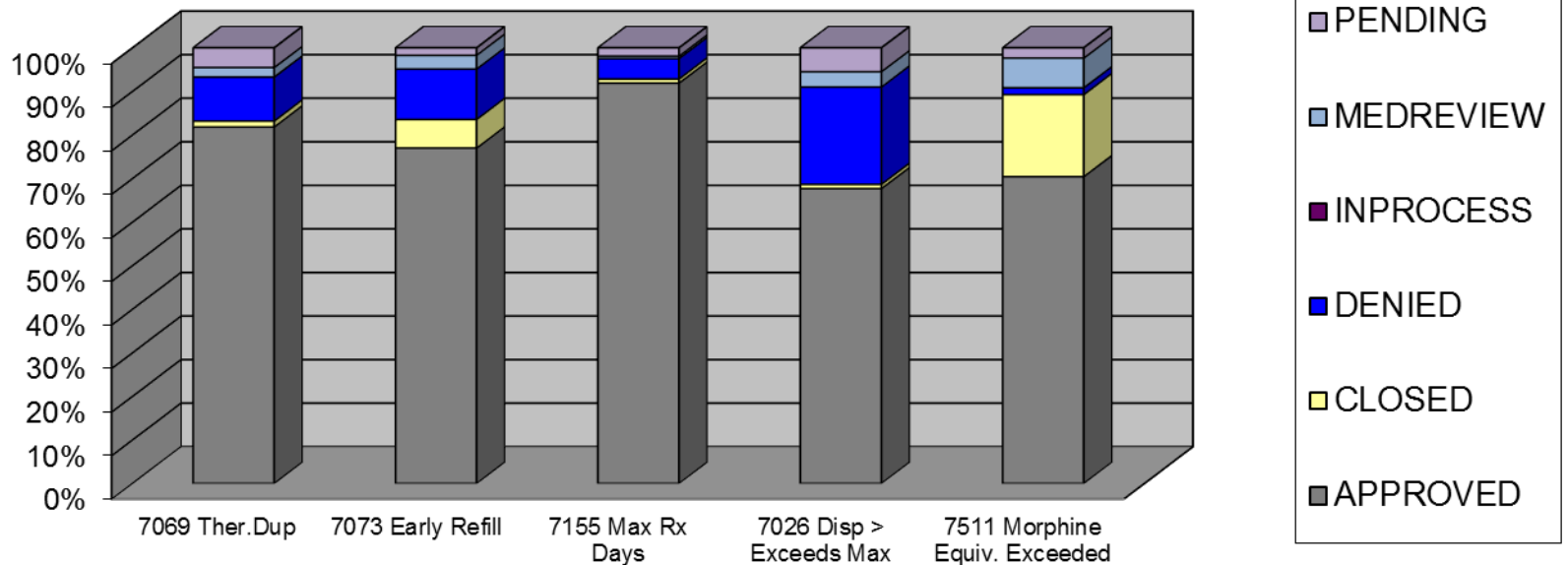
Edit Override Summary Chart



# October 2019 Edit Overrides (EO)

EO Status	7069 Ther.Dup	7073 Early Refill	7155 Max Rx Days	7026 Disp > Exceeds Max	7511 MME Exceeded
APPROVED	82.93%	76.32%	91.52%	67.88%	61.30%
DENIED	8.76%	12.71%	4.64%	23.32%	1.92%
PENDING	5.30%	1.53%	2.12%	4.66%	5.36%
TOTAL EO's (including Closed, Inprocess, Medreview status)	3,849	1,440	755	579	522
% of TOTAL EO COUNT	47.68%	17.84%	9.35%	7.17%	6.47%

Edit Override Summary Chart



# September 2019 Edit Overrides (EO) Breakdown

EO Status: 7069 Therapeutic Duplication		
Name	Strength	Count
duloxetine	30MG	86
venlafaxine	75MG	73
fluoxetine	20MG	64
duloxetine	60MG	64
Sertraline	50mg	63

EO Status: 7073 Early Refill		
Name	Strength	Count
Buprenorphine /naloxone	8MG-2MG	63
Insulin glargine	100/ML	45
blood sugar diagnostic		32
Insulin aspart	100/ML	28
albuterol sulfate	90 MCG	26

EO Status: 7155 Max Days Supply		
Name	Strength	Count
fluticasone	50MCG	44
valacyclovir	500MG	30
montelukast	5MG	22
acyclovir	400MG	21
pantoprazole	40MG	20

EO Status: 7026 Quantity Exceeds Max		
Name	Strength	Count
duloxetine	30MG	74
omeprazole	40MG	51
fluoxetine	10MG	42
venlafaxine	37.5MG	42
gabapentin	600MG	28

EO Status: 7511 MEQ Amount Exceeded		
Name	Strength	Count
oxycodone /APAP	10MG-325MG	70
oxycodone	15MG	43
oxycodone	10MG	36
oxycodone	30MG	23
oxycodone	20MG	18

# October 2019 Edit Overrides (EO) Breakdown

EO Status: 7069 Therapeutic Duplication		
Name	Strength	Count
venlafaxine	75MG	111
duloxetine	30MG	105
fluoxetine	20MG	91
duloxetine	60MG	74
Sertraline	50mg	67

EO Status: 7073 Early Refill		
Name	Strength	Count
Insulin glargine	100/ML	46
buprenorphine /naloxone	8MG- 2MG	46
gabapentin	300MG	36
blood sugar diagnostic		24
Insulin aspart	100/ML	21

EO Status: 7155 Max Days Supply		
Name	Strength	Count
fluticasone	50MCG	46
valacyclovir	500MG	28
omeprazole	20MG	23
montelukast	5MG	18
acyclovir	400MG	15

EO Status: 7026 Quantity Exceeds Max		
Name	Strength	Count
duloxetine	30MG	70
omeprazole	40MG	57
fluoxetine	10MG	43
venlafaxine	37.5MG	29
dextroamphetamine /amphetamine	20MG	20

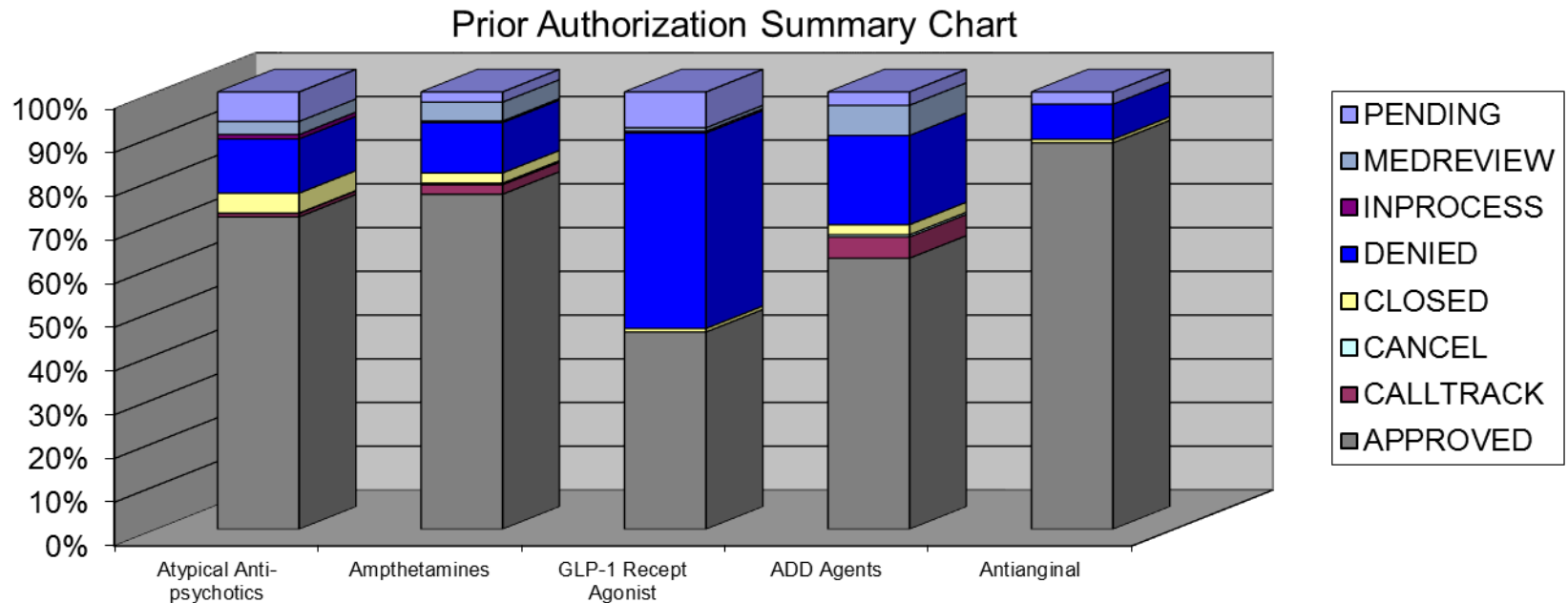
EO Status: 7511 MEQ Amount Exceeded		
Name	Strength	Count
oxycodone /APAP	10MG- 325MG	93
oxycodone	10MG	53
oxycodone	15MG	34
morphine sulfate	15MG	28
fentanyl	50MCG	27



# September 2019 PA Stats

	Atypical Anti-Psychotics	Amphetamines	GLP-1 Receptor Agonists	ADD Agents Methylphenidates	Antianginal
APPROVED	71.43%	76.62%	45.11%	61.99%	88.35%
DENIED	12.40%	11.51%	44.71%	20.41%	8.03%
PENDING	6.76%	2.34%	8.18%	3.06%	2.81%
<b>Totals</b> (including Calltrack, Cancel, Closed, Inprocess, Medreview status)	<b>903</b>	<b>556</b>	<b>501</b>	<b>392</b>	<b>249</b>

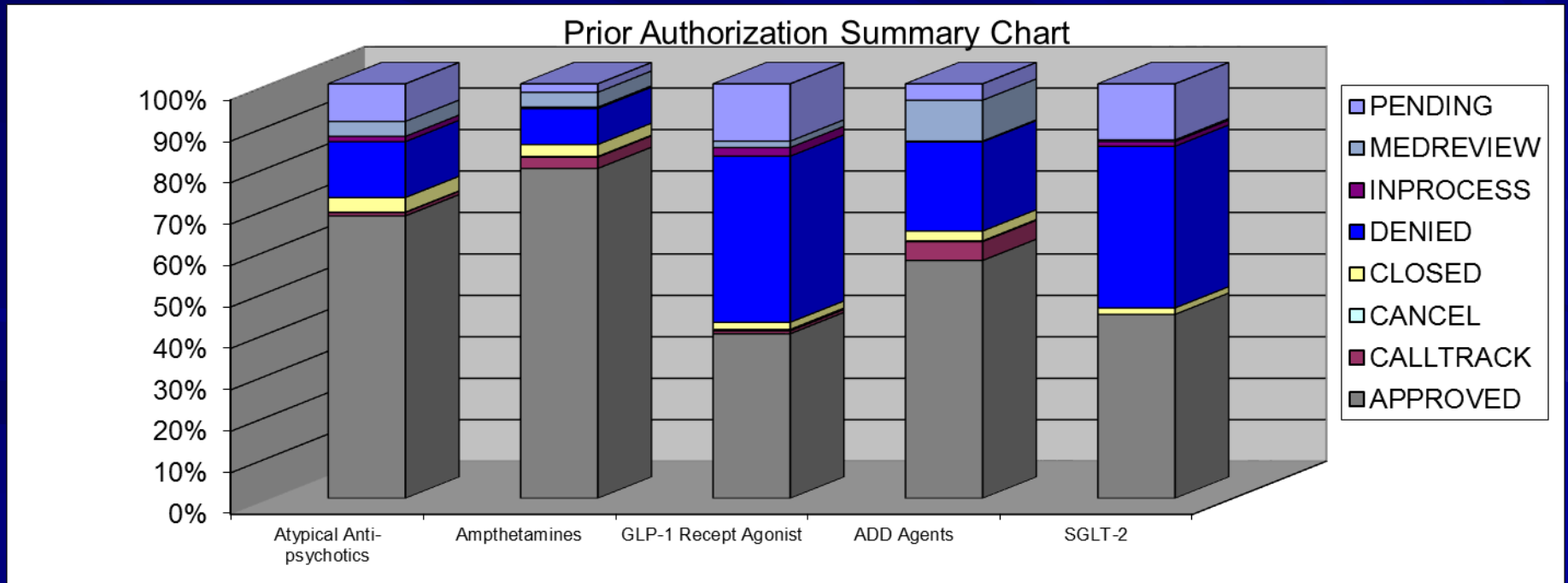
Total PA's done in September: 8,676



# October 2019 PA Stats

	Atypical Anti-Psychotics	Amphetamines	GLP-1 Receptor Agonists	ADD Agents Methylphenidates	SGLT-2
<b>APPROVED</b>	68.14%	79.59%	39.72%	57.40%	44.40%
<b>DENIED</b>	13.48%	8.67%	40.07%	21.50%	39.00%
<b>PENDING</b>	9.05%	2.04%	13.82%	3.94%	13.51%
<b>Totals</b> (including Calltrack, Cancel, Closed, Inprocess, Medreview status)	<b>1,105</b>	<b>588</b>	<b>579</b>	<b>507</b>	<b>259</b>

Total PA's done in October: 9,558



# September 2019 Prior Authorization (PA) Breakdown

## Antipsychotics

Name	Strength	Count
aripiprazole	5MG	61
lurasidone	40MG	51
cariprazine	1.5MG	48
risperidone	0.5MG	46
quetiapine	25MG	44

## Amphetamines

Name	Strength	Count
lisdexamfetamine	30MG	57
dextroamphetamine/ amphetamine	20MG	55
lisdexamfetamine	40MG	48
dextroamphetamine/ amphetamine	10 MG	42
dextroamphetamine/ amphetamine	30MG	38

## GLP-1 Receptor Antagonists

Name	Strength	Count
semaglutide	0.25 MG OR 0.5 MG	198
liraglutide	0.6MG/0.1ML	137
exenatide	2MG/0.65ML	45
dulaglutide	0.75MG/0.5ML	43
semaglutide	1MG/0.75ML	36

## ADD Agents

Name	Strength	Count
methylphenidate	36MG	45
methylphenidate	54MG	34
methylphenidate	10MG	27
methylphenidate	27MG	27
methylphenidate	18MG	27

## Antianginal

Name	Strength	Count
ranolazine	500MG	151
ranolazine	1000MG	98

# October 2019 Prior Authorization (PA) Breakdown

## Antipsychotics

Name	Strength	Count
aripiprazole	5MG	73
cariprazine	1.5MG	66
cariprazine	3MG	62
risperidone	0.5MG	61
quetiapine	25MG	57

## Amphetamines

Name	Strength	Count
dextroamphetamine/ amphetamine	20MG	86
dextroamphetamine/ amphetamine	10MG	59
lisdexamfetamine	40MG	56
dextroamphetamine/ amphetamine	30 MG	45
lisdexamfetamine	30MG	37

## GLP-1 Receptor Antagonists

Name	Strength	Count
semaglutide	0.25 MG OR 0.5 MG	237
liraglutide	0.6MG/0.1ML	166
dulaglutide	0.75MG/0.5ML	57
semaglutide	1MG/0.75ML	52
exenatide	2MG/0.65ML	39

## ADD Agents

Name	Strength	Count
methylphenidate	18MG	52
methylphenidate	36MG	44
methylphenidate	54MG	38
methylphenidate	27MG	29
methylphenidate	10MG	25

## SGLT-2

Name	Strength	Count
empagliflozin	10MG	86
empagliflozin	25MG	65
dapagliflozin	10MG	38
dapagliflozin	5MG	38
canagliflozin	100MG	18

# Hepatitis C Rational Drug Therapy Data Collection Project

- 1,235 treatment courses were approved from 151 providers from 2013-2019 through the Fee for Service Medicaid Program.
- As of October 1, 2019 we have data back for 680 treatment courses (55.0%) from 78 providers (51.7%).
- Database application in development
  - Will store all information provided on the prior authorization form for the treatment course
  - Will contact prescribers when the SVR12 viral load is due

# Viral Load SVR 12

Status	Count	Percentage
Undetectable	408	60.00%
Detectable	19	2.79%
Lost to Follow Up	200	29.41%
Data Not Provided*	32	4.71%
Pending **	21	3.09%
Total: 680 Patients		

\* Provider returned questionnaire but had no data to report for patient

\*\* Patient has not reached 12 weeks post-treatment at the time the response was received

# Hepatitis B Vaccination at Time of Treatment

Status	Count	Percentage
Yes	334	49.12%
No	96	14.12%
Unsure	201	29.56%
Data Not Provided*	49	7.21%
Total: 680 Patients		

\* Provider returned questionnaire but had no data to report for patient

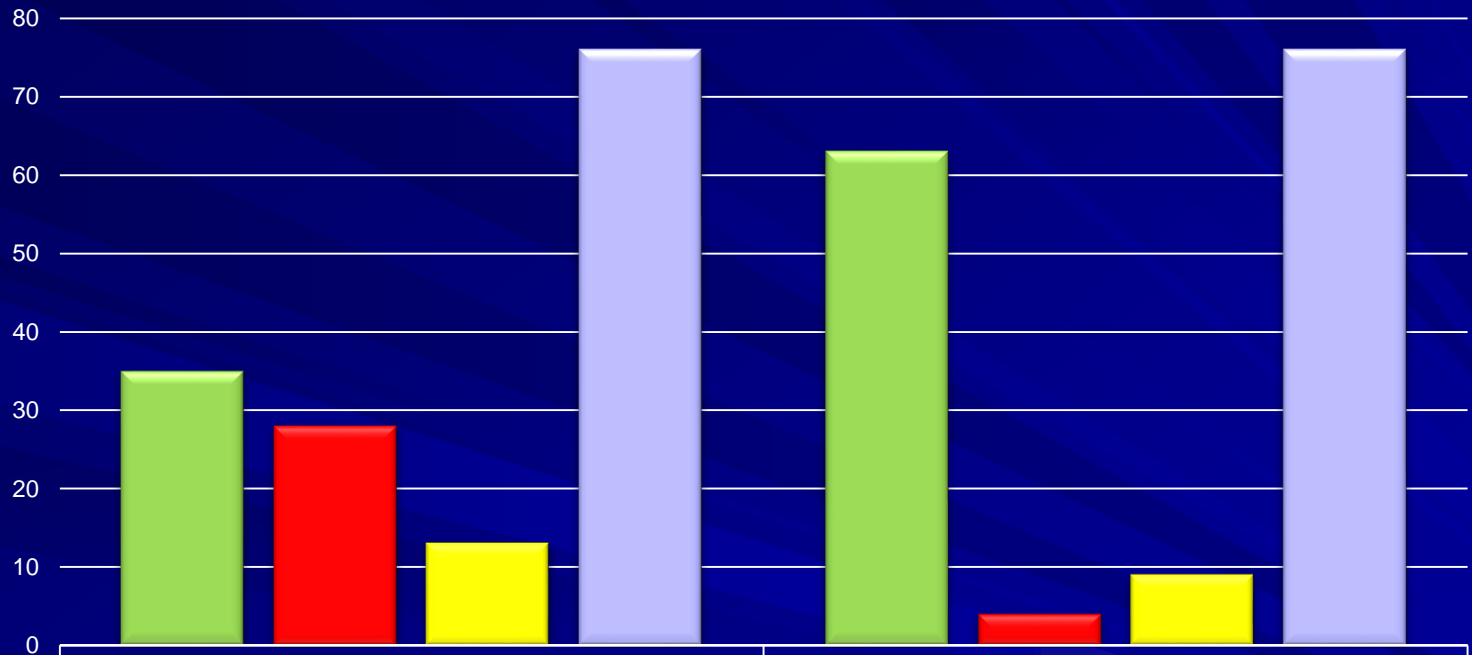
# HIV Co-Infection at the Time of Treatment

Status	Count	Percentage
Yes	8	1.18%
No	610	89.71%
Data Not Provided*	62	9.12%
Total: 680 Patients		

\* Provider returned questionnaire but had no data to report for patient



# Hepatitis C Authorizations



	September	October
Approved	35	63
Denied	28	4
Other	13	9
Total	76	76

# Phone Call Request Turnaround

## September 2019

	Calls Handled	Avg Speed of Answer	Avg Queue Time	Avg Handle Time
Medicaid PA Line	6,752	0:28 sec	0:29 sec	2:50 min
DXC HelpDesk DUR Line	7,749	0:46 sec	0:47 sec	2:13 min

## October 2019

	Calls Handled	Avg Speed of Answer	Avg Queue Time	Avg Handle Time
Medicaid PA Line	7,226	0:22 sec	0:24 sec	2:50 min
DXC HelpDesk DUR Line	8,479	0:56 sec	0:58 sec	2:10 min

# Issues

■ Any Questions?