


# West Virginia Pharmacy Services



## Drug Utilization Review 3rd Quarter 2019

Prepared by :



**DUR Quarterly Overall Summary Report**

Report Period from 07/01/2019 thru 09/30/2019

Categories	3rd Qtr 2019	3rd Qtr 2018	% Change
<b>Total Paid Amount</b>	\$179,241,068.47	\$170,914,070.36	4.87
<b>Eligible Members</b>	466,308	483,682	-3.59
<b>Utilizing Eligibles</b>	244,328	255,411	-4.34
<b>Total # Prescriptions</b>	2,339,528	2,371,306	-1.34
<b>Cost per Utilizing Member</b>	\$733.61	\$669.17	9.63
<b>Average # Prescriptions per Utilizer</b>	9	9	0.00
<b>Average Cost per Prescription</b>	\$76.61	\$72.08	6.30
<b># Generic Prescriptions</b>	2,001,609	2,030,770	-1.44
<b>% Generic Prescriptions</b>	85	85	0.00
<b>Total Cost - Generics</b>	\$35,696,225.47	\$35,785,590.40	-0.25
<b>Average Generic Prescription Cost</b>	\$17.83	\$17.62	1.20
<b>Average Days Supply - Generics</b>	25	25	0.00
<b># Brand Prescriptions</b>	337,919	340,536	-0.77
<b>% Brand Prescriptions</b>	14.00	14.00	0.00
<b>Total Cost - Brand</b>	\$143,544,843.00	\$135,128,479.96	6.23
<b>Average Brand Prescription Cost</b>	\$424.79	\$396.81	7.05
<b>Average Days Supply - Brand</b>	22	22	0.00
<b>Rebates Collected</b>	\$100,751,645.46	\$119,429,178.30	-15.64

**Top 25 Therapeutic Classes By Prescription Count**

Report Period from 07/01/2019 thru 09/30/2019

**Reporting Months (3rd Quarter) 07/01/2019 - 09/30/2019**

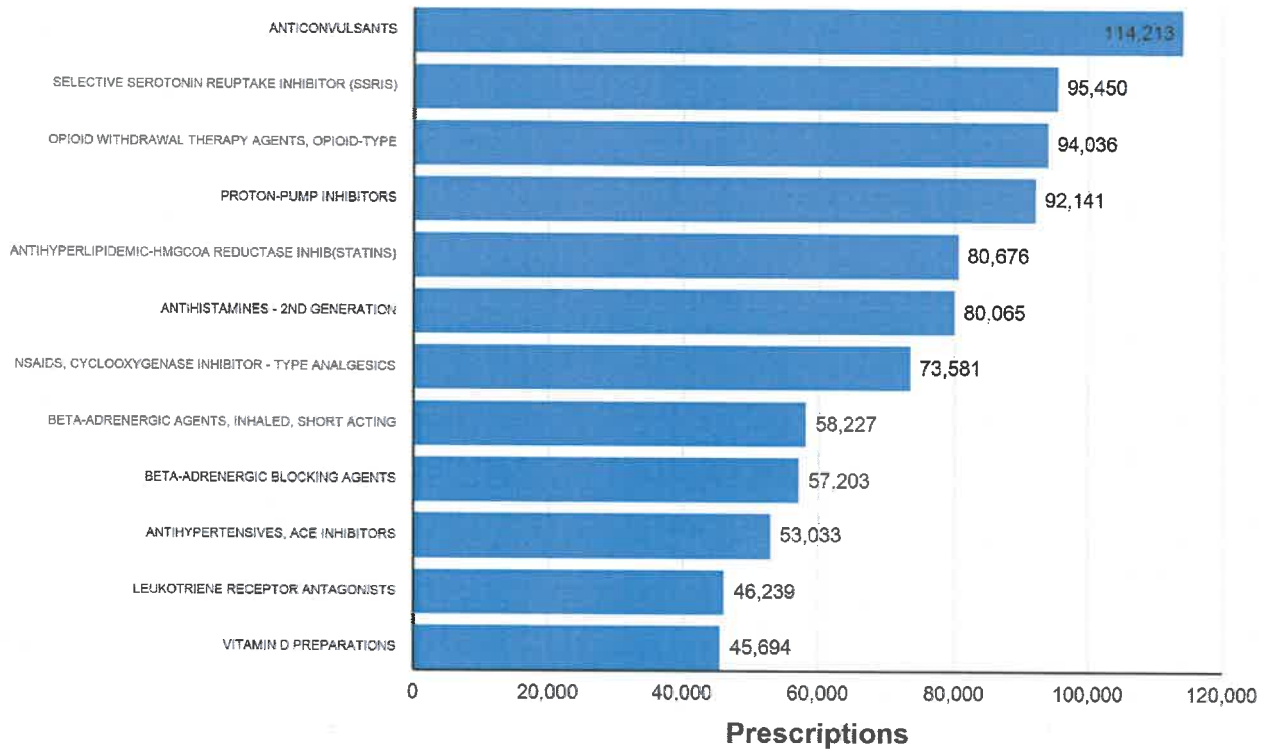
Rank	Therapeutic Class	Therapeutic Class Code	Prescription Count	% of Total Prescription Count	Amount Paid
1	ANTICONVULSANTS	H4B	114,213	4.80	\$7,658,819.74
2	SELECTIVE SEROTONIN REUPTAKE INHIBITOR (SSRIS)	H2S	95,450	4.00	\$1,083,664.41
3	OPIOID WITHDRAWAL THERAPY AGENTS, OPIOID-TYPE	H3W	94,036	4.00	\$11,906,479.24
4	PROTON-PUMP INHIBITORS	D4J	92,141	3.90	\$1,524,908.86
5	ANTHYPERLIPIDEMIC-HMGCOA REDUCTASE INHIB (STATINS)	M4D	80,676	3.40	\$959,086.98
6	ANTIHISTAMINES - 2ND GENERATION	Z2Q	80,065	3.40	\$866,535.09
7	NSAIDS, CYCLOOXYGENASE INHIBITOR - TYPE ANALGESICS	S2B	73,581	3.10	\$913,133.29
8	BETA-ADRENERGIC AGENTS, INHALED, SHORT ACTING	B6W	58,227	2.50	\$3,803,742.12
9	BETA-ADRENERGIC BLOCKING AGENTS	J7C	57,203	2.40	\$804,840.16
10	ANTIHYPERTENSIVES, ACE INHIBITORS	A4D	53,033	2.20	\$553,982.70
11	LEUKOTRIENE RECEPTOR ANTAGONISTS	Z4B	46,239	2.00	\$594,018.43
12	VITAMIN D PREPARATIONS	C6D	45,694	1.90	\$432,667.99
13	THYROID HORMONES	P3A	45,040	1.90	\$792,433.43
14	HISTAMINE H2-RECEPTOR INHIBITORS	Z2D	41,490	1.80	\$540,293.12
15	PENICILLIN ANTIBIOTICS	W1A	41,379	1.70	\$590,427.90
16	SKELETAL MUSCLE RELAXANTS	H6H	40,465	1.70	\$517,615.38
17	ANTIHISTAMINES - 1ST GENERATION	Z2P	37,253	1.60	\$491,582.10
18	GLUCOCORTICIDS	P5A	37,221	1.60	\$518,063.56
19	ANTHYPERGLYCEMIC, BIGUANIDE TYPE	C4L	37,091	1.60	\$384,725.49
20	SEROTONIN-NOREPINEPHRINE REUPTAKE-INHIB (SNRIS)	H7C	36,561	1.50	\$577,177.28
21	ANTIPSYCHOTIC, ATYPICAL, DOPAMINE, SEROTONIN ANTAGNST	H7T	35,037	1.50	\$5,010,859.70
22	NASAL ANTI-INFLAMMATORY STEROIDS	Q7P	33,692	1.40	\$631,254.62
23	INSULINS	C4G	33,605	1.40	\$17,992,029.44
24	CALCIUM CHANNEL BLOCKING AGENTS	A9A	32,025	1.40	\$390,661.55
25	OPIOID ANALGESIC AND NON-SALICYLATE ANALGESICS	H3U	31,847	1.30	\$475,829.99
	<b>Totals:</b>		<b>1,373,264</b>	<b>58.00</b>	<b>\$60,014,832.57</b>

**WV POS Quarterly Drug Class Review Top 12 by Rx Count**

Reporting Period From: 07/01/2019 - 09/30/2019

**Reporting Months (3rd Quarter): 07/01/2019 - 09/30/2019**

**Top 12 Therapeutic Classes By Prescription Count**



**Amount Paid**

ANTICONVULSANTS	\$7,658,819.74
SELECTIVE SEROTONIN REUPTAKE INHIBITOR (SSRIS)	\$1,083,664.41
OPIOID WITHDRAWAL THERAPY AGENTS, OPIOID-TYPE	\$11,906,479.24
PROTON-PUMP INHIBITORS	\$1,524,908.86
ANTIHYPERLIPIDEMIC-HMGCOA REDUCTASE INHIB(STATINS)	\$959,086.98
ANTIHISTAMINES - 2ND GENERATION	\$866,535.09
NSAIDS, CYCLOOXYGENASE INHIBITOR - TYPE ANALGESICS	\$913,133.29
BETA-ADRENERGIC AGENTS, INHALED, SHORT ACTING	\$3,803,742.12
BETA-ADRENERGIC BLOCKING AGENTS	\$804,840.16
ANTIHYPERTENSIVES, ACE INHIBITORS	\$553,982.70
LEUKOTRIENE RECEPTOR ANTAGONISTS	\$594,018.43
VITAMIN D PREPARATIONS	\$432,667.99

**Top 25 Therapeutic Classes by Amount Paid**

Report Period from 07/01/2019 thru 09/30/2019

**Reporting Months (3rd Quarter): 7/1/2019-09/30/2019**

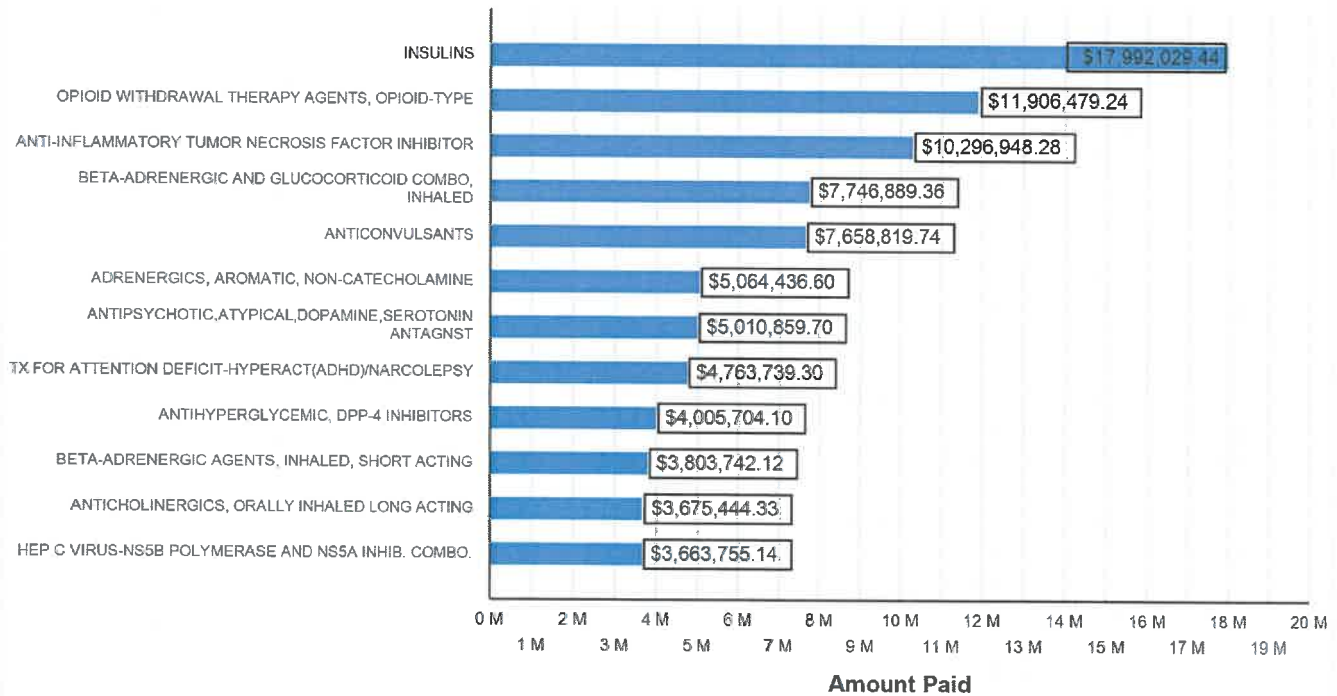
Rank	Therapeutic Class	Therapeutic Class Codes	Amount Paid	% of Total Amount Paid	Prescription Count
1	INSULINS	C4G	\$17,992,029.44	10.00	33,605
2	OPIOID WITHDRAWAL THERAPY AGENTS, OPIOID-TYPE	H3W	\$11,906,479.24	6.60	94,036
3	ANTI-INFLAMMATORY TUMOR NECROSIS FACTOR INHIBITOR	S2J	\$10,296,948.28	5.70	1,788
4	BETA-ADRENERGIC AND GLUCOCORTICOID COMBO, INHALED	B63	\$7,746,889.36	4.30	22,969
5	ANTICONVULSANTS	H4B	\$7,658,819.74	4.30	114,213
6	ADRENERGICS, AROMATIC, NON-CATECHOLAMINE	J5B	\$5,064,436.60	2.80	25,916
7	ANTIPSYCHOTIC, ATYPICAL, DOPAMINE, SEROTONIN ANTAGNIST	H7T	\$5,010,859.70	2.80	35,037
8	TX FOR ATTENTION DEFICIT-HYPERACT(ADHD)/NARCOLEPSY	H2V	\$4,763,739.30	2.70	21,066
9	ANTIHYPERGLYCEMIC, DPP-4 INHIBITORS	C4J	\$4,005,704.10	2.20	9,862
10	BETA-ADRENERGIC AGENTS, INHALED, SHORT ACTING	B6W	\$3,803,742.12	2.10	58,227
11	ANTICHOLINERGICS, ORALLY INHALED LONG ACTING	B61	\$3,675,444.33	2.00	8,991
12	HEP C VIRUS-NS5B POLYMERASE AND NS5A INHIB. COMBO.	W0B	\$3,663,755.14	2.00	165
13	AGENTS TO TREAT MULTIPLE SCLEROSIS	H0E	\$3,073,220.10	1.70	464
14	DIRECT FACTOR XA INHIBITORS	M9V	\$2,832,202.70	1.60	6,937
15	ANTINEOPLASTIC SYSTEMIC ENZYME INHIBITORS	V1Q	\$2,787,194.21	1.60	298
16	BLOOD SUGAR DIAGNOSTICS	M4A	\$2,401,957.07	1.30	23,678
17	CYSTIC FIBROSIS-CFTR POTENTIATOR-CORRECTOR COMBIN.	B0F	\$2,147,483.49	1.20	105
18	ANTIPSORIATIC AGENTS, SYSTEMIC	L1A	\$1,980,828.62	1.10	351
19	ANTI-ALCOHOLIC PREPARATIONS	C0D	\$1,966,222.13	1.10	2,169
20	ANTIPSYCHOTICS, ATYP, D2 PARTIAL AGONIST/5HT MIXED	H7X	\$1,854,327.10	1.00	12,271
21	ARV-NUCLEOSIDE, NUCLEOTIDE RTI, INTEGRASE INHIBITORS	W5X	\$1,829,047.62	1.00	622
22	GROWTH HORMONES	P1A	\$1,812,551.76	1.00	413
23	ANTIHYPERGLY, INCRETIN MIMETIC (GLP-1 RECEPTOR AGONIST)	C4I	\$1,785,537.10	1.00	2,576
24	PROTON-PUMP INHIBITORS	D4J	\$1,524,908.86	0.80	92,141
25	CYSTIC FIB-TRANSMEMBRANE CONDUCT. REG. (CFTR) POTENTIATOR	B0B	\$1,506,069.10	0.80	59
	<b>Totals:</b>		<b>\$113,090,397.21</b>	<b>62.70</b>	<b>567,959</b>



**Top 12 Therapeutic Classes by Amount Paid**  
Reporting Months 3rd Quarter: 7/1/2019-09/30/2019

**Reporting Months (3rd Quarter): 7/1/2019-09/30/2019**

**Top 12 Therapeutic Classes by Amount Paid**



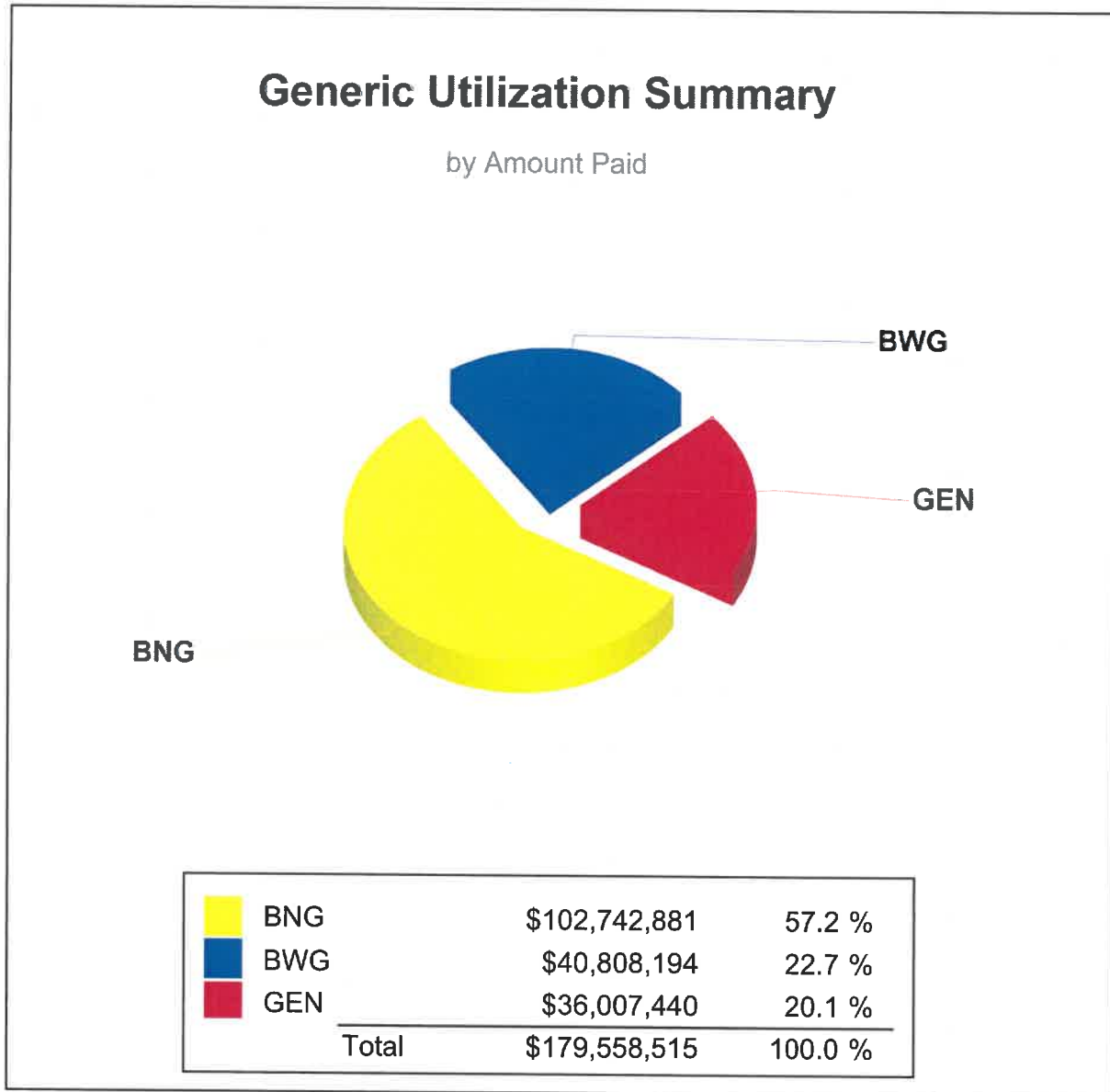
**Prescriptions**

INSULINS	33,605
OPIOID WITHDRAWAL THERAPY AGENTS, OPIOID-TYPE	94,036
ANTI-INFLAMMATORY TUMOR NECROSIS FACTOR INHIBITOR	1,788
BETA-ADRENERGIC AND GLUCOCORTICOID COMBO, INHALED	22,969
ANTICONVULSANTS	114,213
ADRENERGICS, AROMATIC, NON-CATECHOLAMINE	25,916
ANTIPSYCHOTIC, ATYPICAL, DOPAMINE, SEROTONIN ANTAGONIST	35,037
TX FOR ATTENTION DEFICIT-HYPERACT(ADHD)/NARCOLEPSY	21,066
ANTIHYPERGLYCEMIC, DPP-4 INHIBITORS	9,862
BETA-ADRENERGIC AGENTS, INHALED, SHORT ACTING	58,227
ANTICHOLINERGICS, ORALLY INHALED LONG ACTING	8,991
HEP C VIRUS-NS5B POLYMERASE AND NS5A INHIB. COMBO.	165

**Pharmacy Generic Utilization Summary by Amount Paid**

Reporting Month 3rd Quarter: 7/1/2019-09/30/2019

Reporting Months (3rd Quarter): 7/1/2019-09/30/2019



**BNG = Brand With no Generic Available**

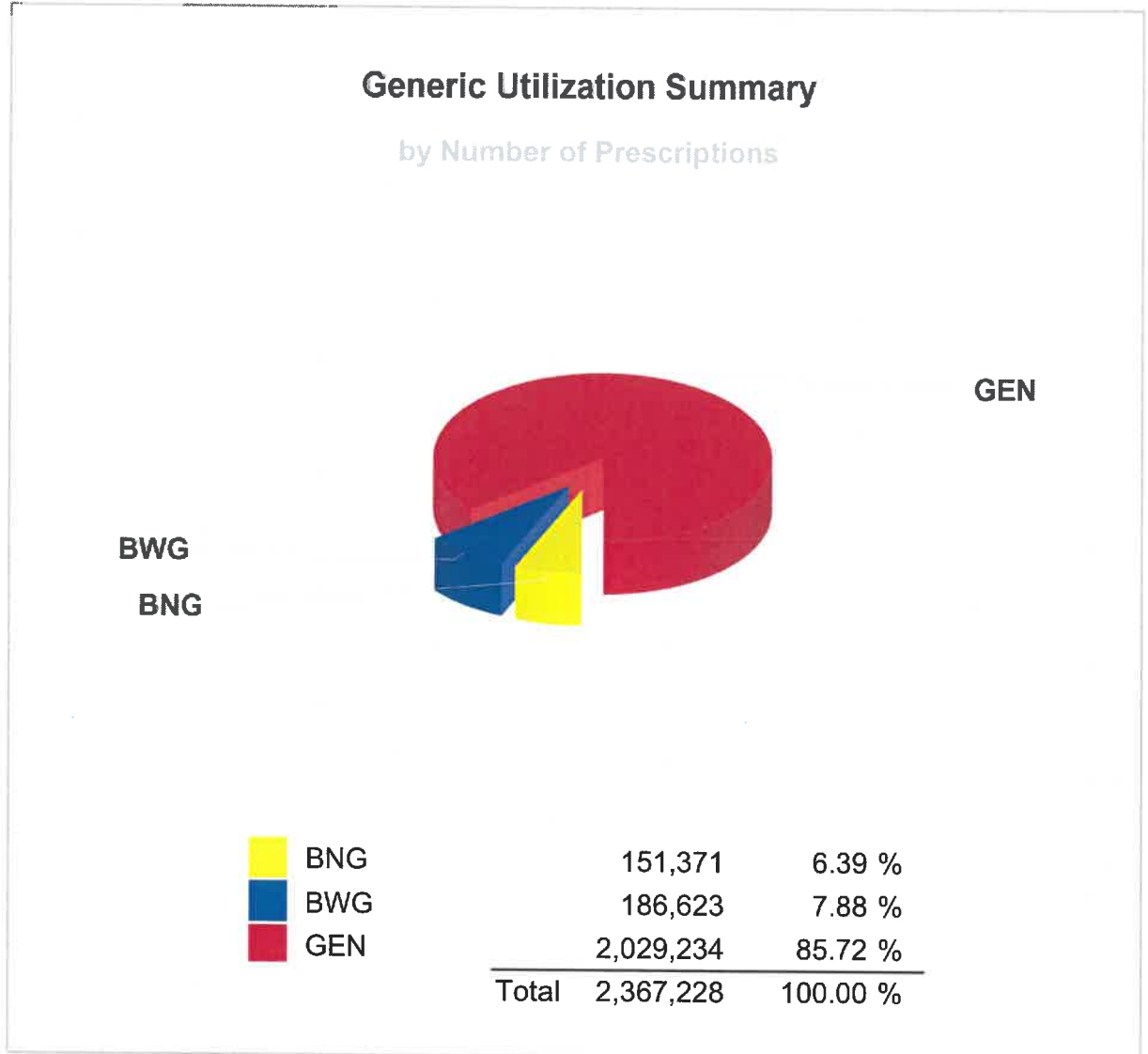
**BWG = Brand Dispensed when Generic Available**

**GEN = Generic**

**Pharmacy Generic Utilization Summary By Number Of Prescriptions**

Report Period from 07/01/2019 thru 09/30/2019

Reporting Months (3rd Quarter): 7/1/2019-09/30/2019



**BNG = Brand With no Generic Available**

**BWG = Brand Dispensed when Generic Available**

**GEN = Generic**

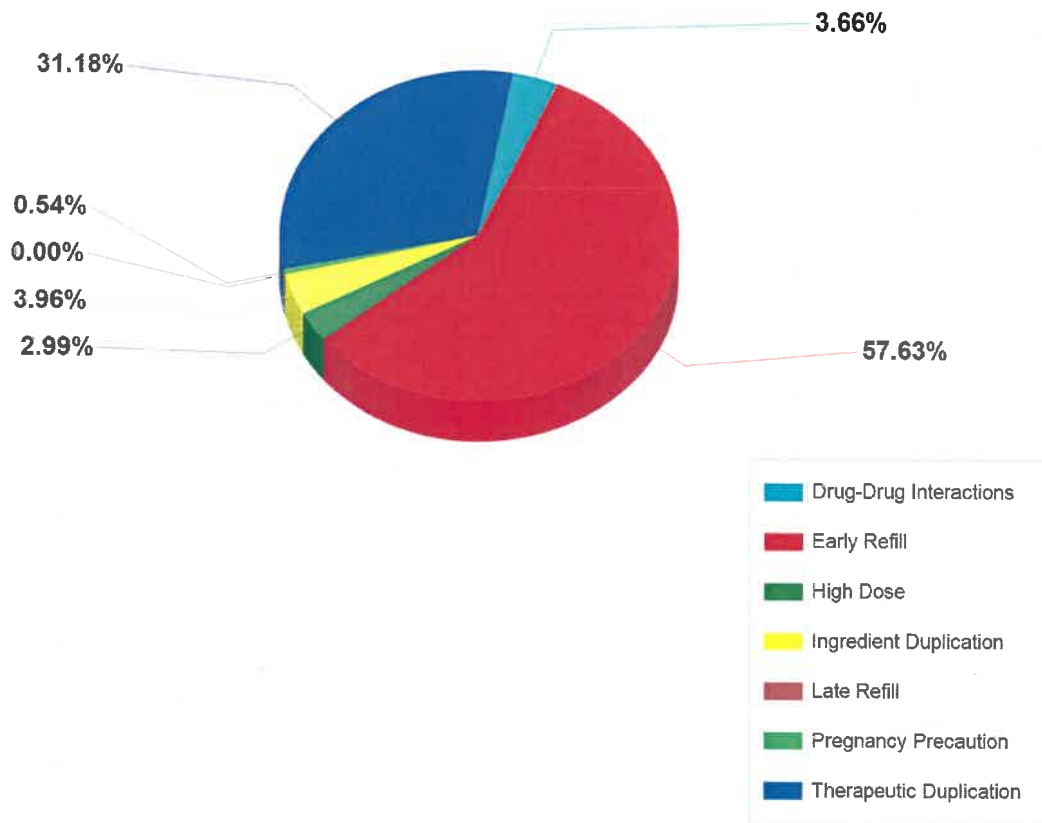


**Pharmacy DUR Savings - QUARTERLY**

Report Period from 07/01/2019 thru 09/30/2019

**Reporting Months (3rd Quarter) : 7/1/2019 - 9/30/2019**

**DUR SAVINGS**



Code	Description	Amount Saved	% of Savings
DD	Drug-Drug Interactions	\$898,604.45	4.00
ER	Early Refill	\$14,131,997.48	58.00
HD	High Dose	\$734,897.84	3.00
ID	Ingredient Duplication	\$972,382.36	4.00
LR	Late Refill	\$0.00	0.00
PG	Pregnancy Precaution	\$134,513.90	1.00
TD	Therapeutic Duplication	\$7,647,805.50	31.00
	<b>Totals:</b>	<b>\$24,520,201.53</b>	<b>100.00</b>