

Rational Drug Therapy Program

WVBMS Drug Utilization Board

February 25, 2015

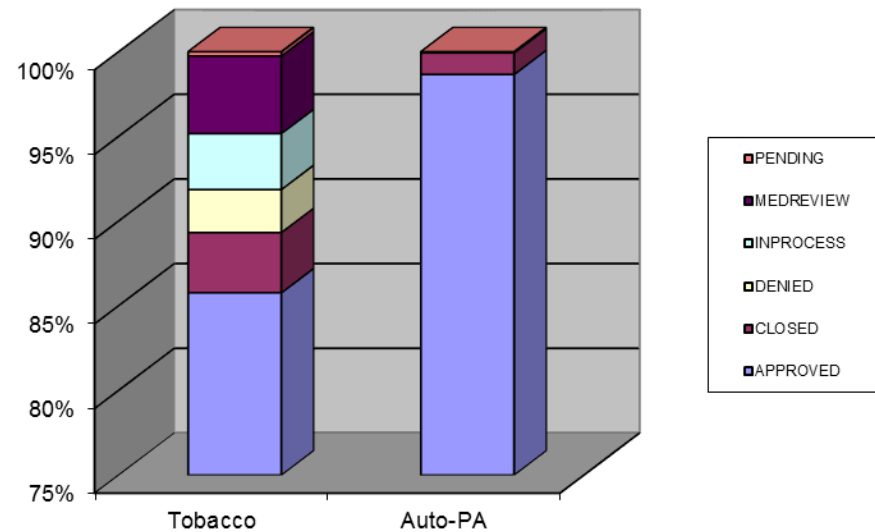
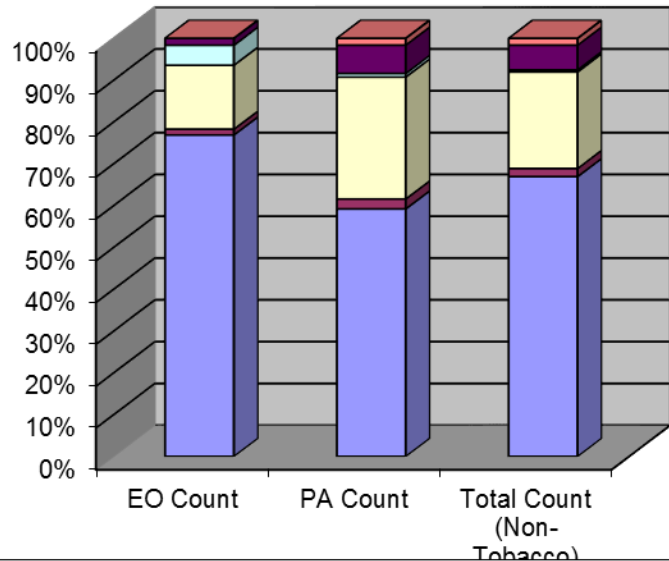
Presented by Stephen A. Small, M.S., R.Ph.

West Virginia University School of Pharmacy



November 2014 Program Summary

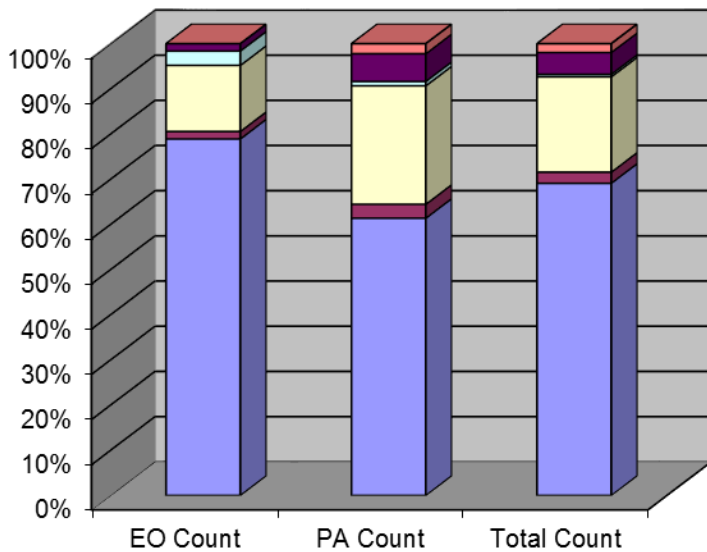
EO/PA Status	Count	% EO Total	PA Count	% PA Total	Total Count	% of Total
APPROVED	3604	76.88%	3566	57.35%	7170	65.74%
CALLTRACK	0	0.00%	196	3.15%	196	1.80%
CLOSED	65	1.39%	143	2.30%	208	1.91%
DENIED	717	15.29%	1756	28.24%	2473	22.68%
INPROCESS	1	4.78%	52	0.84%	53	0.49%
MEDREVIEW	224	1.64%	408	6.56%	632	5.79%
PENDING	77	1.64%	97	1.56%	174	1.60%
Total Program	4688	40.05%	6218	53.13%	10906	93.18%
# Member ID# s	4510	1.04	6026	1.03	10536	1.04



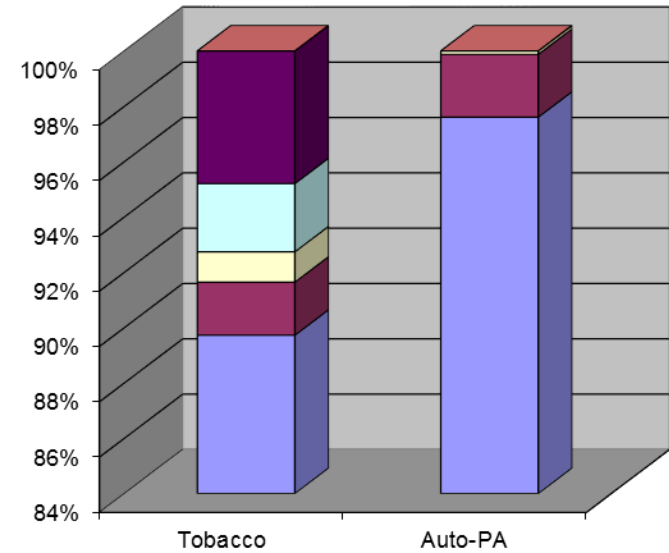
■ APPROVED
 ■ CLOSED
 ■ DENIED
 ■ INPROCESS
 ■ MEDREVIEW
 ■ PENDING

December 2014 Program Summary

EO/PA Status	EO Count	% of EO Total	PA Count	% of PA Total	Total Count	% of Total
APPROVED	4523	78.89%	4447	59.26%	8970	67.76%
CALLTRACK	0	0.00%	258	3.44%	258	1.95%
CLOSED	94	1.64%	224	2.99%	318	2.40%
DENIED	839	14.63%	1899	25.31%	2738	20.68%
INPROCESS	2	3.16%	70	0.93%	72	0.54%
MEDREVIEW	181	1.64%	445	5.93%	626	4.73%
PENDING	94	1.64%	161	2.15%	255	1.93%
Total Program	5733	41.00%	7504	53.67%	13237	94.66%
# Member ID# s	5521	1.04	7211	1.04	12732	1.04



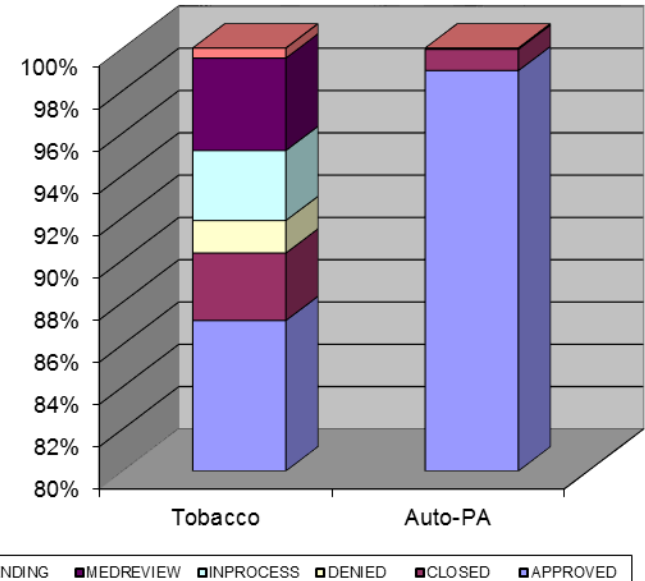
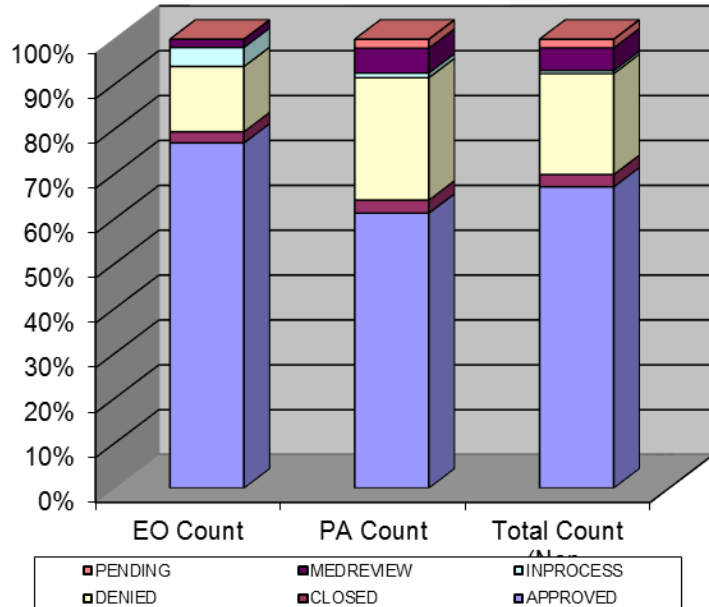
■ PENDING ■ MEDREVIEW ■ INPROCESS ■ DENIED ■ CLOSED ■ APPROVED



■ PENDING ■ MEDREVIEW ■ INPROCESS ■ DENIED ■ CLOSED ■ APPROVED

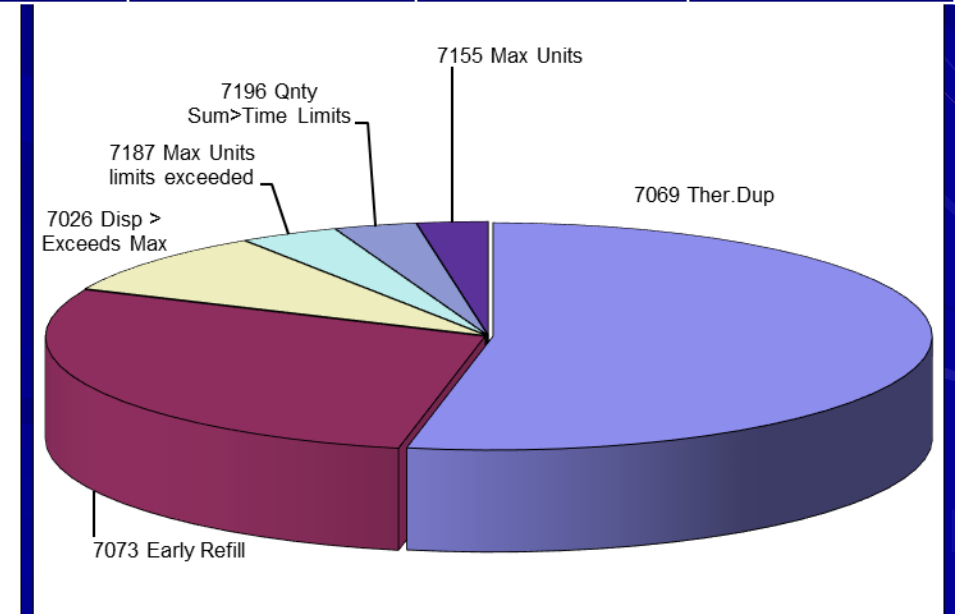
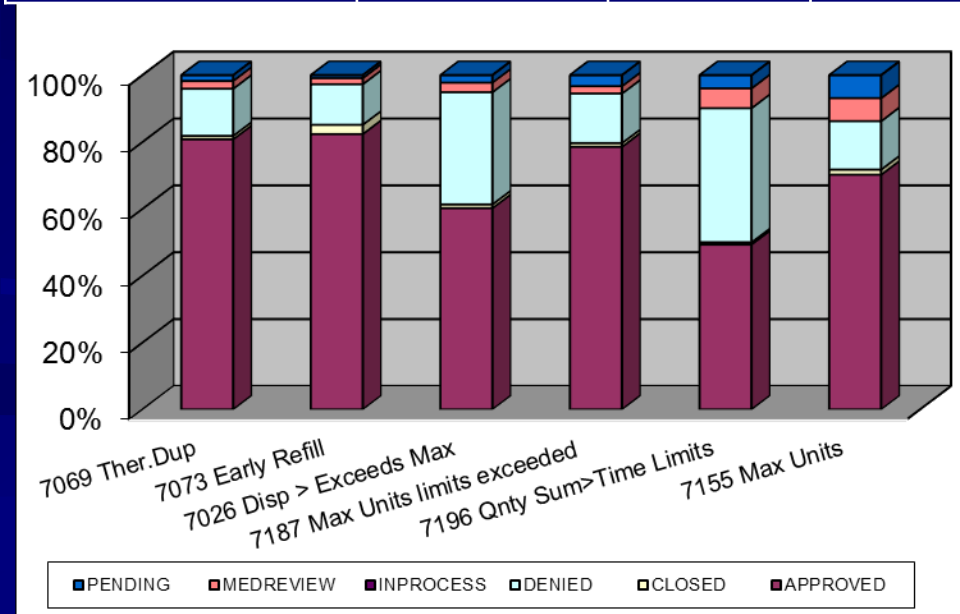
January 2015 Program Summary

EO/PA Status	EO Count	% of EO Total	PA Count	% of PA Total	Total Count	% of Total
APPROVED	3946	76.86%	5236	59.59%	9182	65.96%
CALLTRACK	0	0.00%	242	2.75%	242	1.74%
CLOSED	128	2.49%	247	2.81%	375	2.69%
DENIED	746	14.53%	2331	26.53%	3077	22.10%
INPROCESS	3	4.25%	88	1.00%	91	0.65%
MEDREVIEW	218	1.81%	474	5.39%	692	4.97%
PENDING	93	1.81%	169	1.92%	262	1.88%
Total Program	5134	34.72%	8787	59.42%	13921	94.14%
# Member ID# s	4911	1.05	8496	1.03	13407	1.04



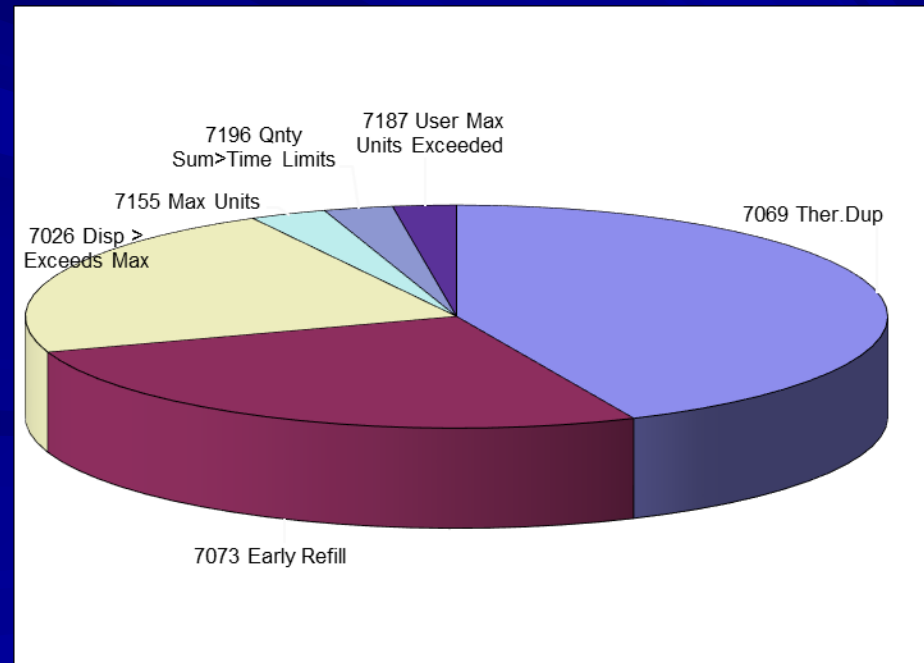
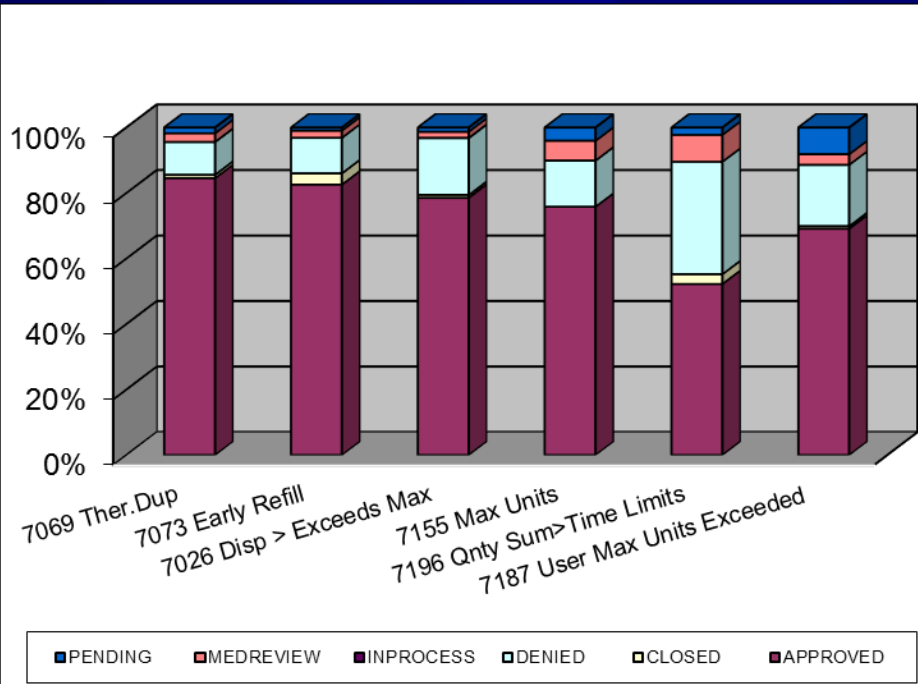
November 2014 Edit Overrides (EO)

EOStatus	7069 Ther.Dup	7073 Early Refill	7026 Disp > Exceeds Max	7196 Qnty Sum>Time Limits	7155 Max Units	7187 User Max Units Exceeded
APPROVED	83.09%	82.84%	65.27%	50.38%	80.77%	75.51%
CLOSED	1.22%	1.93%	0.88%	3.82%	0.00%	0.00%
DENIED	10.21%	11.36%	28.98%	38.17%	9.62%	16.33%
INPROCESS	0.00%	0.08%	0.00%	0.00%	0.00%	0.00%
MEDREVIEW	3.56%	2.74%	3.32%	6.87%	4.81%	5.10%
PENDING	1.92%	1.05%	1.55%	0.76%	4.81%	3.06%
Total EO's	2135	1241	452	131	104	98



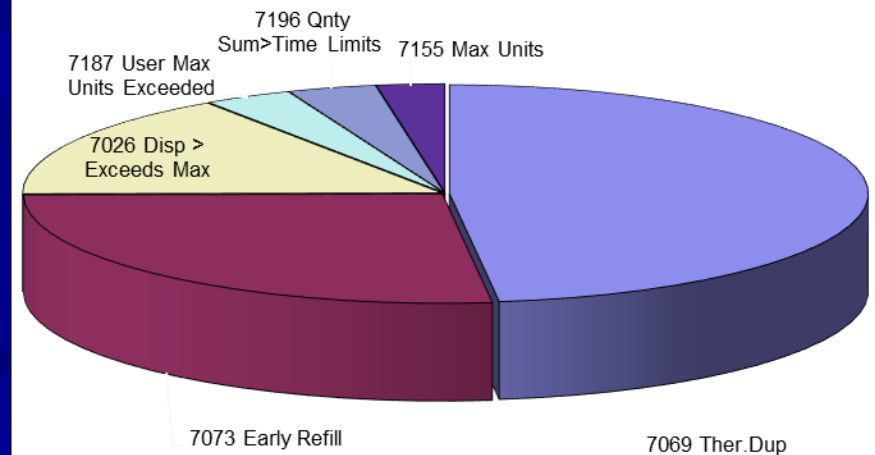
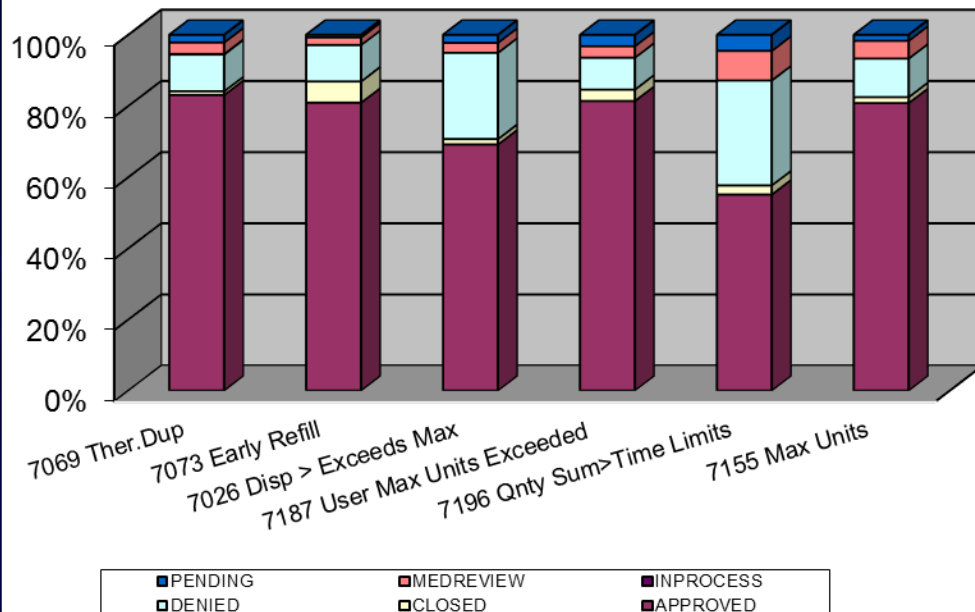
December 2014 Edit Overrides (EO)

EO Status	7069 Ther.Dup	7073 Early Refill	7026 Disp > Exceeds Max	7155 Max Units	7196 Qnty Sum>Time Limits	7187 User Max Units Exceeded
APPROVED	84.55%	82.59%	78.57%	75.84%	52.24%	69.11%
CLOSED	1.03%	3.42%	0.86%	0.00%	2.99%	0.81%
DENIED	10.00%	10.85%	17.37%	14.09%	34.33%	18.70%
INPROCESS	0.04%	0.00%	0.09%	0.00%	0.00%	0.00%
MEDREVIEW	2.63%	2.18%	1.82%	6.04%	8.21%	3.25%
PENDING	1.74%	0.95%	1.30%	4.03%	2.24%	8.13%
Total EO's	2240	1373	1157	149	134	123



January 2015 Edit Overrides (EO)

EO Status	7069 Ther.Dup	7073 Early Refill	7026 Disp > Exceeds Max	7187 User Max Units Exceeded	7196 Qty Sum>Time Limits	7155 Max Units
APPROVED	83.10%	80.93%	69.19%	81.41%	55.13%	80.83%
CLOSED	1.05%	5.97%	1.54%	3.21%	2.56%	1.67%
DENIED	10.34%	10.23%	24.23%	8.97%	29.49%	10.83%
INPROCESS	0.14%	0.00%	0.00%	0.00%	0.00%	0.00%
MEDREVIEW	3.23%	2.13%	2.80%	3.21%	8.33%	5.00%
PENDING	2.14%	0.74%	2.24%	3.21%	4.49%	1.67%
Total EO's	2195	1222	714	156	156	120



Top 10 Therapy Duplication Classes

HIC3	Definition
H3A	ANALGESICS, NARCOTICS
H2S	SELECTIVE SEROTONIN REUPTAKE INHIBITOR (SSRIS)
H7C	SEROTONIN-NOREPINEPHRINE REUPTAKE-INHIB (SNRIS)
S2B	NSAIDS, CYCLOOXYGENASE INHIBITOR TYPE
A4D	HYPOTENSIVES, ACE INHIBITORS
D4J	PROTON-PUMP INHIBITORS
H6H	SKELETAL MUSCLE RELAXANTS
M4E	LIPOTROPICS
A4F	HYPOTENSIVES, ANGIOTENSIN RECEPTOR ANTAGONIST
H2E	SEDATIVE-HYPNOTICS, NON-BARBITURATE

Top 20 Duplications (January)

GCN Seqno	Drug Name	Drug Strength
047430	HYDROCODONE/ACETAMINOPHEN	5 MG-325MG
046404	VENLAFAXINE HCL	75 MG
004222	OXYCODONE HCL/ACETAMINOPHEN	5 MG-325MG
046214	FLUOXETINE HCL	20 MG
047431	HYDROCODONE/ACETAMINOPHEN	7.5-325MG
057892	DULOXETINE HCL	30 MG
048977	OXYCODONE HCL/ACETAMINOPHEN	10MG-325MG
046229	SERTRALINE HCL	100 MG
030623	HYDROCODONE/ACETAMINOPHEN	10MG-325MG
027462	PANTOPRAZOLE SODIUM	40 MG
057893	DULOXETINE HCL	60 MG
046204	CITALOPRAM HYDROBROMIDE	40 MG
050760	ESCITALOPRAM OXALATE	20 MG
000391	LISINOPRIL	20 MG
046405	VENLAFAXINE HCL	150 MG
046228	SERTRALINE HCL	50 MG
043137	OMEPRAZOLE	40 MG
000392	LISINOPRIL	40 MG
029157	MELOXICAM	15 MG
046215	FLUOXETINE HCL	40 MG

Top 20 Early Refills (January)

GCN Seqno	Drug Name	Drug Strength
021414	GABAPENTIN	300 MG
021415	GABAPENTIN	400 MG
019103	IMMUNE GLOBULIN,GAMMA(IGG)	10 %
006373	BLOOD SUGAR DIAGNOSTIC	
046229	SERTRALINE HCL	100 MG
023139	TRAMADOL HCL	50 MG
066636	BUPRENORPHINE HCL/NALOXONE HCL	8 MG-2 MG
047430	HYDROCODONE/ACETAMINOPHEN	5 MG-325MG
028090	ALBUTEROL SULFATE	90 MCG
004560	CLONAZEPAM	0.5 MG
062867	INSULIN GLARGINE,HUM.REC.ANLOG	100/ML (3)
000346	CLONIDINE HCL	0.1 MG
021413	GABAPENTIN	100 MG
046228	SERTRALINE HCL	50 MG
003775	ALPRAZOLAM	1 MG
004222	OXYCODONE HCL/ACETAMINOPHEN	5 MG-325MG
008209	FUROSEMIDE	40 MG
046241	TRAZODONE HCL	50 MG
046404	VENLAFAXINE HCL	75 MG
013318	METFORMIN HCL	500 MG

Top 20 Exceeds Max Allowed (Jan)

GCN Seqno	Drug Name	Drug Strength
027462	PANTOPRAZOLE SODIUM	40 MG
046405	VENLAFAXINE HCL	150 MG
021414	GABAPENTIN	300 MG
043137	OMEPRAZOLE	40 MG
021415	GABAPENTIN	400 MG
033530	OMEPRAZOLE	20 MG
048702	DEXTROAMPHETAMINE/AMPHETMN	20 MG
046213	FLUOXETINE HCL	10 MG
046451	MIRTAZAPINE	30 MG
046404	VENLAFAXINE HCL	75 MG
046403	VENLAFAXINE HCL	37.5 MG
057892	DULOXETINE HCL	30 MG
057893	DULOXETINE HCL	60 MG
048703	DEXTROAMPHETAMINE/AMPHETMN	30 MG
050760	ESCITALOPRAM OXALATE	20 MG
004027	METHYLPHENIDATE HCL	20 MG
004026	METHYLPHENIDATE HCL	10 MG
034359	DEXTROAMPHETAMINE/AMPHETMN	30 MG
017026	CLOBAZAM	10 MG
041805	GABAPENTIN	600 MG

Top 20 Quantity/Time Limit (Jan)

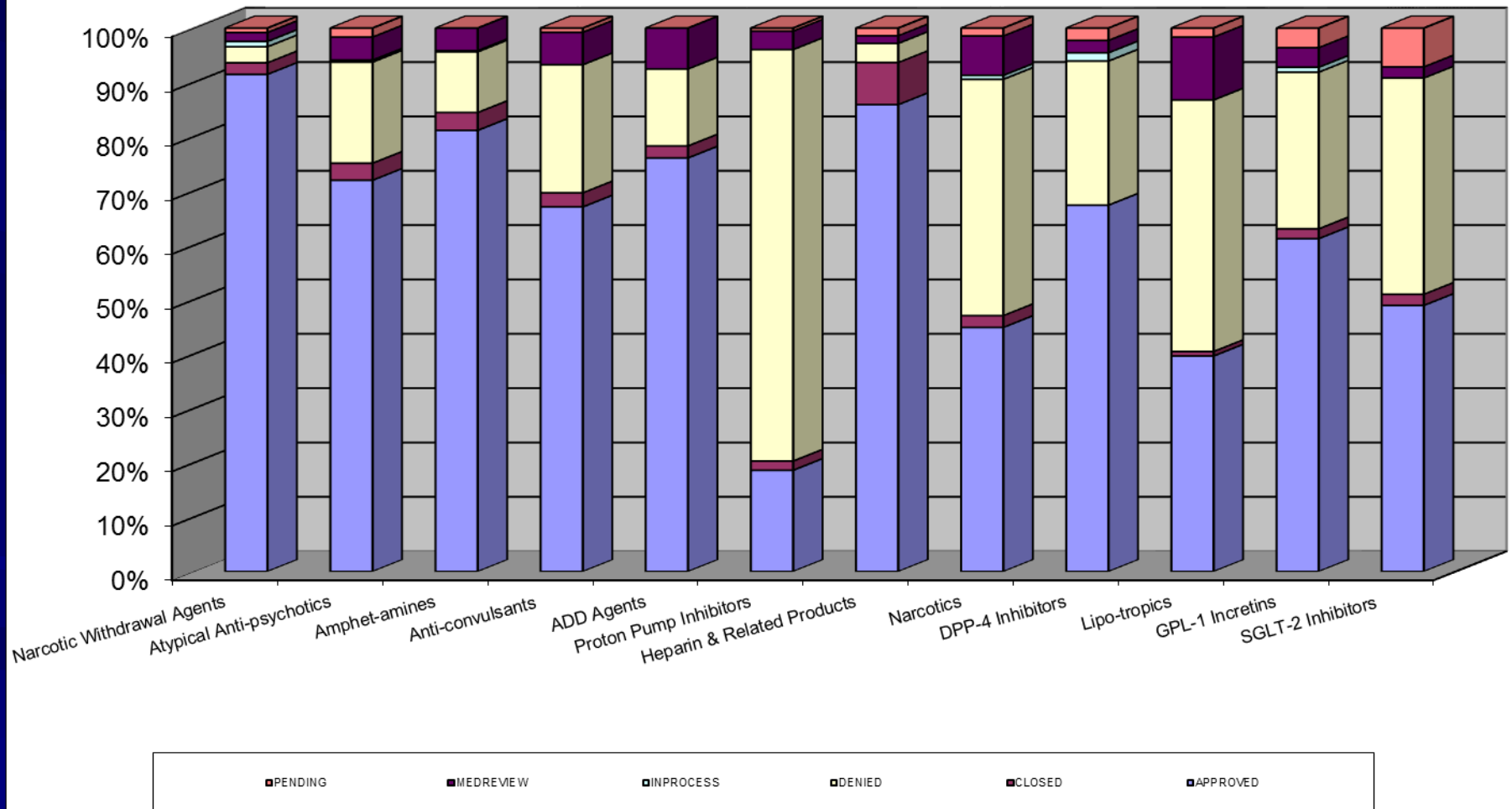
GCN Seqno	Drug Name	Drug Strength	Count
005039	ALBUTEROL SULFATE	2.5 MG/3ML	9
016392	ONDANSETRON HCL	4 MG	9
009537	NYSTATIN	100000/ML	8
047431	HYDROCODONE/ACETAMINOPHEN	7.5-325MG	8
008334	COLCHICINE	0.6 MG	7
030623	HYDROCODONE/ACETAMINOPHEN	10MG-325MG	7
047430	HYDROCODONE/ACETAMINOPHEN	5 MG-325MG	7
048977	OXYCODONE HCL/ACETAMINOPHEN	10MG-325MG	6
005258	COLLAGENASE CLOSTRIDIUM HIST.	250 UNIT/G	6
043706	OSELTAMIVIR PHOSPHATE	75 MG	6
051913	APREPITANT	125MG-80MG	5
026098	MEDROXYPROGESTERONE ACETATE	150 MG/ML	5
041563	ONDANSETRON	8 MG	4
041562	ONDANSETRON	4 MG	4
026721	AZITHROMYCIN	250 MG	4
022141	FLUCONAZOLE	150 MG	4
016393	ONDANSETRON HCL	8 MG	4
022624	AZITHROMYCIN	500 MG	4
046474	OXYCODONE HCL	15 MG	4
048976	OXYCODONE HCL/ACETAMINOPHEN	7.5-325MG	3

November 2014 PAs

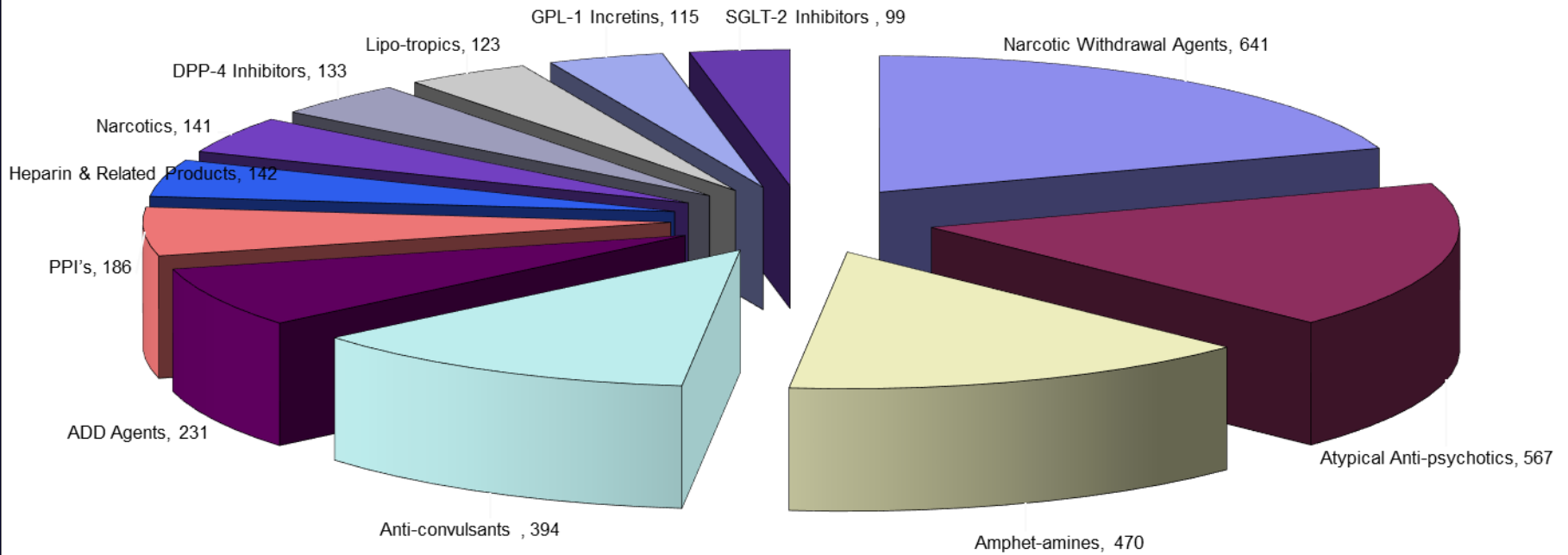
Status	Narcotic Withdrawal Agents	Atypical Anti-psychotics	Amphetamines	Anti-convulsants	ADD Agents	Proton Pump Inhibitors
APPROVED	87.21%	68.96%	78.94%	65.74%	74.46%	17.74%
CALLTRACK	4.68%	4.23%	2.77%	2.03%	2.16%	4.84%
CLOSED	2.03%	3.00%	3.19%	2.54%	2.16%	1.61%
DENIED	2.81%	17.81%	10.85%	23.10%	13.85%	72.04%
INPROCESS	0.94%	0.35%	0.21%	0.00%	0.00%	0.00%
MEDREVIEW	1.56%	4.06%	4.04%	5.84%	7.36%	3.23%
PENDING	0.78%	1.59%	0.00%	0.76%	0.00%	0.54%
Totals	641	567	470	394	231	186

Status	Heparin & Related Products	Narcotics	DPP-4 Inhibitors	Lipo-tropics	GPL-1 Incretins	SGLT-2 Inhibitors
APPROVED	85.92%	43.97%	66.92%	39.02%	59.13%	48.48%
CALLTRACK	0.00%	2.13%	0.75%	1.63%	3.48%	1.01%
CLOSED	7.75%	2.13%	0.00%	0.81%	1.74%	2.02%
DENIED	3.52%	42.55%	26.32%	45.53%	27.83%	39.39%
INPROCESS	0.00%	0.71%	1.50%	0.00%	0.87%	0.00%
MEDREVIEW	1.41%	7.09%	2.26%	11.38%	3.48%	2.02%
PENDING	1.41%	1.42%	2.26%	1.63%	3.48%	7.07%
Totals	142	141	133	123	115	99

November 2014 PA Status Graph



November 2014 PA Distribution

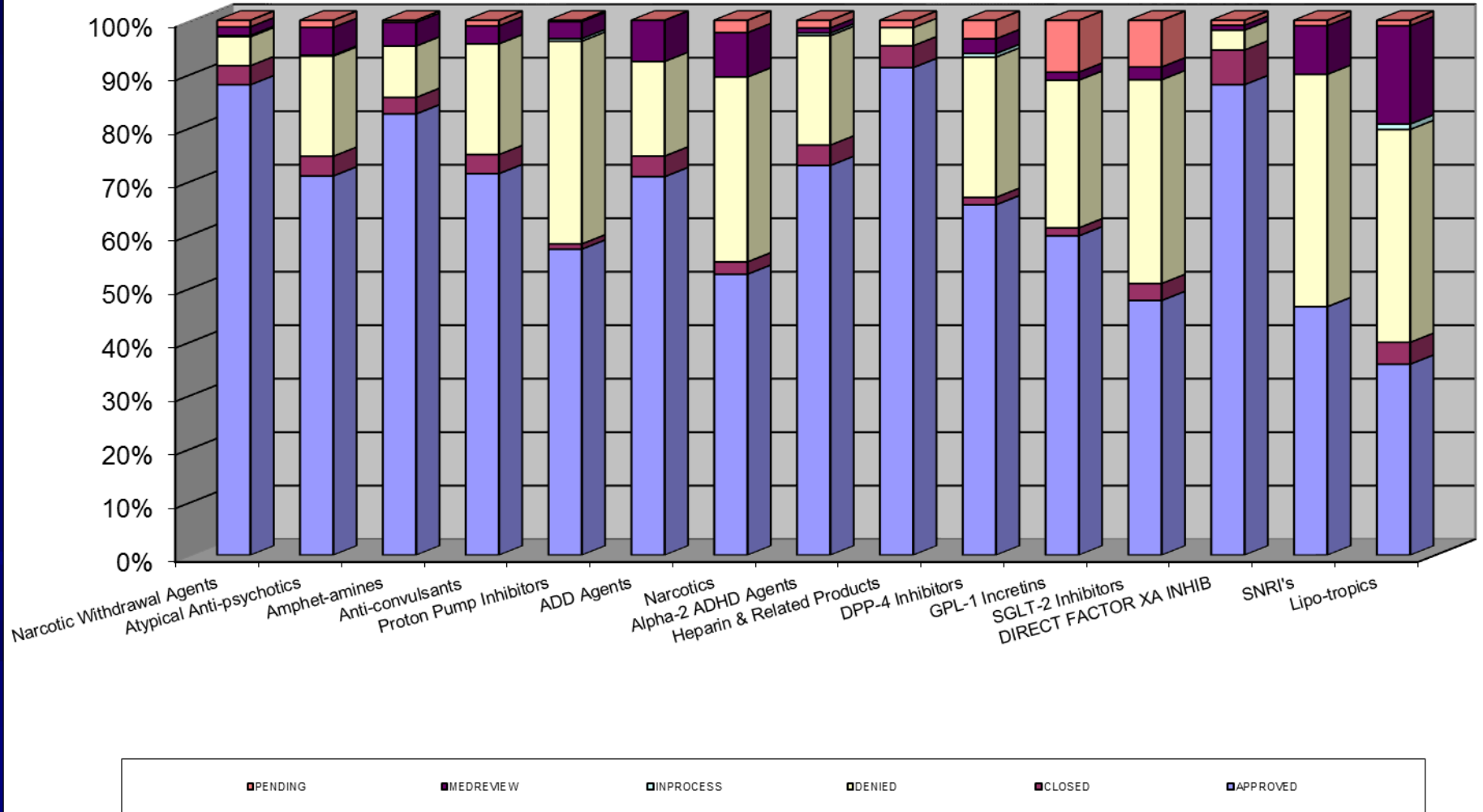


December 2014 PAs

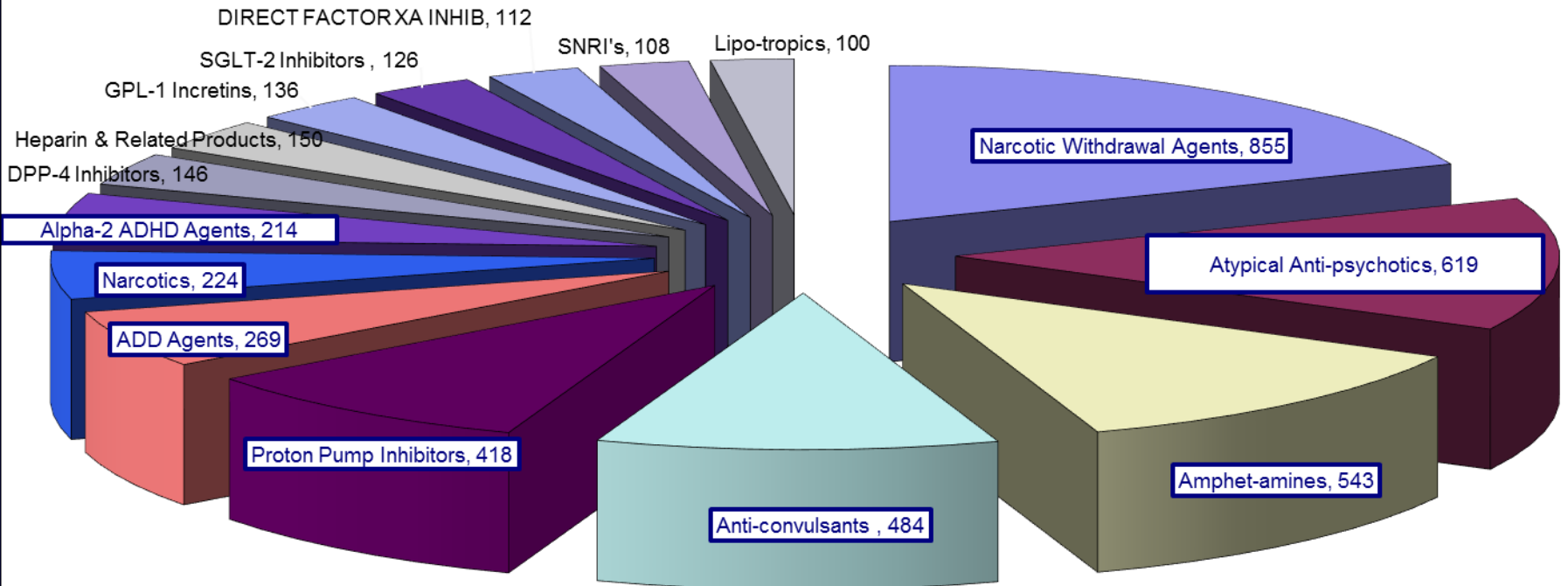
Status	Narcotic Withdrawal Agents	Atypical Anti-psychotics	Amphetamines	Anti-convulsants	Proton Pump Inhibitors	ADD Agents	Narcotics
APPROVED	83.63%	68.50%	79.01%	70.45%	55.98%	68.40%	50.89%
CALLTRACK	4.91%	3.39%	4.24%	1.24%	2.15%	3.35%	3.13%
CLOSED	3.39%	3.55%	2.95%	3.51%	0.96%	3.72%	2.23%
DENIED	5.15%	18.09%	9.21%	20.45%	37.08%	17.10%	33.48%
INPROCESS	0.23%	0.16%	0.00%	0.00%	0.48%	0.00%	0.00%
MEDREVIEW	1.52%	5.01%	4.24%	3.31%	3.11%	7.43%	8.04%
PENDING	1.17%	1.29%	0.37%	1.03%	0.24%	0.00%	2.23%
Totals	855	619	543	484	418	269	224

Status	Alpha-2 ADHD Agents	Heparin & Related Products	DPP-4 Inhibitors	GPL-1 Incretins	SGLT-2 Inhibitors	DIRECT FACTOR XA INHIB	SNRI's	Lipo-tropics
APPROVED	71.50%	89.33%	65.07%	58.82%	47.62%	84.82%	42.59%	35.00%
CALLTRACK	1.87%	2.00%	0.68%	1.47%	0.00%	3.57%	8.33%	2.00%
CLOSED	3.74%	4.00%	1.37%	1.47%	3.17%	6.25%	0.00%	4.00%
DENIED	20.09%	3.33%	26.03%	27.21%	38.10%	3.57%	39.81%	39.00%
INPROCESS	0.47%	0.00%	0.68%	0.00%	0.00%	0.00%	0.00%	1.00%
MEDREVIEW	0.93%	0.00%	2.74%	1.47%	2.38%	0.89%	8.33%	18.00%
PENDING	1.40%	1.33%	3.42%	9.56%	8.73%	0.89%	0.93%	1.00%
Totals	214	150	146	136	126	112	108	100

November 2014 PA Status Graph



November 2014 PA Distribution

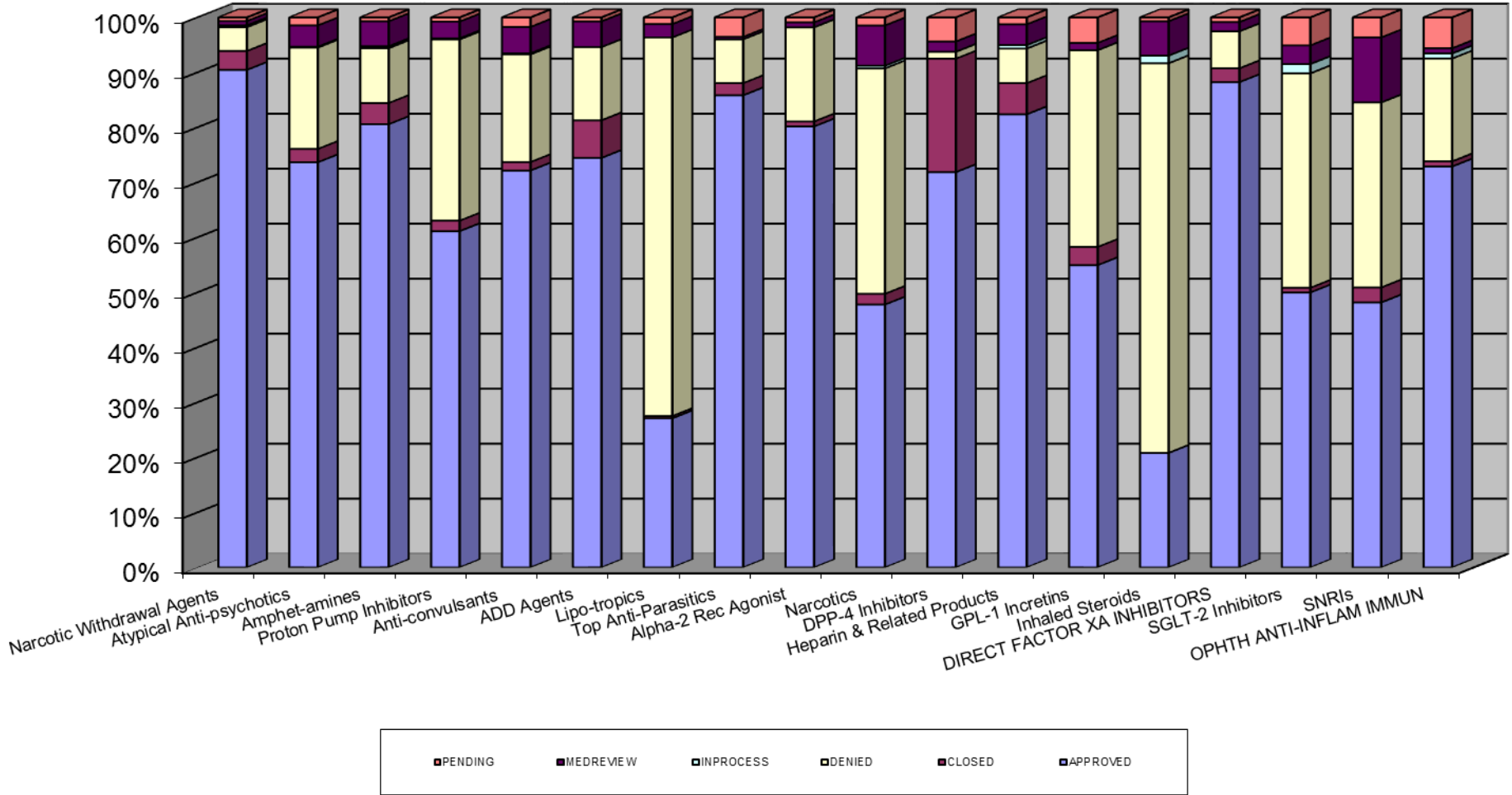


January 2015 PAs

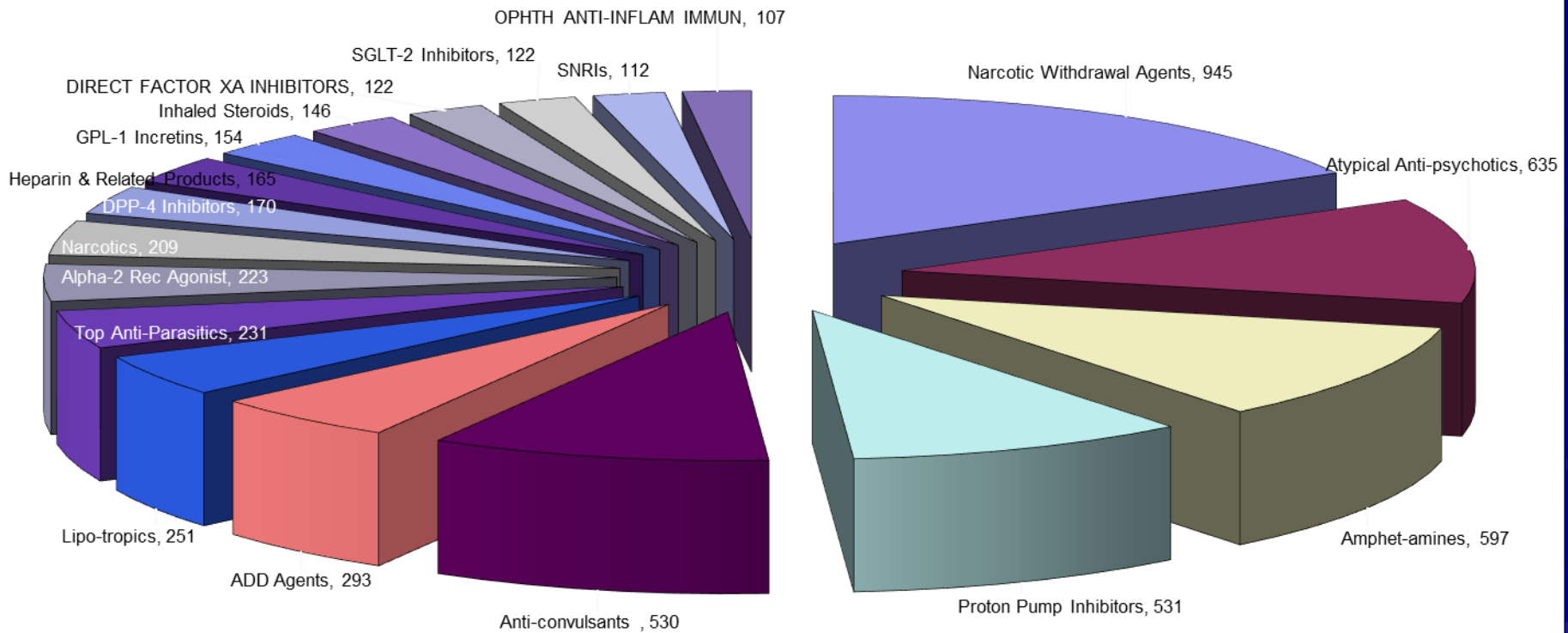
Status	Narcotic Withdrawal Agents	Atypical Anti-psychotics	Amphetamines	Proton Pump Inhibitors	Anti-convulsants	ADD Agents	Lipo-tropics	Top Anti-Parasitics	Alpha-2 Rec Agonist
APPROVED	86.35%	71.81%	77.22%	60.45%	70.94%	70.65%	26.69%	83.98%	79.82%
CALLTRACK	4.55%	2.52%	4.19%	1.13%	1.70%	5.12%	1.59%	2.16%	0.45%
CLOSED	3.28%	2.36%	3.69%	1.88%	1.51%	6.48%	0.40%	2.16%	0.90%
DENIED	4.13%	17.95%	9.55%	32.58%	19.25%	12.63%	67.73%	7.79%	17.04%
INPROCESS	0.32%	0.16%	0.34%	0.19%	0.19%	0.00%	0.00%	0.00%	0.00%
MEDREVIEW	0.74%	3.78%	4.36%	3.01%	4.72%	4.44%	2.39%	0.43%	0.90%
PENDING	0.63%	1.42%	0.67%	0.75%	1.70%	0.68%	1.20%	3.46%	0.90%
Totals	945	635	597	531	530	293	251	231	223

Status	Narcotics	DPP-4 Inhibitors	Heparin & Related Products	GPL-1 Incretins	Inhaled Steroids	Direct Factor XA INHIBIT	SGLT-2 Inhibitors	SNRIs	Ophth Anti-Inflam. Immune
APPROVED	46.89%	67.65%	80.86%	53.90%	20.55%	86.07%	48.36%	47.32%	72.90%
CALLTRACK	1.91%	5.88%	1.85%	1.95%	1.37%	2.46%	3.28%	1.79%	0.00%
CLOSED	1.91%	19.41%	5.56%	3.25%	0.00%	2.46%	0.82%	2.68%	0.93%
DENIED	40.19%	1.18%	6.17%	35.06%	69.86%	6.56%	37.70%	33.04%	18.69%
INPROCESS	0.48%	0.00%	0.62%	0.00%	1.37%	0.00%	1.64%	0.00%	0.93%
MEDREVIEW	7.18%	1.76%	3.70%	1.30%	6.16%	1.64%	3.28%	11.61%	0.93%
PENDING	1.44%	4.12%	1.23%	4.55%	0.68%	0.82%	4.92%	3.57%	5.61%
Totals	209	170	165	154	146	122	122	112	107

January 2015 PA Status Graph



January 2015 PA Distribution



Issues

■ Any Questions?