


West Virginia Pharmacy Services



Drug Utilization Review 1st Quarter 2019

Prepared by :



DUR Quarterly Overall Summary Report

Report Period from 01/01/2019 thru 03/31/2019

Categories	1st Qtr 2019	1st Qtr 2018	% Change
Total Paid Amount	\$175,346,837.79	\$173,701,778.55	0.95
Eligible Members	467,877	489,940	-4.50
Utilizing Eligibles	268,118	277,176	-3.27
Total # Prescriptions	2,425,143	2,495,207	-2.81
Cost per Utilizing Member	\$653.99	\$626.68	4.36
Average # Prescriptions per Utilizer	9	9	0.00
Average Cost per Prescription	\$72.30	\$69.61	3.86
# Generic Prescriptions	2,090,577	2,162,284	-3.32
% Generic Prescriptions	86	86	0.00
Total Cost - Generics	\$37,457,409.27	\$39,776,745.10	-5.83
Average Generic Prescription Cost	\$17.92	\$18.40	-2.60
Average Days Supply - Generics	24	24	0.00
# Brand Prescriptions	334,566	332,923	0.49
% Brand Prescriptions	13.00	13.00	0.00
Total Cost - Brand	\$137,889,428.52	\$133,925,033.45	2.96
Average Brand Prescription Cost	\$412.14	\$402.27	2.45
Average Days Supply - Brand	22	22	0.00
Rebates Collected	\$123,692,695.23	\$66,184,878.30	86.89

Top 25 Therapeutic Classes By Prescription Count

Report Period from 01/01/2019 thru 03/31/2019

Reporting Months (1st Quarter) 01/01/2019 - 03/31/2019

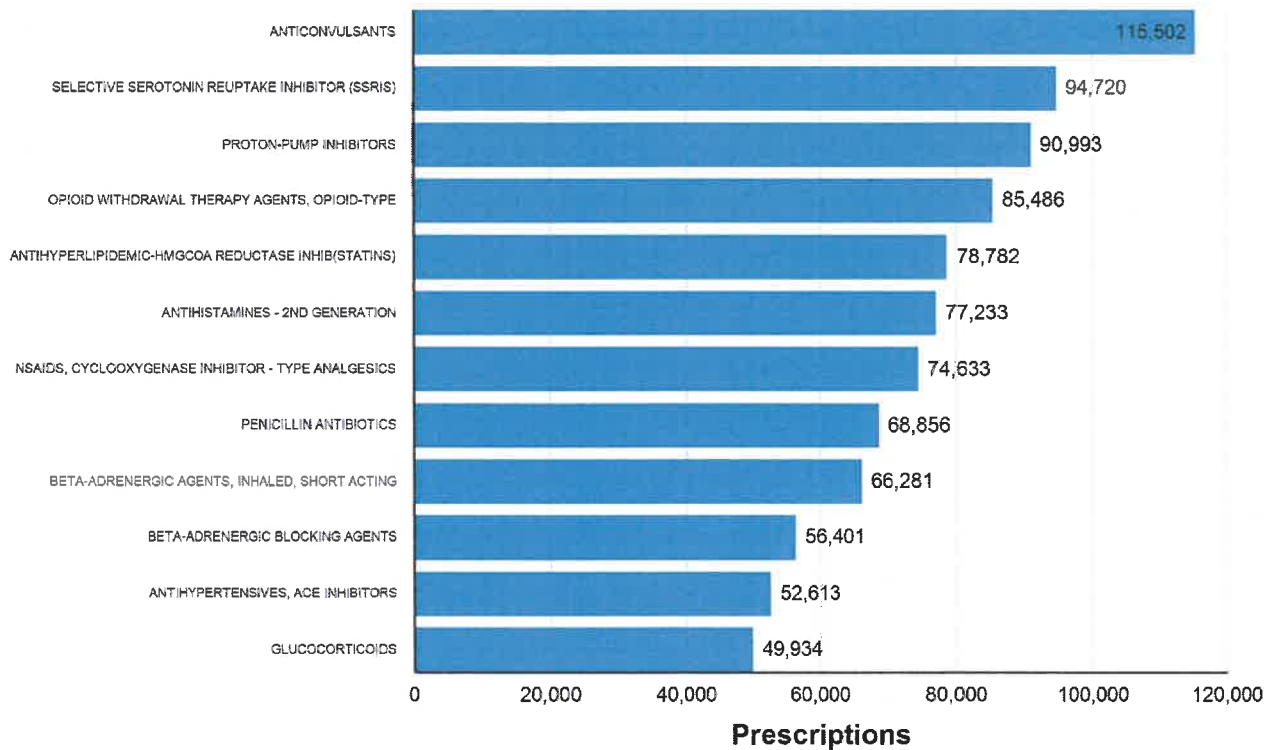
Rank	Therapeutic Class	Therapeutic Class Code	Prescription Count	% of Total Prescription Count	Amount Paid
1	ANTICONVULSANTS	H4B	115,508	4.70	\$7,492,751.52
2	SELECTIVE SEROTONIN REUPTAKE INHIBITOR (SSRIS)	H2S	94,725	3.90	\$1,063,325.80
3	PROTON-PUMP INHIBITORS	D4J	90,993	3.70	\$1,558,574.30
4	OPIOID WITHDRAWAL THERAPY AGENTS, OPIOID-TYPE	H3W	85,486	3.50	\$11,214,536.75
5	ANTIHYPERTENSIVE/HMGCOA REDUCTASE INHIB (STATINS)	M4D	78,784	3.20	\$938,796.37
6	ANTIHISTAMINES - 2ND GENERATION	Z2Q	77,233	3.10	\$842,271.86
7	NSAIDS, CYCLOOXYGENASE INHIBITOR - TYPE ANALGESICS	S2B	74,635	3.00	\$914,657.74
8	PENICILLIN ANTIBIOTICS	W1A	68,855	2.80	\$984,283.26
9	BETA-ADRENERGIC AGENTS, INHALED, SHORT ACTING	B6W	66,284	2.70	\$3,962,346.40
10	BETA-ADRENERGIC BLOCKING AGENTS	J7C	56,404	2.30	\$813,838.49
11	ANTIHYPERTENSIVES, ACE INHIBITORS	A4D	52,615	2.10	\$542,642.80
12	GLUCOCORTICOID	P5A	49,934	2.00	\$686,748.48
13	THYROID HORMONES	P3A	44,588	1.80	\$790,414.04
14	VITAMIN D PREPARATIONS	C6D	44,513	1.80	\$424,059.15
15	LEUKOTRIENE RECEPTOR ANTAGONISTS	Z4B	44,315	1.80	\$573,743.99
16	HISTAMINE H2-RECEPTOR INHIBITORS	Z2D	41,063	1.70	\$538,156.00
17	SKELETAL MUSCLE RELAXANTS	H6H	40,168	1.60	\$509,232.96
18	ANTIHISTAMINES - 1ST GENERATION	Z2P	37,089	1.50	\$475,136.40
19	ANTIHYPERTENSIVE, BIGUANIDE TYPE	C4L	36,539	1.50	\$377,255.15
20	SEROTONIN-NOREPINEPHRINE REUPTAKE-INHIB (SNRIS)	H7C	36,241	1.50	\$575,974.11
21	NASAL ANTI-INFLAMMATORY STEROIDS	Q7P	35,564	1.40	\$617,548.70
22	OPIOID ANALGESIC AND NON-SALICYLATE ANALGESICS	H3U	34,429	1.40	\$521,591.61
23	ANTIPSYCHOTIC, ATYPICAL, DOPAMINE, SEROTONIN ANTAGONIST	H7T	34,338	1.40	\$4,930,479.97
24	INSULINS	C4G	33,015	1.30	\$17,579,265.67
25	CALCIUM CHANNEL BLOCKING AGENTS	A9A	31,363	1.30	\$368,093.42
Totals:			1,404,681	57.00	\$59,295,724.94

WV POS Quarterly Drug Class Review Top 12 by Rx Count

Reporting Period From: 01/01/2019 - 03/31/2019

Reporting Months (1st Quarter): 01/01/2019 - 03/31/2019

Top 12 Therapeutic Classes By Prescription Count



Amount Paid

ANTICONVULSANTS	\$7,492,917.69
SELECTIVE SEROTONIN REUPTAKE INHIBITOR (SSRIS)	\$1,063,266.92
PROTON-PUMP INHIBITORS	\$1,558,574.30
OPIOID WITHDRAWAL THERAPY AGENTS, OPIOID-TYPE	\$11,214,536.75
ANTIHYPERTENSIVES, ACE INHIBITORS	\$938,774.20
ANTIHISTAMINES - 2ND GENERATION	\$842,271.86
NSAIDS, CYCLOOXYGENASE INHIBITOR - TYPE ANALGESICS	\$914,635.76
PENICILLIN ANTIBIOTICS	\$984,297.04
BETA-ADRENERGIC AGENTS, INHALED, SHORT ACTING	\$3,962,189.26
BETA-ADRENERGIC BLOCKING AGENTS	\$813,804.57
ANTIHYPERTENSIVES, ACE INHIBITORS	\$542,621.80
GLUCOCORTICOIDS	\$686,748.48

Top 25 Therapeutic Classes by Amount Paid

Report Period from 01/01/2019 thru 03/31/2019

Reporting Months (1st Quarter): 1/1/2019-03/31/2019

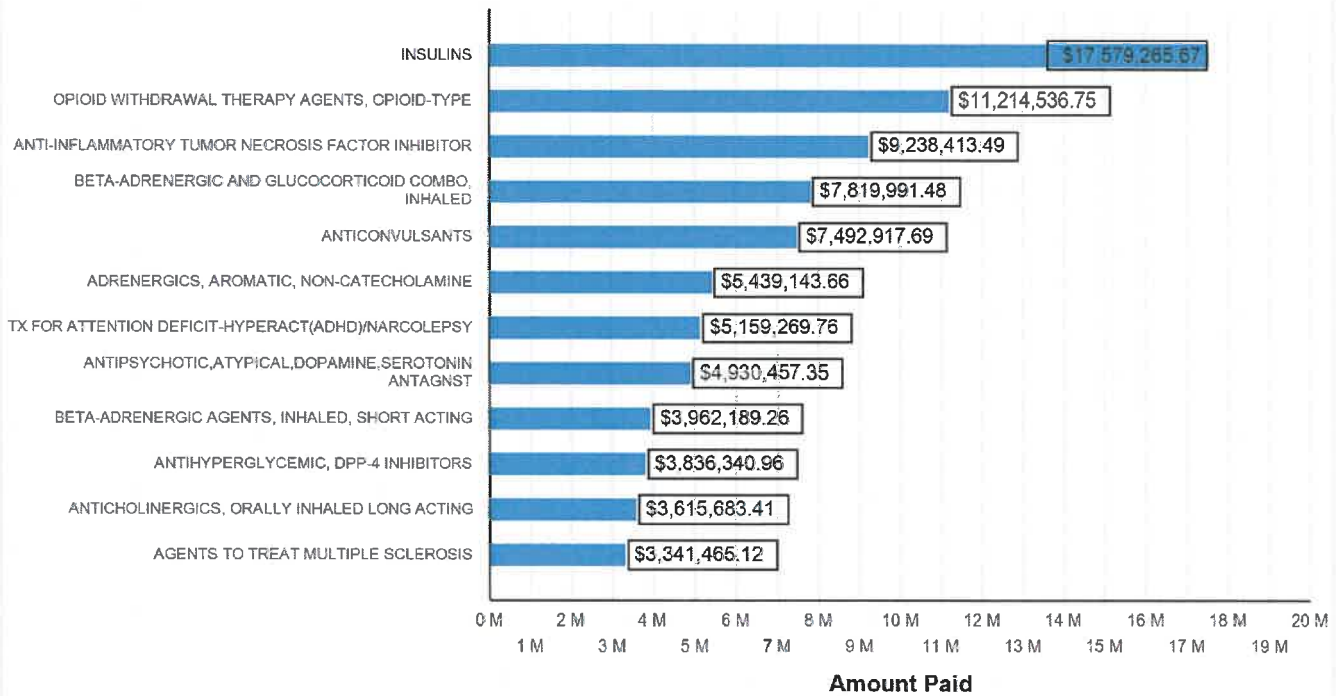
Rank	Therapeutic Class	Therapeutic Class Codes	Amount Paid	% of Total Amount Paid	Prescription Count
1	INSULINS	C4G	\$17,579,265.67	10.00	33,015
2	OPIOID WITHDRAWAL THERAPY AGENTS, OPIOID-TYPE	H3W	\$11,214,536.75	6.40	85,486
3	ANTI-INFLAMMATORY TUMOR NECROSIS FACTOR INHIBITOR	S2J	\$9,238,413.49	5.30	1,616
4	BETA-ADRENERGIC AND GLUCOCORTICOID COMBO, INHALED	B63	\$7,821,021.65	4.40	23,188
5	ANTICONSULSANTS	H4B	\$7,492,751.52	4.30	115,508
6	ADRENERGICS, AROMATIC, NON-CATECHOLAMINE	J5B	\$5,439,143.66	3.10	27,817
7	TX FOR ATTENTION DEFICIT-HYPERACT(ADHD)/NARCOLEPSY	H2V	\$5,159,269.76	2.90	22,923
8	ANTIPSYCHOTIC,ATYPICAL,DOPAMINE,SEROTONIN ANTAGNST	H7T	\$4,930,479.97	2.80	34,338
9	BETA-ADRENERGIC AGENTS, INHALED, SHORT ACTING	B6W	\$3,962,346.40	2.30	66,284
10	ANTIHYPERGLYCEMIC, DPP-4 INHIBITORS	C4J	\$3,836,340.96	2.20	9,509
11	ANTICHOLINERGICS, ORALLY INHALED LONG ACTING	B61	\$3,615,683.41	2.10	8,940
12	AGENTS TO TREAT MULTIPLE SCLEROSIS	H0E	\$3,341,465.12	1.90	505
13	ANTINEOPLASTIC SYSTEMIC ENZYME INHIBITORS	V1Q	\$3,000,376.03	1.70	319
14	HEP C VIRUS-NS5B POLYMERASE AND NS5A INHIB. COMBO.	W0B	\$2,698,996.99	1.50	126
15	DIRECT FACTOR XA INHIBITORS	M9V	\$2,473,687.05	1.40	6,230
16	BLOOD SUGAR DIAGNOSTICS	M4A	\$2,400,238.65	1.40	23,344
17	ANTIVIRALS, GENERAL	W5A	\$2,100,231.36	1.20	29,668
18	ANTI-ALCOHOLIC PREPARATIONS	C0D	\$1,885,030.62	1.10	2,059
19	CYSTIC FIBROSIS-CFTR POTENTIATOR-CORRECTOR COMBIN.	B0F	\$1,815,378.45	1.00	94
20	ANTIPSYCHOTICS, ATYP, D2 PARTIAL AGONIST/5HT MIXED	H7X	\$1,749,517.43	1.00	11,402
21	GROWTH HORMONES	P1A	\$1,743,432.10	1.00	412
22	PROTON-PUMP INHIBITORS	D4J	\$1,558,574.30	0.90	90,993
23	ANTIHYPERGLY,INCRETIN MIMETIC(GLP-1 RECEPT.AGONIST)	C4I	\$1,448,166.20	0.80	2,176
24	GLUCOCORTICOID, ORALLY INHALED	B6M	\$1,442,736.62	0.80	5,696
25	CYSTIC FIB-TRANSMEMB CONDUCT.REG.(CFTR)POTENTIATOR	B0B	\$1,422,323.52	0.80	60
	Totals:		\$109,369,407.68	62.30	601,708

Top 12 Therapeutic Classes by Amount Paid

Reporting Months 1st Quarter: 1/1/2019-03/31/2019

Reporting Months (1st Quarter): 1/1/2019-03/31/2019

Top 12 Therapeutic Classes by Amount Paid



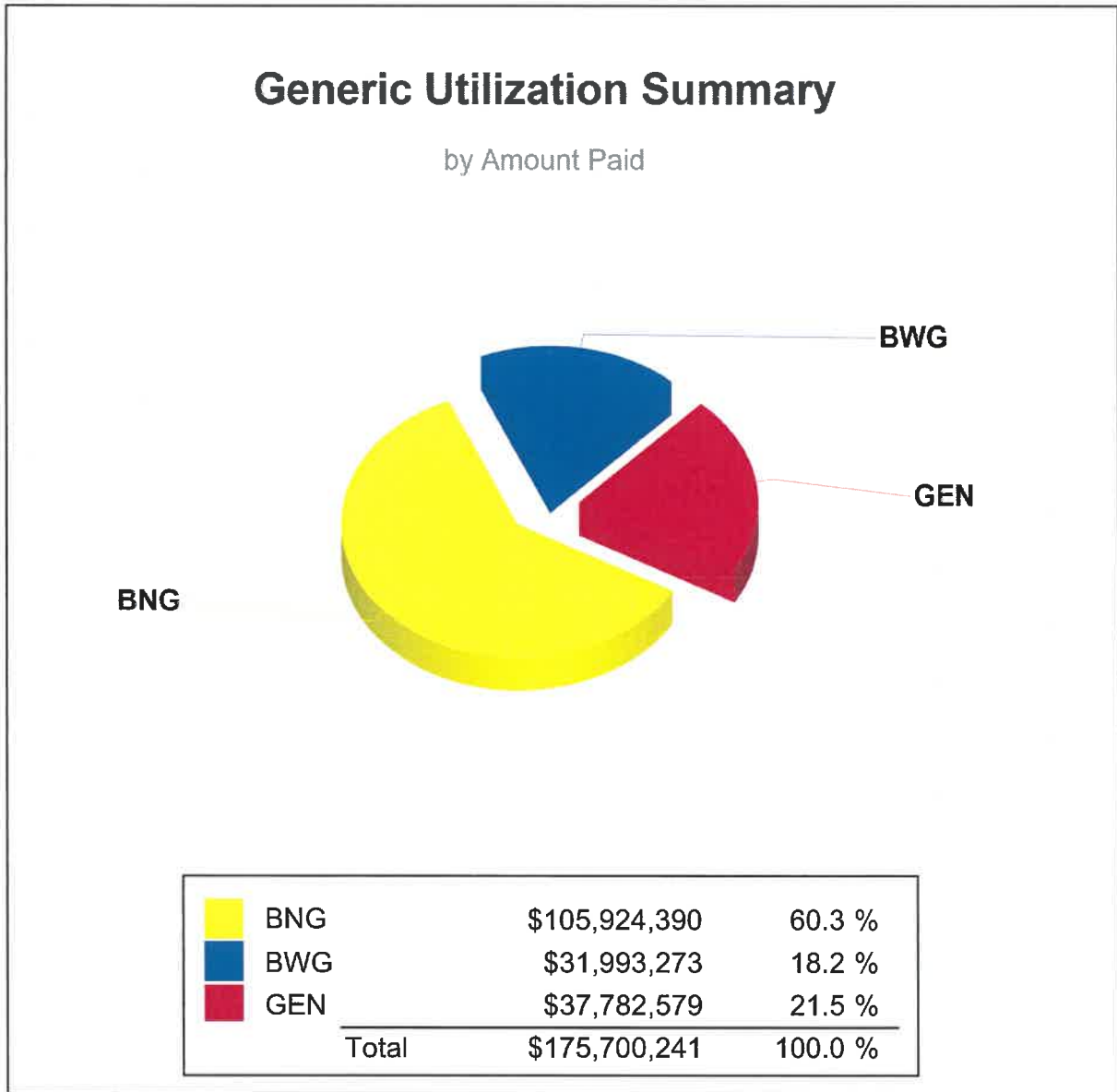
Prescriptions

INSULINS	33,015
OPIOID WITHDRAWAL THERAPY AGENTS, OPIOID-TYPE	85,486
ANTI-INFLAMMATORY TUMOR NECROSIS FACTOR INHIBITOR	1,616
BETA-ADRENERGIC AND GLUCOCORTICOID COMBO, INHALED	23,185
ANTICONSULSANTS	115,502
ADRENERGICS, AROMATIC, NON-CATECHOLAMINE	27,817
TX FOR ATTENTION DEFICIT-HYPERACT(ADHD)/NARCOLEPSY	22,923
ANTIPSYCHOTIC, ATYPICAL, DOPAMINE, SEROTONIN ANTAGNIST	34,336
BETA-ADRENERGIC AGENTS, INHALED, SHORT ACTING	66,281
ANTIHYPERGLYCEMIC, DPP-4 INHIBITORS	9,509
ANTICHOLINERGICS, ORALLY INHALED LONG ACTING	8,940
AGENTS TO TREAT MULTIPLE SCLEROSIS	505

Pharmacy Generic Utilization Summary by Amount Paid

Reporting Month 1st Quarter: 1/1/2019-03/31/2019

Reporting Months (1st Quarter): 1/1/2019-03/31/2019



BNG = Brand With no Generic Available

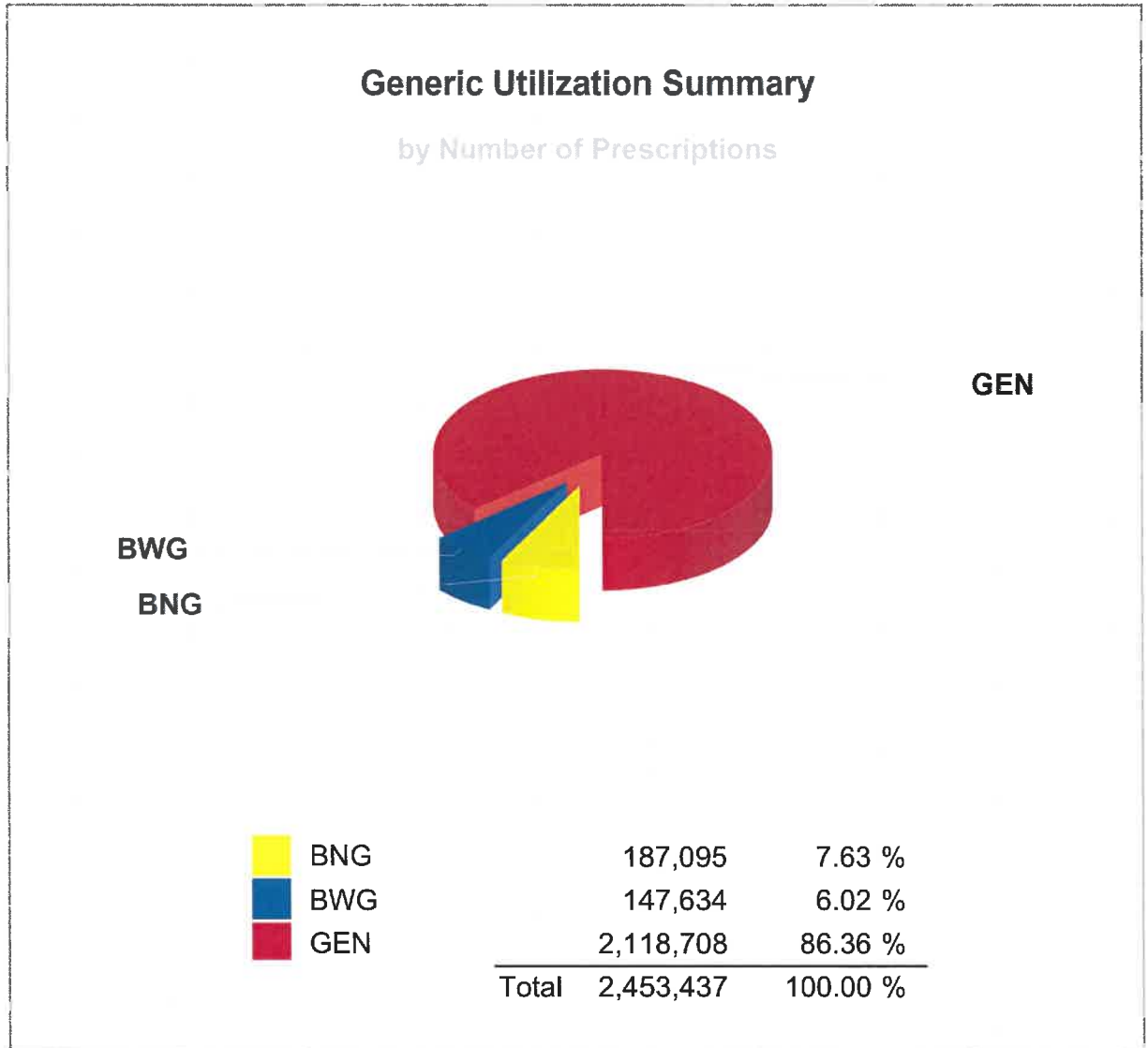
BWG = Brand Dispensed when Generic Available

GEN = Generic

Pharmacy Generic Utilization Summary By Number Of Prescriptions

Report Period from 01/01/2019 thru 03/31/2019

Reporting Months (1st Quarter): 1/1/2019-03/31/2019



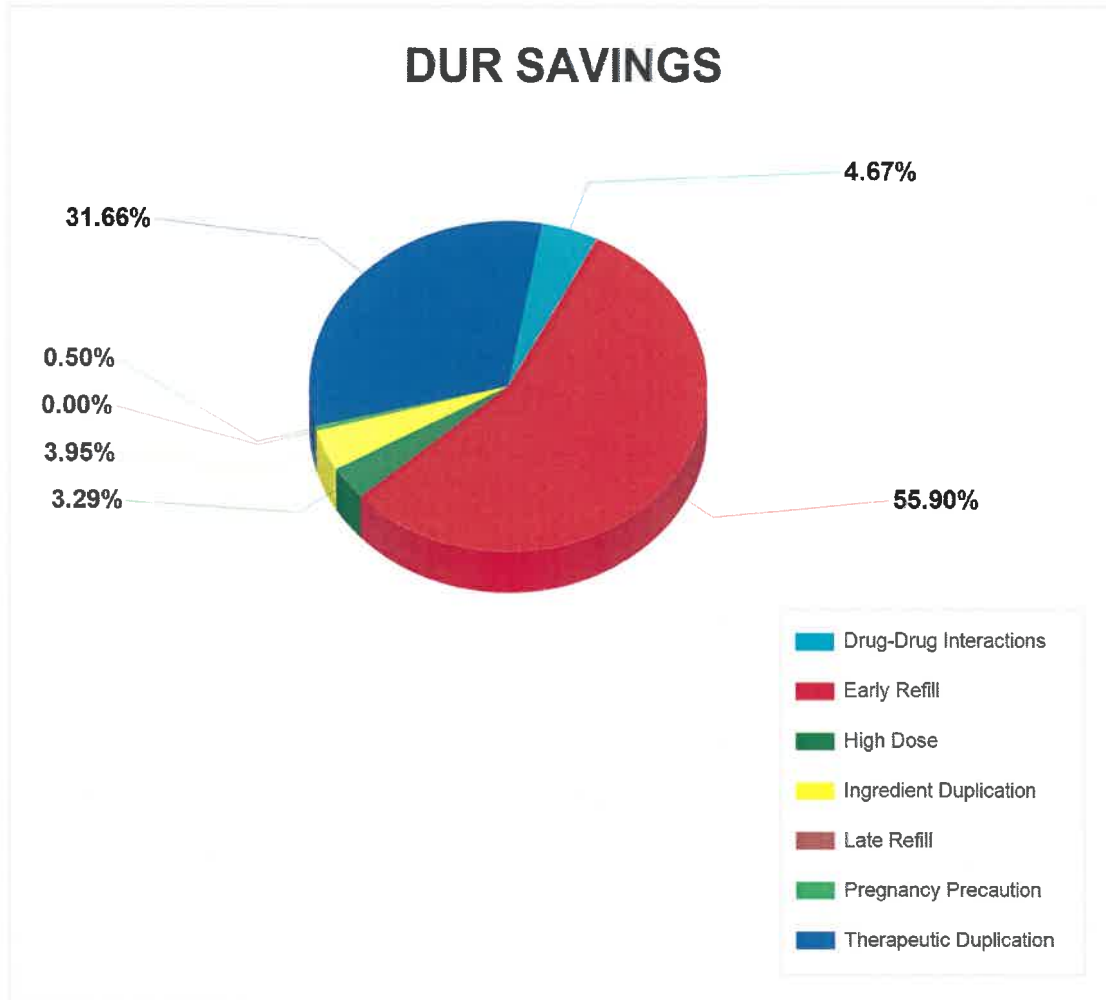
BNG = Brand With no Generic Available

BWG = Brand Dispensed when Generic Available

GEN = Generic

Pharmacy DUR Savings - QUARTERLY
Report Period from 01/01/2019 thru 03/31/2019

Reporting Months (1st Quarter) : 1/1/2019 - 3/31/2019



Code	Description	Amount Saved	% of Savings
DD	Drug-Drug Interactions	\$1,090,093.25	5.00
ER	Early Refill	\$13,039,734.87	56.00
HD	High Dose	\$768,757.39	3.00
ID	Ingredient Duplication	\$923,697.41	4.00
LR	Late Refill	\$0.00	0.00
PG	Pregnancy Precaution	\$118,496.18	1.00
TD	Therapeutic Duplication	\$7,385,641.33	32.00
Totals:		\$23,326,420.43	100.00