

RATIONAL DRUG THERAPY PROGRAM

WVBMS Drug Utilization Board

November 16, 2022

Presented by Christopher Hale

PharmD, MBA

West Virginia University School of Pharmacy



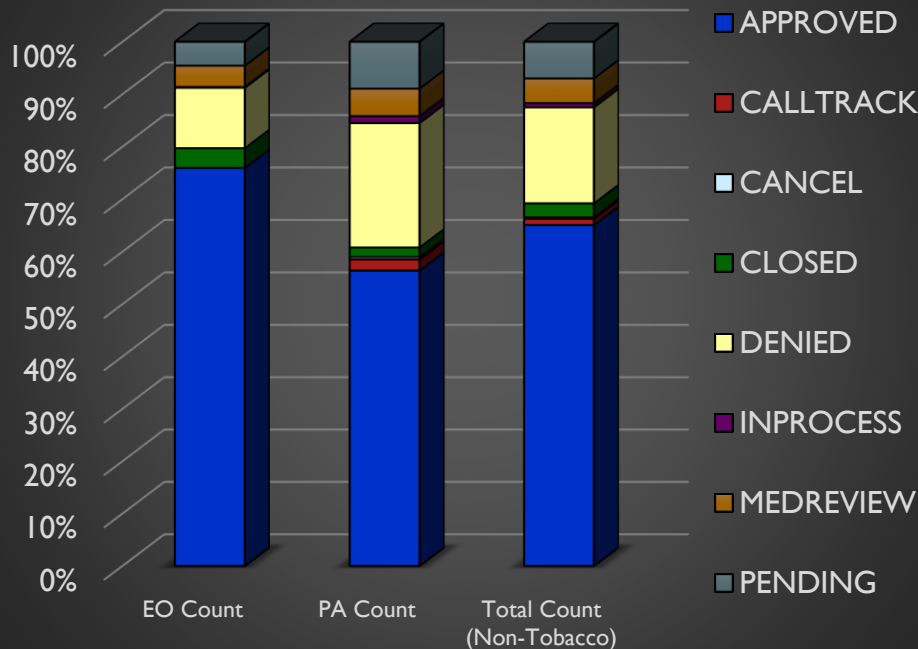
RDTP UPDATES

- ❖ Four new pharmacists completed training
- ❖ Transitioning to a new phone system next month

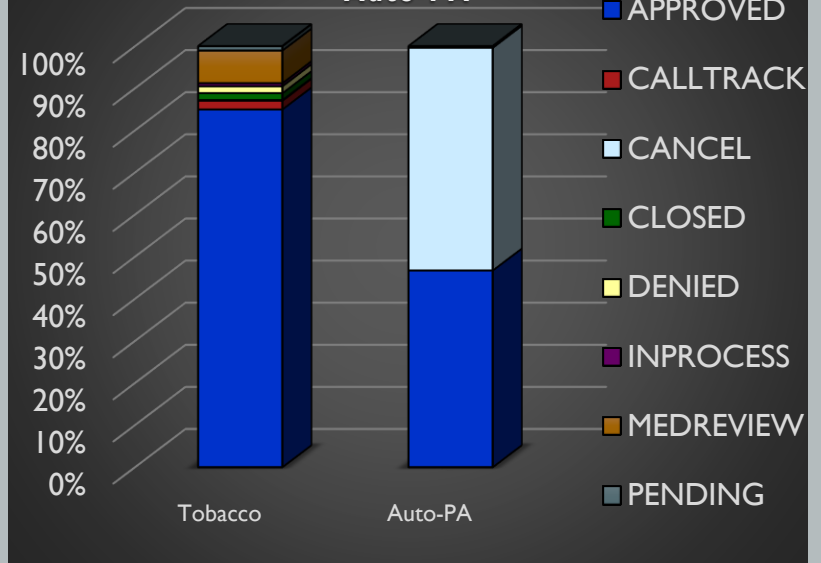
SEPTEMBER 2022 PROGRAM SUMMARY

Status	EO Count	% of EO Total	PA Count	% of PA Total	Total Count	% of Total
APPROVED	7,150	79.19%	7,156	54.44%	14,306	64.52%
DENIED	809	8.96%	3,514	26.71%	4,323	19.50%
PENDING	383	4.24%	944	7.18%	1,327	5.98%
Total Program Reviews <small>(including Calltrack, Cancel, Closed, Inprocess, and Medreview status)</small>	9,029	39.52% Of EO/PA total	13,144	57.54% Of EO/PA total	22,173	97.06%
# Member ID# s	6,784	1.33	10,490	1.25	17,274	1.28

Percentages for Non-Tobacco by Status and Type



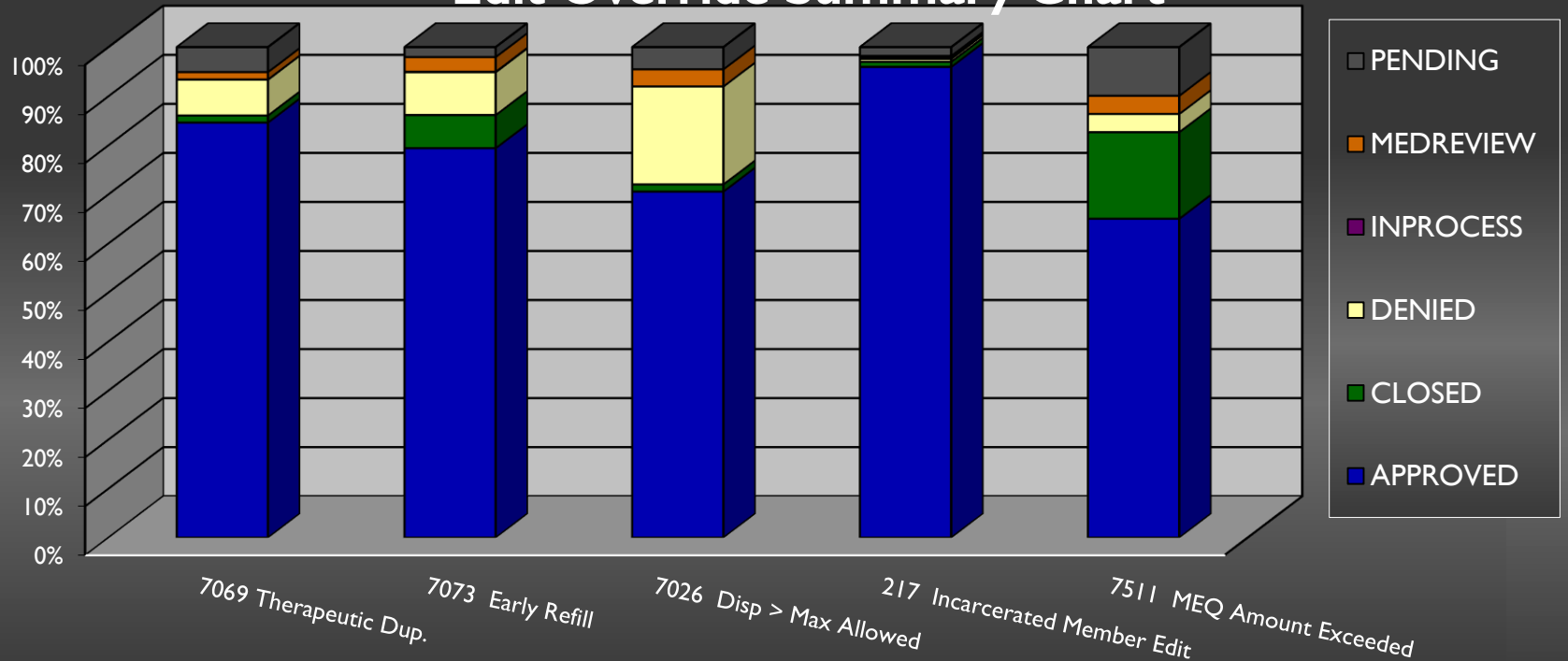
Percentages by Status for Tobacco and Auto-PA



SEPTEMBER 2022 EDIT OVERRIDES

EO Status	7069 Ther.Dup	7073 Early Refill	7026 Disp>Exceeds Max	217 Incarcerated Member Edit	7511 MME Exceeded
APPROVED	84.63%	79.40%	70.55%	95.98%	65.02%
DENIED	7.31%	8.73%	19.97%	0.60%	3.72%
PENDING	5.08%	2.02%	4.52%	1.79%	9.91%
Total EO's <small>(including, Closed, Inprocess, and Medreview status)</small>	3,682	2,233	686	671	323
% of TOTAL EO COUNT	37.73%	22.88%	7.03%	6.88%	3.31%

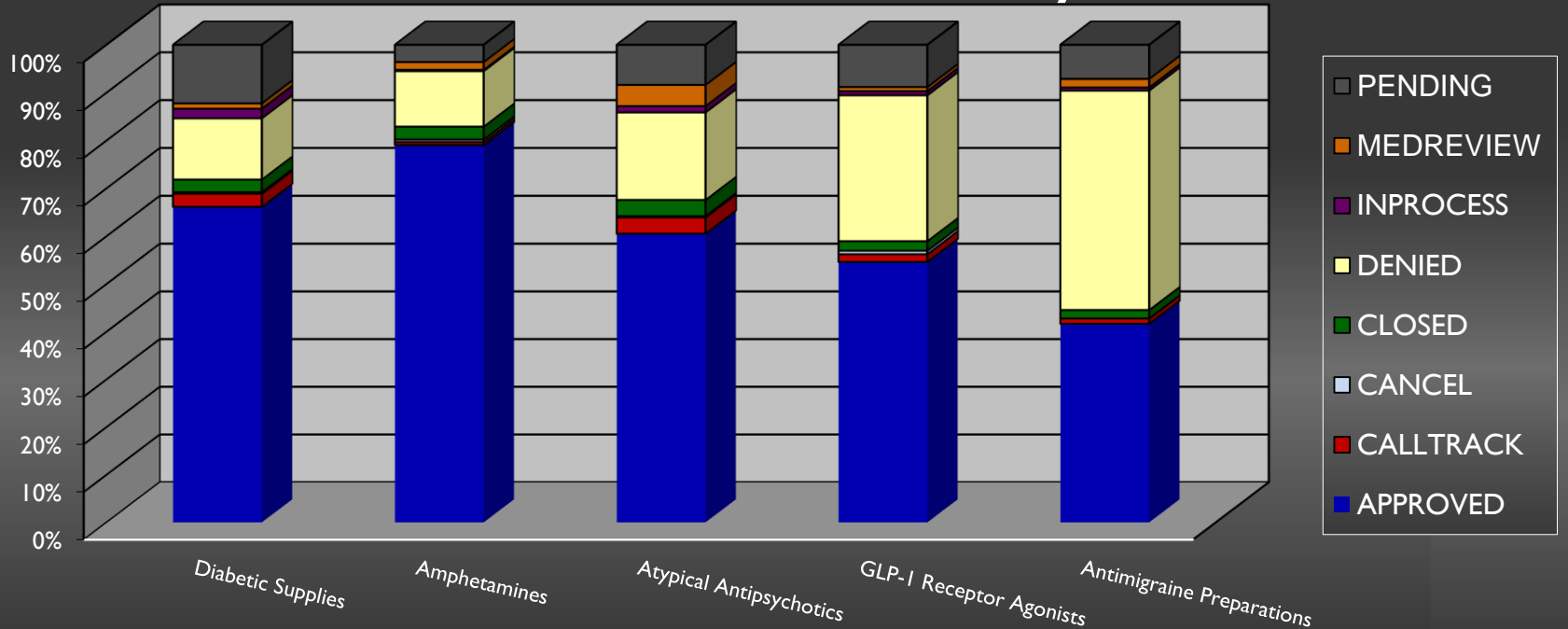
Edit Override Summary Chart



SEPTEMBER 2022 PA STATS

EO Status	Diabetic Supplies	Amphetamines	Atypical Antipsychotics	GLP-1 Receptor Agonists	Antimigraine Preparations
APPROVED	66.13%	79.03%	60.51%	54.62%	41.65%
DENIED	12.79%	11.61%	18.28%	30.49%	45.88%
PENDING	12.23%	3.60%	8.39%	8.82%	8.82%
Totals (including Calltrack, Cancel, Closed, Inprocess, Medreview status)	1,243	1,111	1,061	692	449
Top Med	Dexcom	Vyvanse	Vraylar	Ozempic	Nurtec

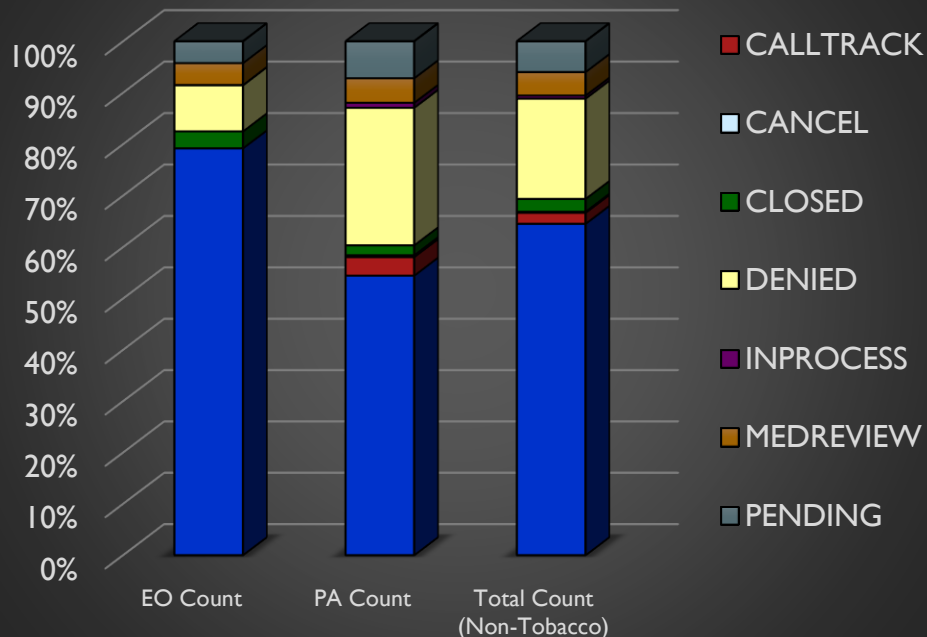
Prior Authorization Summary Chart



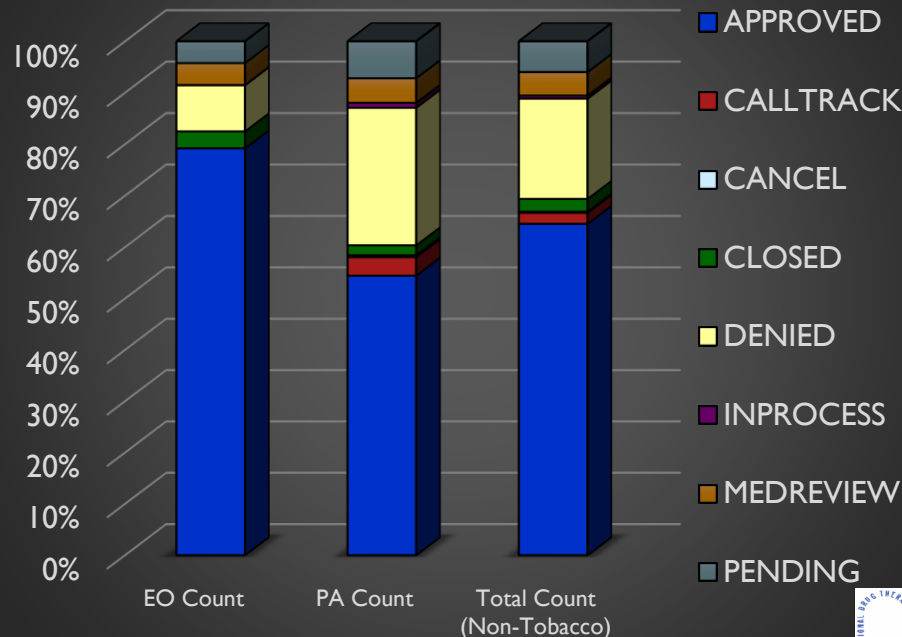
OCTOBER 2022 PROGRAM SUMMARY

Status	EO Count	% of EO Total	PA Count	% of PA Total	Total Count	% of Total
APPROVED	7,115	81.05%	6,921	57.02%	14,036	67.10%
DENIED	753	8.58%	3,142	25.89%	3,895	18.62%
PENDING	320	3.65%	740	6.10%	1,060	5.07%
Total Program Reviews <small>(including Calltrack, Cancel, Closed, Inprocess, and Medreview status)</small>	8,779	40.65% Of EO/PA total	12,138	56.21% Of EO/PA total	20,917	96.86%
# Member ID# s	6,789	1.29	9,948	1.22	16,737	1.25

Percentages for Non-Tobacco by Status and Type



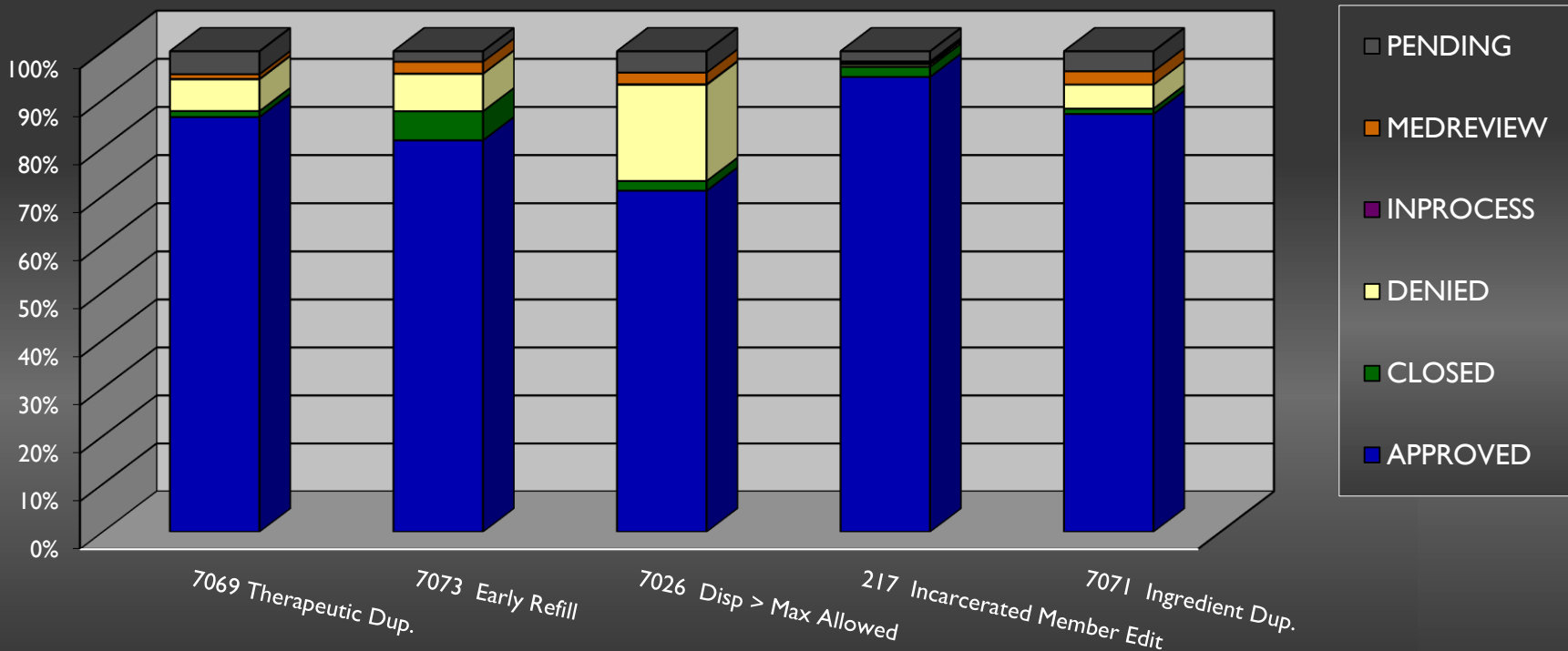
Percentages for Non-Tobacco by Status and Type



OCTOBER 2022 EDIT OVERRIDES

EO Status	7069 Ther.Dup	7073 Early Refill	7026 Disp > Exceeds Max	217 Incarcerated Member Edit	7071 Ingredient Dup.
APPROVED	86.34%	81.52%	71.05%	94.68%	86.98%
DENIED	6.59%	7.77%	2.01%	2.10%	1.11%
PENDING	4.76%	2.17%	19.97%	0.48%	4.99%
Total EO's <small>(including, Closed, Inprocess, and Medreview status)</small>	3,594	2,072	746	620	361
% of TOTAL EO COUNT	38.17%	22.01%	7.92%	6.58%	3.83%

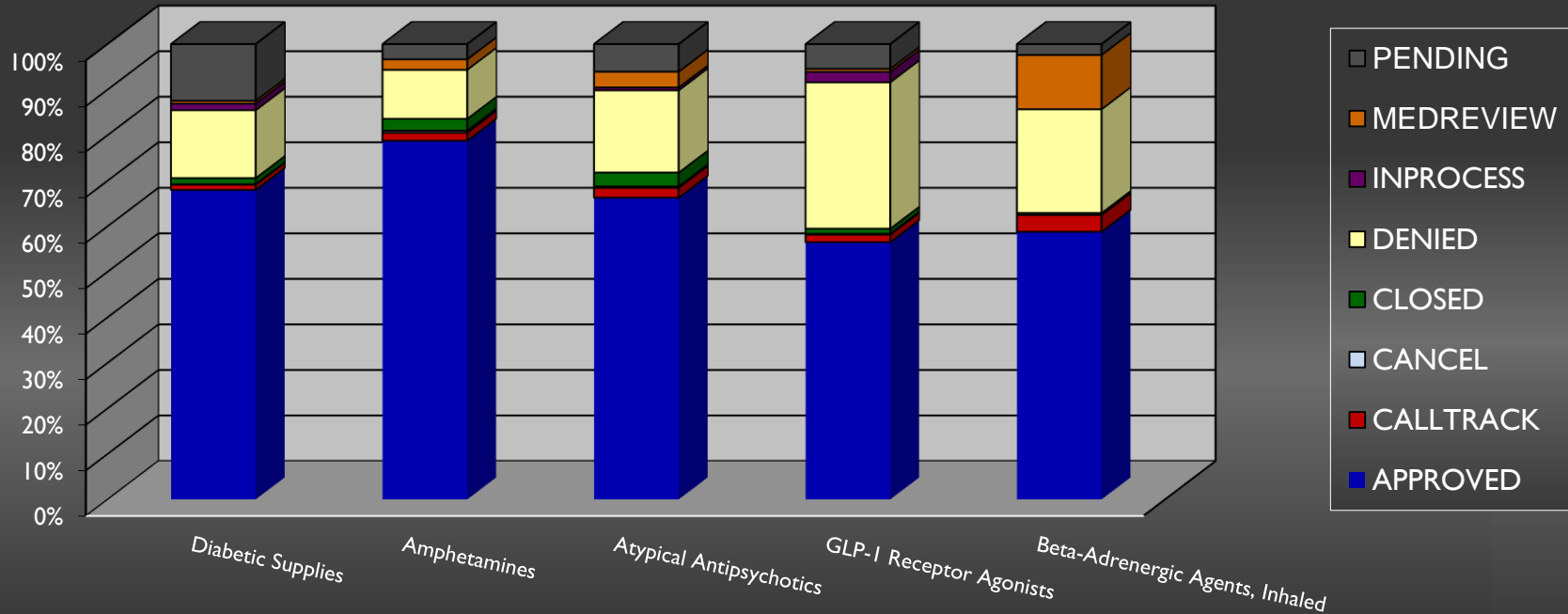
Edit Override Summary Chart



OCTOBER 2022 PA STATS

EO Status	Diabetic Supplies	Amphetamines	Atypical Antipsychotics	GLP-I Agonists	Beta-Adrenergic Agents, Inhaled
APPROVED	67.96%	78.78%	66.27%	56.51%	58.79%
DENIED	14.89%	10.75%	18.05%	32.13%	22.78%
PENDING	12.45%	3.34%	6.05%	5.44%	2.39%
Totals (including Calltrack, Cancel, Closed, Inprocess, Medreview status)	1,108	1,079	925	607	461
Top Med	Dexcom	Amphetamine-Dextroamphetamine	Quetiapine 25mg	Ozempic	Albuterol HFA

Prior Authorization Summary Chart



PHONE CALL REQUEST TURNAROUND

September 2022

	Calls Handled	Avg Speed of Answer	Avg Handle Time
Medicaid PA Line	8,939	0:41 sec	3:05 min
Gainwell HelpDesk DUR Line	8,695	1:30 sec	3:33 min

October 2022

	Calls Handled	Avg Speed of Answer	Avg Handle Time
Medicaid PA Line	8,696	0:25 sec	2:48 min
Gainwell HelpDesk DUR Line	9,047	1:02 min	2:29 min



NUMBER OF CONTACTS

	September 2022	October 2022
Less Than or Equal to 3 Notes Per Created EO-PA	97.73%	97.70 %

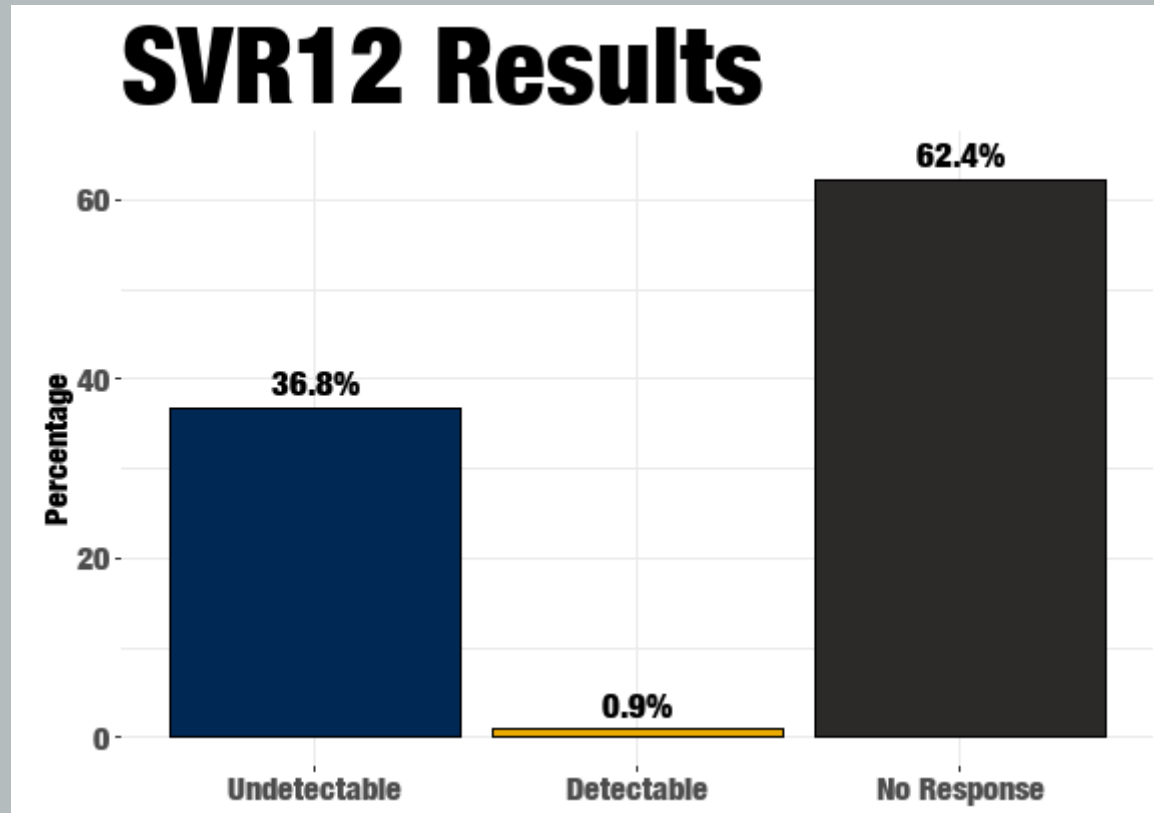


HEPATITIS C 2021 REVIEW

- Authorization totals for therapies approved/started therapy in 2021
- Most are 8 to 12 week courses
- SVR12 (evaluating success of therapy) taken 12 weeks after completion

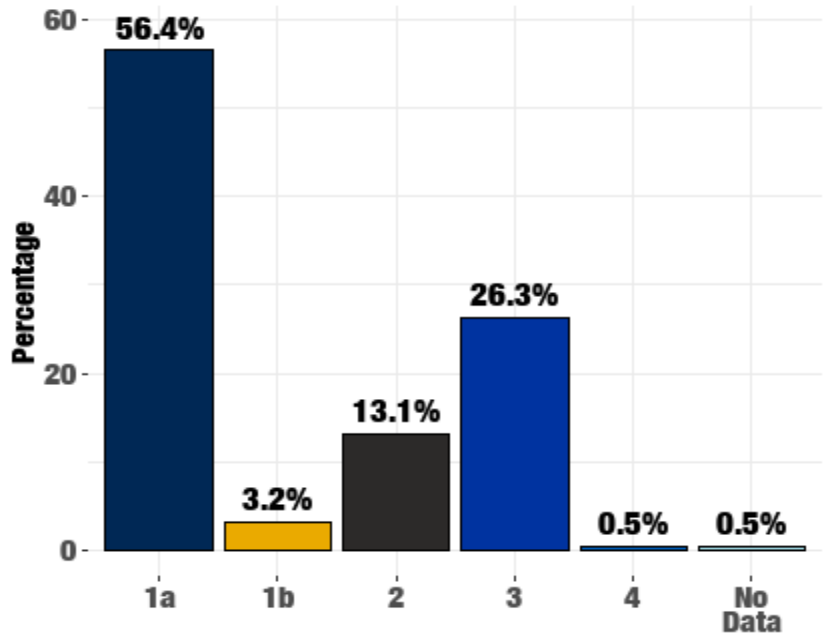
Medication	Approvals
Mavyret (glecaprevir/pibrentasvir)	570
Epclusa (sofosbuvir/velpatasvir)	493
Harvoni (sofosbuvir/ledipasvir)	9
Vosevi (sofosbuvir/velpatasvir/voxilaprevir)	6
Sovaldi (sofosbuvir)	1
TOTAL	1,079

HEPATITIS C 2021 REVIEW

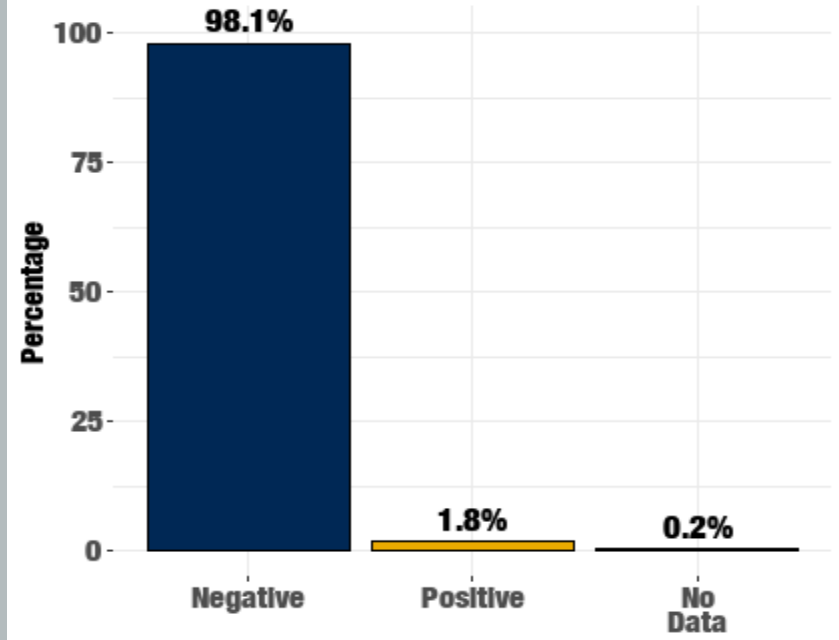


HEPATITIS C 2021 REVIEW

Genotype

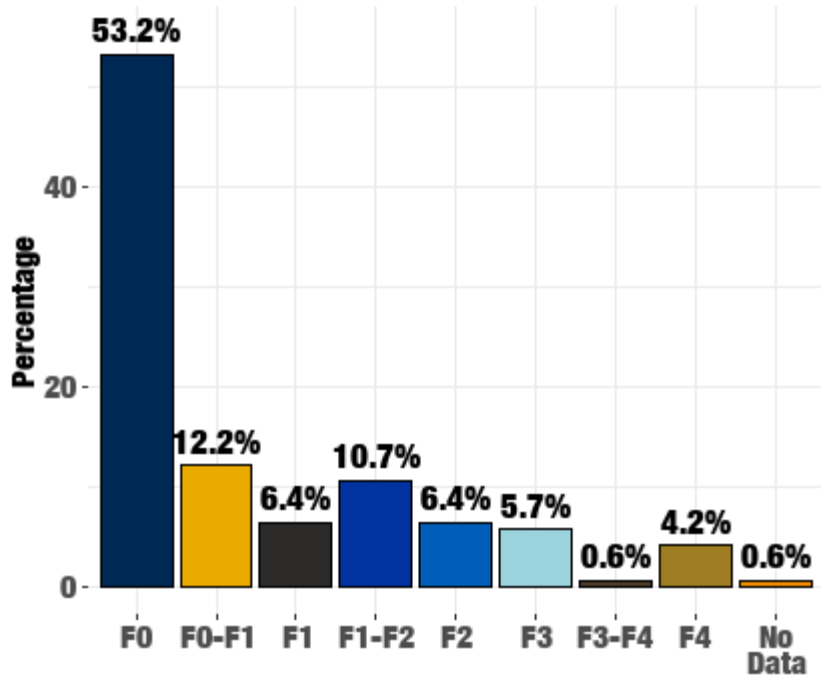


HIV Coinfection

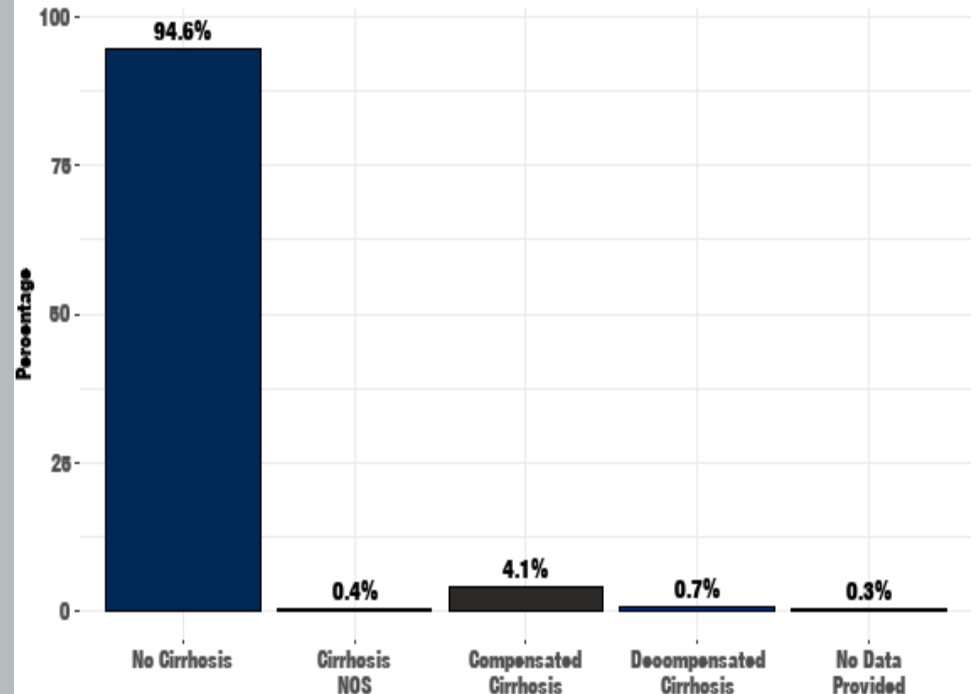


HEPATITIS C 2021 REVIEW

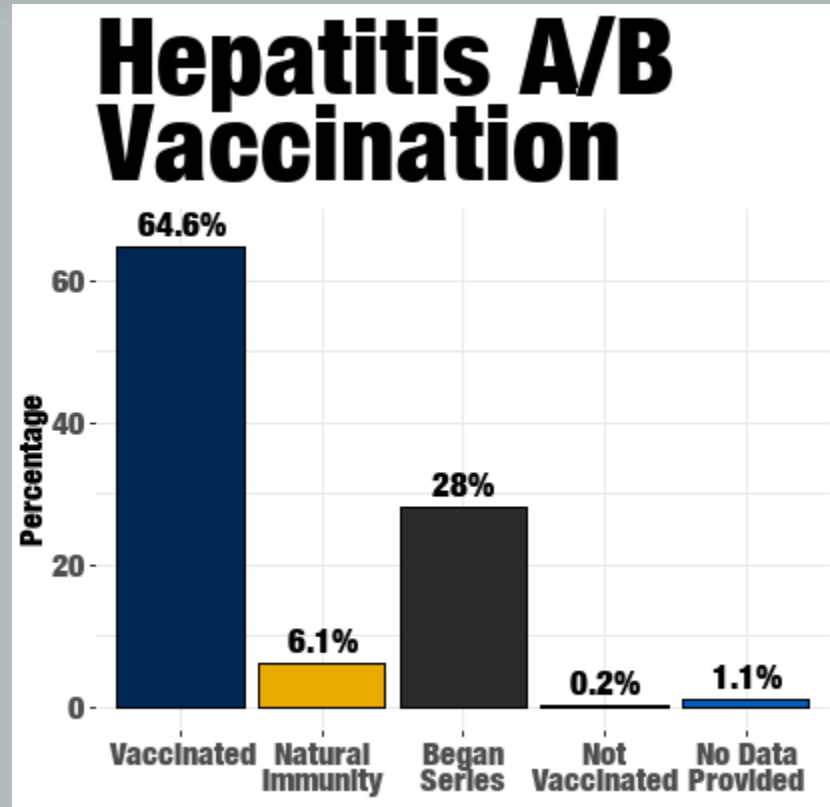
Fibrosis Score



Cirrhosis Status



HEPATITIS C 2021 REVIEW



THANK YOU

❖ Any Questions?