

# West Virginia Pharmacy Services



## Drug Utilization Review

2nd Quarter 2023

Prepared by : gainwell



WVDRGS044

DUR Quarterly Overall Summary Report  
 Report Period from 04/01/2023 thru 06/30/2023

Categories	2nd Qtr 2023	2nd Qtr 2022	% Change
Total Paid Amount	\$264,235,635.05	\$238,151,541.17	10.95
Eligible Members	606,956	574,977	5.56
Utilizing Eligibles	289,972	280,380	3.42
Total # Prescriptions	2,357,133	2,350,070	0.30
Cost per Utilizing Member	\$911.25	\$849.39	7.28
Average # Prescriptions per Utilizer	8	8	0.00
Average Cost per Prescription	\$112.10	\$101.34	10.62
# Generic Prescriptions	2,017,484	2,005,382	0.60
% Generic Prescriptions	85	85	0.00
Total Cost - Generics	\$40,524,595.57	\$38,793,472.74	4.46
Average Generic Prescription Cost	\$20.09	\$19.34	3.84
Average Days Supply - Generics	31	31	0.00
# Brand Prescriptions	339,649	344,688	-1.46
% Brand Prescriptions	14.00	14.00	0.00
Total Cost - Brand	\$223,711,039.48	\$199,358,068.43	12.22
Average Brand Prescription Cost	\$658.65	\$578.37	13.88
Average Days Supply - Brand	25	24	4.17
Rebates Collected	\$176,928,767.22	\$153,030,648.64	15.62

Top 25 Therapeutic Classes By Prescription Count

Report Period from 04/01/2023 thru 06/30/2023

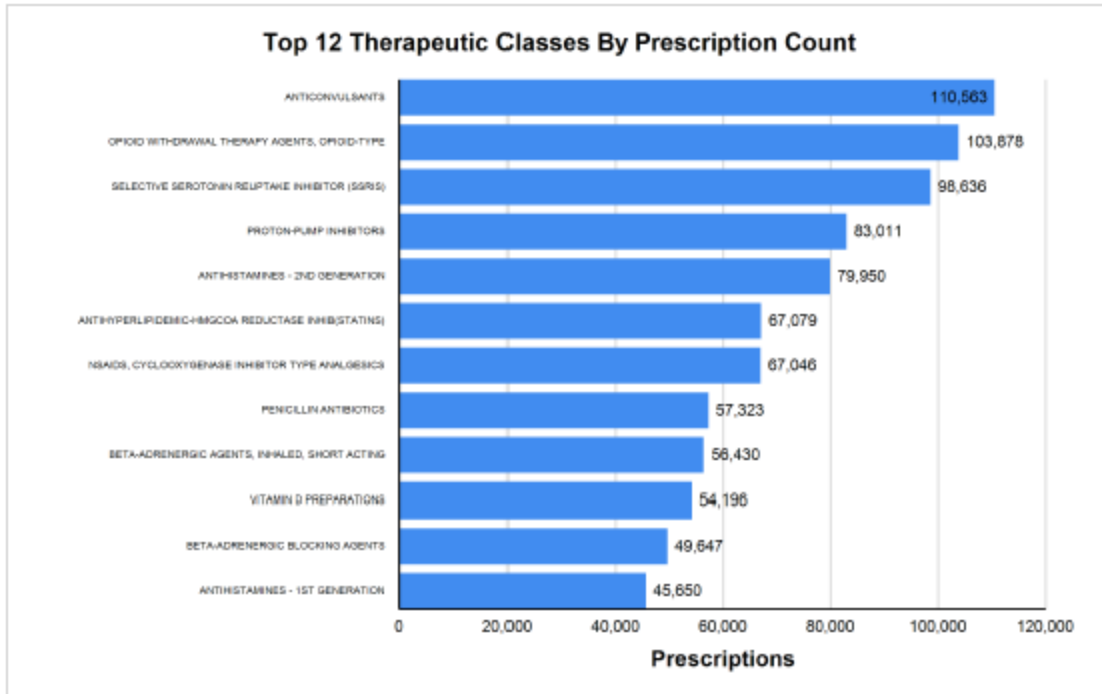
Reporting Months (2nd Quarter) 04/01/2023 - 06/30/2023

Rank	Therapeutic Class	Therapeutic Class Code	Prescription Count	% of Total Prescription Count	Amount Paid
1	ANTICONSULSANTS	H4B	110,563	4.60	\$4,470,626.96
2	OPIOID WITHDRAWAL THERAPY AGENTS, OPIOID-TYPE	H3W	103,878	4.40	\$19,990,888.55
3	SELECTIVE SEROTONIN REUPTAKE INHIBITOR (SSRIS)	H2S	98,636	4.10	\$1,134,465.82
4	PROTON-PUMP INHIBITORS	D4J	83,011	3.50	\$1,284,703.38
5	ANTIHISTAMINES - 2ND GENERATION	Z2Q	79,950	3.40	\$971,897.05
6	ANTHYPERLIPIDEMIC-HMGCOA REDUCTASE INHIB (STATINS)	M4D	67,079	2.80	\$802,822.62
7	NSAIDS, CYCLOOXYGENASE INHIBITOR TYPE ANALGESICS	S2B	67,046	2.80	\$865,112.82
8	PENICILLIN ANTIBIOTICS	W1A	57,323	2.40	\$759,914.56
9	BETA-ADRENERGIC AGENTS, INHALED, SHORT ACTING	B6W	56,430	2.40	\$3,346,309.08
10	VITAMIN D PREPARATIONS	C6D	54,196	2.30	\$524,145.94
11	BETA-ADRENERGIC BLOCKING AGENTS	J7C	49,647	2.10	\$703,804.65
12	ANTIHISTAMINES - 1ST GENERATION	Z2P	45,650	1.90	\$591,939.77
13	GLUCOCORTICOCIDS	P5A	43,960	1.80	\$1,066,690.36
14	ANTIPTYCHOTIC,ATYPICAL,DOPAMINE,SEROTONIN ANTAGNST	H7T	40,920	1.70	\$6,986,390.63
15	ANTHYPERTENSIVES, ACE INHIBITORS	A4D	39,444	1.70	\$438,713.10
16	SKELETAL MUSCLE RELAXANTS	H6H	39,046	1.60	\$473,123.38
17	LEUKOTRIENE RECEPTOR ANTAGONISTS	Z4B	36,453	1.50	\$453,906.98
18	THYROID HORMONES	P3A	36,211	1.50	\$780,031.51
19	SEROTONIN-NOREPINEPHRINE REUPTAKE-INHIB (SNRIS)	H7C	35,586	1.50	\$556,644.73
20	NASAL ANTI-INFLAMMATORY STEROIDS	Q7P	34,867	1.50	\$903,113.85
21	ANTIEMETIC/ANTIVERTIGO AGENTS	H6J	34,657	1.50	\$495,914.68
22	ANTI-ANXIETY DRUGS	H2F	30,439	1.30	\$391,206.48
23	NOREPINEPHRINE AND DOPAMINE REUPTAKE INHIB (NDRIS)	H7D	29,688	1.20	\$531,372.15
24	ANTHYPERGLYCEMIC, BIGUANIDE TYPE	C4L	29,415	1.20	\$318,505.18
25	SEROTONIN-2 ANTAGONIST/REUPTAKE INHIBITORS (SARIS)	H7E	28,796	1.20	\$333,772.85
	<b>Totals:</b>		<b>1,332,891</b>	<b>55.90</b>	<b>\$49,176,017.08</b>

WV POS Quarterly Drug Class Review Top 12 by Rx Count

Reporting Period From: 04/01/2023 - 06/30/2023

Reporting Months (2nd Quarter): 04/01/2023 - 06/30/2023



Amount Paid	
ANTICONVULSANTS	\$4,470,626.96
OPIOID WITHDRAWAL THERAPY AGENTS, OPIOID-TYPE	\$19,990,888.55
SELECTIVE SEROTONIN REUPTAKE INHIBITOR (SSRIS)	\$1,134,465.82
PROTON-PUMP INHIBITORS	\$1,284,703.38
ANTIHISTAMINES - 2ND GENERATION	\$971,897.05
ANTIHYPERLIPIDEMIC-HMGCOA REDUCTASE INHIB(STATINS)	\$802,822.62
NSAIDS, CYCLOOXYGENASE INHIBITOR TYPE ANALGESICS	\$865,112.82
PENICILLIN ANTIBIOTICS	\$759,914.56
BETA-ADRENERGIC AGENTS, INHALED, SHORT ACTING	\$3,346,309.08
VITAMIN D PREPARATIONS	\$524,145.94
BETA-ADRENERGIC BLOCKING AGENTS	\$703,804.65
ANTIHISTAMINES - 1ST GENERATION	\$591,939.77

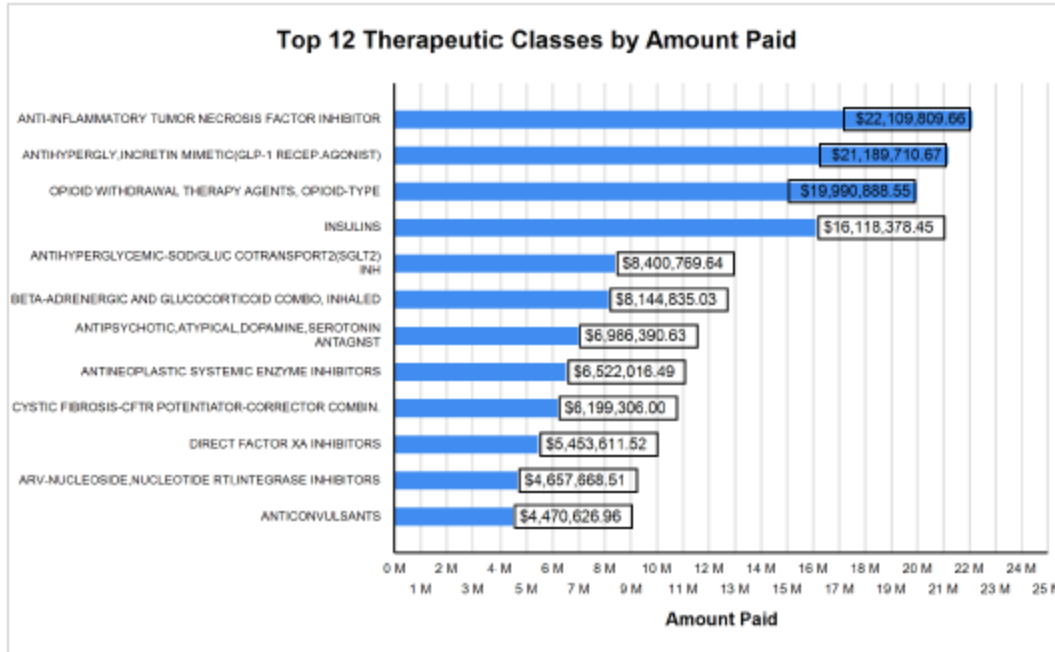
**Top 25 Therapeutic Classes by Amount Paid**  
Report Period from 04/01/2023 thru 06/30/2023

Reporting Months (2nd Quarter): 4/1/2023-06/30/2023

Rank	Therapeutic Class	Therapeutic Class Codes	Amount Paid	% of Total Amount Paid	Prescription Count
1	ANTI-INFLAMMATORY TUMOR NECROSIS FACTOR INHIBITOR	S2J	\$22,109,809.66	8.40	2,605
2	ANTIHYPERGLY,INCRETIN MIMETIC(GLP-1 RECEPTOR AGONIST)	C4I	\$21,189,710.67	8.00	22,397
3	OPIOID WITHDRAWAL THERAPY AGENTS, OPIOID-TYPE	H3W	\$19,990,888.55	7.60	103,878
4	INSULINS	C4G	\$16,118,378.45	6.10	26,753
5	ANTIHYPERGLYCEMIC-SODIUM/GLUCOCOTRANSPORT2(SGLT2) INHIBITORS	C4D	\$8,400,769.64	3.20	11,046
6	BETA-ADRENERGIC AND GLUCOCORTICOID COMBO, INHALED	B63	\$8,144,835.03	3.10	22,691
7	ANTIPSYCHOTIC,ATYPICAL,DOPAMINE, SEROTONIN ANTAGONIST	H7T	\$6,986,390.63	2.60	40,920
8	ANTINEOPLASTIC SYSTEMIC ENZYME INHIBITORS	V1Q	\$6,522,016.49	2.50	478
9	CYSTIC FIBROSIS-CFTR POTENTIATOR-CORRECTOR COMBIN.	B0F	\$6,199,306.00	2.30	280
10	DIRECT FACTOR XA INHIBITORS	M9V	\$5,453,611.52	2.10	8,386
11	ARV-NUCLEOSIDE,NUCLEOTIDE RTI,INTEGRASE INHIBITORS	W5X	\$4,657,668.51	1.80	1,281
12	ANTICONVULSANTS	H4B	\$4,470,626.96	1.70	110,563
13	ANTIPSORIATIC AGENTS,SYSTEMIC	L1A	\$4,346,854.92	1.60	561
14	HEPATITIS C VIRUS- NS5A AND NS3/4A INHIBITOR COMB	W0E	\$4,337,625.92	1.60	344
15	TX FOR ATTENTION DEFICIT-HYPERACT(ADHD)/NARCOLEPSY	H2V	\$4,196,545.69	1.60	27,378
16	HEP C VIRUS-NS5B POLYMERASE AND NS5A INHIB. COMBO.	W0B	\$3,873,766.61	1.50	541
17	HUMAN INTERLEUKIN 12/23 (IL-12/13) INHIBITORS, MAB	Z2U	\$3,460,965.28	1.30	147
18	ANTIHYPERGLYCEMIC, DPP-4 INHIBITORS	C4J	\$3,379,561.67	1.30	4,975
19	BETA-ADRENERGIC AGENTS, INHALED, SHORT ACTING	B6W	\$3,346,309.08	1.30	56,430
20	ANTICHOLINERGICS, ORALLY INHALED LONG ACTING	B61	\$3,327,836.24	1.30	5,974
21	AGENTS TO TREAT MULTIPLE SCLEROSIS	H0E	\$3,217,345.28	1.20	462
22	ADRENERGICS, AROMATIC, NON-CATECHOLAMINE	J5B	\$2,971,206.93	1.10	24,979
23	HEMOPHILIA TREATMENT AGENTS, NON-FACTOR REPLACEMENT	M0P	\$2,793,662.13	1.10	76
24	DIABETIC SUPPLIES	Y9A	\$2,612,964.78	1.00	7,996
25	INTERLEUKIN-4(IL-4) RECEPTOR ALPHA ANTAGONIST, MAB	V4D	\$2,529,950.10	1.00	745
<b>Totals:</b>			<b>\$174,638,606.74</b>	<b>66.30</b>	<b>481,886</b>

**Top 12 Therapeutic Classes by Amount Paid**  
 Reporting Months 2nd Quarter: 4/1/2023-06/30/2023

Reporting Months (2nd Quarter): 4/1/2023-06/30/2023



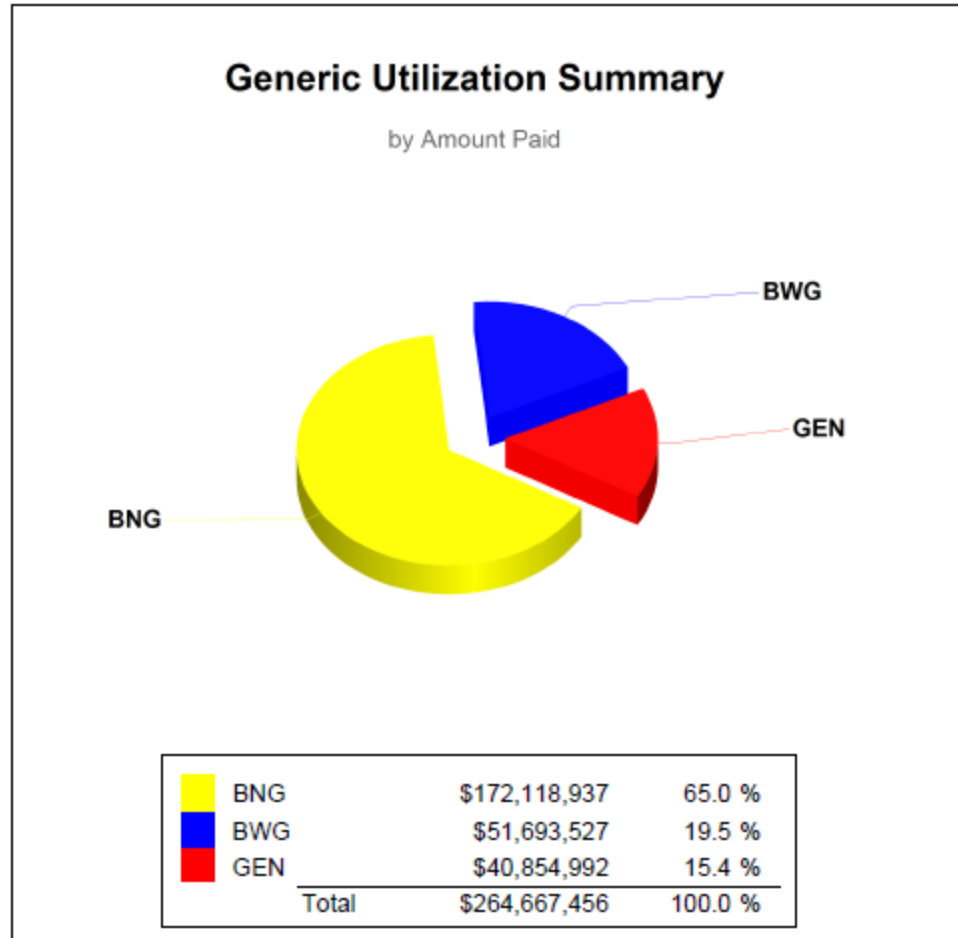
**Prescriptions**

ANTI-INFLAMMATORY TUMOR NECROSIS FACTOR INHIBITOR	2,605
ANTIHYPERGLY,INCRETIN MIMETIC(GLP-1 RECEP.AGONIST)	22,397
OPIOID WITHDRAWAL THERAPY AGENTS, OPIOID-TYPE	103,878
INSULINS	26,753
ANTIHYPERGLYCEMIC-SOD/GLUC COTRANSPORT2(SGLT2) INH	11,046
BETA-ADRENERGIC AND GLUCOCORTICOID COMBO, INHALED	22,691
ANTIPSYCHOTIC,ATYPICAL,DOPAMINE,SEROTONIN ANTAGNST	40,920
ANTINEOPLASTIC SYSTEMIC ENZYME INHIBITORS	478
CYSTIC FIBROSIS-CFTR POTENTIATOR-CORRECTOR COMBIN.	280
DIRECT FACTOR XA INHIBITORS	8,386
ARV-NUCLEOSIDE,NUCLEOTIDE RTI,INTEGRASE INHIBITORS	1,281
ANTICONVULSANTS	110,583

Pharmacy Generic Utilization Summary by Amount Paid

Reporting Month 2nd Quarter: 4/1/2023-06/30/2023

Reporting Months (2nd Quarter): 4/1/2023-06/30/2023



BNG = Brand With no Generic Available

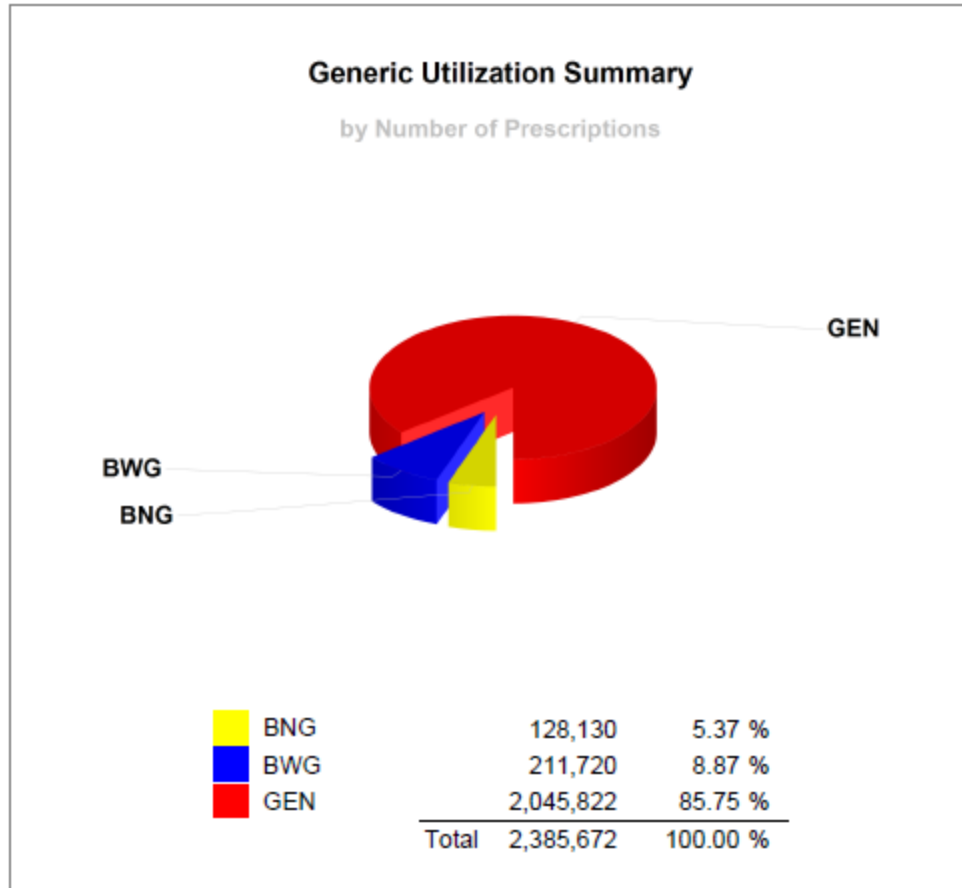
BWG = Brand Dispensed when Generic Available

GEN = Generic

Pharmacy Generic Utilization Summary By Number Of Prescriptions

Report Period from 04/01/2023 thru 06/30/2023

Reporting Months (2nd Quarter): 4/1/2023-06/30/2023



*BNG = Brand With no Generic Available*

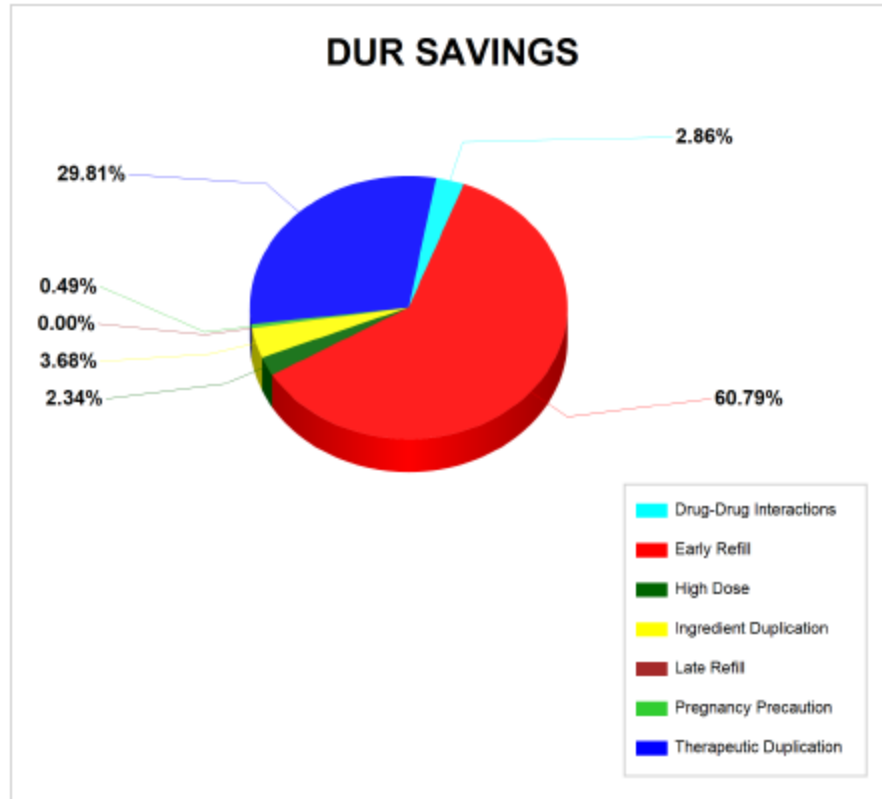
*BWG = Brand Dispensed when Generic Available*

*GEN = Generic*



**Pharmacy DUR Savings - QUARTERLY**
  
 Report Period from 04/01/2023 thru 06/30/2023

Reporting Months (2nd Quarter) : 4/1/2023 - 6/30/2023



Code	Description	Amount Saved	% of Savings
DD	Drug-Drug Interactions	\$1,535,352.62	3.00
ER	Early Refill	\$32,593,823.06	61.00
HD	High Dose	\$1,257,958.38	2.00
ID	Ingredient Duplication	\$1,976,934.86	4.00
LR	Late Refill	\$0.00	0.00
PG	Pregnancy Precaution	\$267,042.05	0.00
TD	Therapeutic Duplication	\$15,983,228.96	30.00
<b>Totals:</b>		<b>\$53,614,339.94</b>	<b>100.00</b>