

West Virginia Pharmacy Services



Drug Utilization Review

4th Quarter 2020

Prepared by : gainwell



WVDRGS044

DUR Quarterly Overall Summary Report
 Report Period from 10/01/2020 thru 12/31/2020

Categories	4th Qtr 2020	4th Qtr 2019	% Change
Total Paid Amount	\$199,295,265.72	\$186,646,676.67	6.78
Eligible Members	507,171	472,950	7.24
Utilizing Eligibles	236,732	256,249	-7.62
Total # Prescriptions	2,214,793	2,396,653	-7.59
Cost per Utilizing Member	\$841.86	\$728.38	15.58
Average # Prescriptions per Utilizer	9	9	0.00
Average Cost per Prescription	\$89.98	\$77.88	15.54
# Generic Prescriptions	1,868,920	2,038,635	-8.32
% Generic Prescriptions	84	85	-1.18
Total Cost - Generics	\$34,972,099.40	\$35,126,637.72	-0.44
Average Generic Prescription Cost	\$18.71	\$17.23	8.60
Average Days Supply - Generics	29	25	16.00
# Brand Prescriptions	345,873	358,018	-3.39
% Brand Prescriptions	15.00	14.00	7.14
Total Cost - Brand	\$164,323,166.32	\$151,520,038.95	8.45
Average Brand Prescription Cost	\$475.10	\$423.22	12.26
Average Days Supply - Brand	22	21	4.76
Rebates Collected	\$171,414,616.19	\$170,110,350.64	0.77

Top 25 Therapeutic Classes By Prescription Count

Report Period from 10/01/2020 thru 12/31/2020

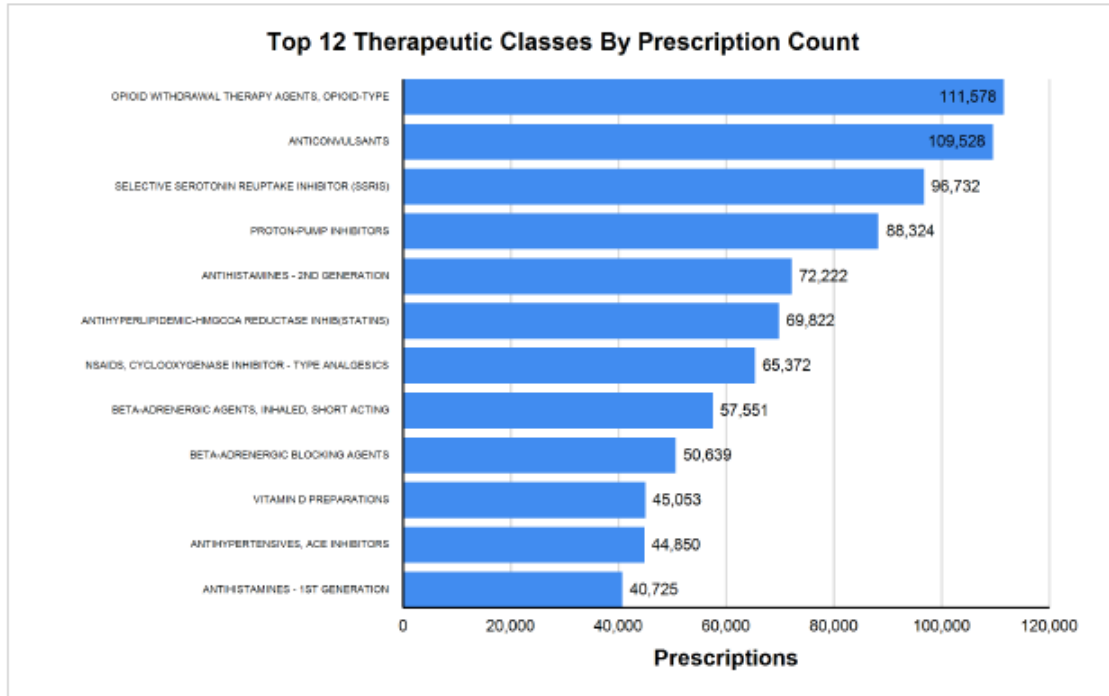
Reporting Months (4th Quarter) 10/01/2020 - 12/31/2020

Rank	Therapeutic Class	Therapeutic Class Code	Prescription Count	% of Total Prescription Count	Amount Paid
1	OPIOID WITHDRAWAL THERAPY AGENTS, OPIOID-TYPE	H3W	111,578	5.00	\$16,749,913.55
2	ANTICONVULSANTS	H4B	109,528	4.90	\$4,604,814.67
3	SELECTIVE SEROTONIN REUPTAKE INHIBITOR (SSRIS)	H2S	96,732	4.30	\$1,126,044.86
4	PROTON-PUMP INHIBITORS	D4J	88,324	4.00	\$1,540,303.58
5	ANTIHISTAMINES - 2ND GENERATION	Z2Q	72,222	3.20	\$758,499.32
6	ANTIHYPERTENSIVE-HMGCOA REDUCTASE INHIB (STATINS)	M4D	69,822	3.10	\$848,499.94
7	NSAIDS, CYCLOOXYGENASE INHIBITOR - TYPE ANALGESICS	S2B	65,372	2.90	\$899,364.77
8	BETA-ADRENERGIC AGENTS, INHALED, SHORT ACTING	B6W	57,551	2.60	\$4,028,559.31
9	BETA-ADRENERGIC BLOCKING AGENTS	J7C	50,639	2.30	\$730,773.54
10	VITAMIN D PREPARATIONS	C6D	45,053	2.00	\$431,743.78
11	ANTIHYPERTENSIVES, ACE INHIBITORS	A4D	44,850	2.00	\$502,696.60
12	ANTIHISTAMINES - 1ST GENERATION	Z2P	40,725	1.80	\$539,266.39
13	THYROID HORMONES	P3A	38,975	1.70	\$794,238.32
14	SKELETAL MUSCLE RELAXANTS	H6H	38,613	1.70	\$488,264.04
15	LEUKOTRIENE RECEPTOR ANTAGONISTS	Z4B	38,113	1.70	\$488,721.54
16	ANTIPSYCHOTIC, ATYPICAL, DOPAMINE, SEROTONIN ANTAGONST	H7T	37,250	1.70	\$6,118,146.90
17	SEROTONIN-NOREPINEPHRINE REUPTAKE-INHIB (SNRIS)	H7C	37,136	1.70	\$600,917.94
18	PENICILLIN ANTIBIOTICS	W1A	34,739	1.60	\$462,713.21
19	ANTIHYPERTENSIVE, BIGUANIDE TYPE	C4L	32,119	1.40	\$341,333.44
20	NASAL ANTI-INFLAMMATORY STEROIDS	Q7P	31,367	1.40	\$629,896.85
21	INSULINS	C4G	31,073	1.40	\$18,080,454.78
22	GLUCOCORTICOIDS	P5A	30,726	1.40	\$559,620.36
23	ANTI-ANXIETY - BENZODIAZEPINES	H20	28,896	1.30	\$314,556.27
24	CALCIUM CHANNEL BLOCKING AGENTS	A9A	28,186	1.30	\$350,117.04
25	OPIOID ANALGESIC AND NON-SALICYLATE ANALGESICS	H3U	27,766	1.20	\$402,547.16
	Totals:		1,287,355	57.60	\$62,392,007.16

WV POS Quarterly Drug Class Review Top 12 by Rx Count

Reporting Period From: 10/01/2020 - 12/31/2020

Reporting Months (4th Quarter): 10/01/2020 - 12/31/2020



Amount Paid	
OPIOID WITHDRAWAL THERAPY AGENTS, OPIOID-TYPE	\$16,749,913.55
ANTICONVULSANTS	\$4,604,814.67
SELECTIVE SEROTONIN REUPTAKE INHIBITOR (SSRIS)	\$1,126,044.86
PROTON-PUMP INHIBITORS	\$1,540,303.58
ANTIHISTAMINES - 2ND GENERATION	\$758,499.32
ANTHYPERLIPIDEMIC-HMGCOA REDUCTASE INHIB(STATINS)	\$848,499.94
NSAIDS, CYCLOOXYGENASE INHIBITOR - TYPE ANALGESICS	\$899,364.77
BETA-ADRENERGIC AGENTS, INHALED, SHORT ACTING	\$4,028,559.31
BETA-ADRENERGIC BLOCKING AGENTS	\$730,773.54
VITAMIN D PREPARATIONS	\$431,743.78
ANTIHYPERTENSIVES, ACE INHIBITORS	\$502,696.60
ANTIHISTAMINES - 1ST GENERATION	\$539,266.39

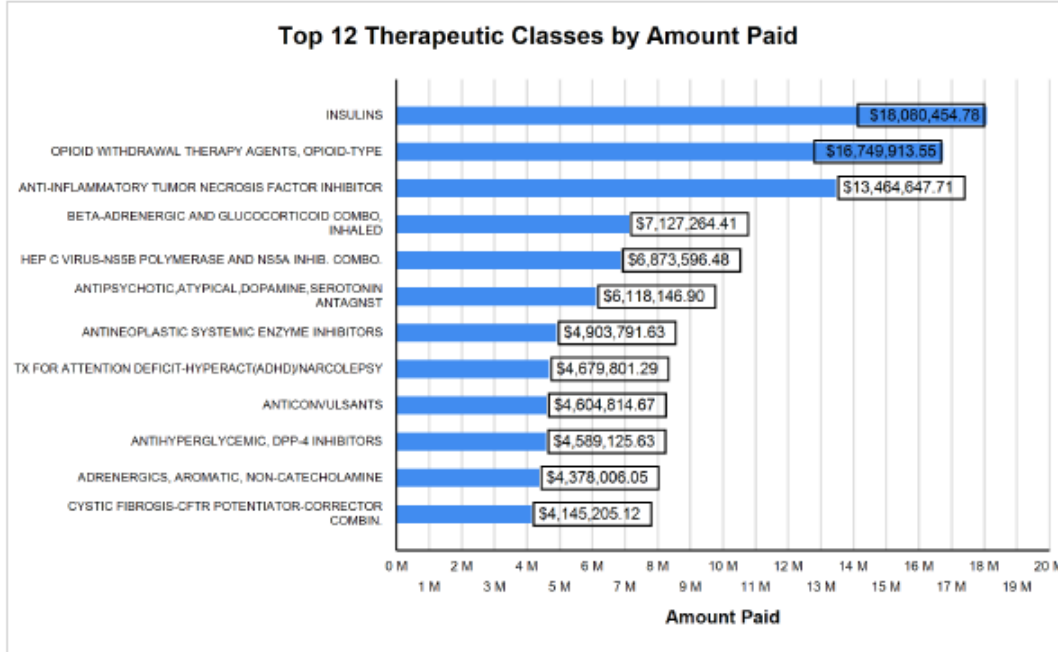
Top 25 Therapeutic Classes by Amount Paid
Report Period from 10/01/2020 thru 12/31/2020

Reporting Months (4th Quarter): 10/1/2020-12/31/2020

Rank	Therapeutic Class	Therapeutic Class Codes	Amount Paid	% of Total Amount Paid	Prescription Count
1	INSULINS	C4G	\$18,080,454.78	9.10	31,073
2	OPIOID WITHDRAWAL THERAPY AGENTS, OPIOID-TYPE	H3W	\$16,749,913.55	8.40	111,578
3	ANTI-INFLAMMATORY TUMOR NECROSIS FACTOR INHIBITOR	S2J	\$13,464,647.71	6.70	2,099
4	BETA-ADRENERGIC AND GLUCOCORTICOID COMBO, INHALED	B83	\$7,127,264.41	3.60	23,212
5	HEP C VIRUS-NS5B POLYMERASE AND NS5A INHIB. COMBO.	W0B	\$6,873,596.48	3.40	346
6	ANTIPSYCHOTIC, ATYPICAL, DOPAMINE, SEROTONIN ANTAGNST	H7T	\$6,118,146.90	3.10	37,250
7	ANTINEOPLASTIC SYSTEMIC ENZYME INHIBITORS	V1Q	\$4,903,791.63	2.50	421
8	TX FOR ATTENTION DEFICIT-HYPERACT(ADHD)/NARCOLEPSY	H2V	\$4,679,801.29	2.30	20,536
9	ANTICONSULSANTS	H4B	\$4,604,814.67	2.30	109,528
10	ANTIHYPERGLYCEMIC, DPP-4 INHIBITORS	C4J	\$4,589,125.63	2.30	8,892
11	ADRENERGICS, AROMATIC, NON-CATECHOLAMINE	J5B	\$4,378,006.05	2.20	26,018
12	CYSTIC FIBROSIS-CFTR POTENTIATOR-CORRECTOR COMBIN.	B0F	\$4,145,205.12	2.10	198
13	BETA-ADRENERGIC AGENTS, INHALED, SHORT ACTING	B8W	\$4,028,559.31	2.00	57,551
14	ANTIHYPERGLY, INCRETIN MIMETIC (GLP-1 RECEPTOR AGONIST)	C4I	\$3,836,590.36	1.90	5,080
15	ANTICHOLINERGICS, ORALLY INHALED LONG ACTING	B61	\$3,830,892.42	1.90	8,072
16	DIRECT FACTOR XA INHIBITORS	M9V	\$3,616,840.03	1.80	7,246
17	AGENTS TO TREAT MULTIPLE SCLEROSIS	H0E	\$3,201,215.36	1.60	448
18	ARV-NUCLEOSIDE, NUCLEOTIDE RTI, INTEGRASE INHIBITORS	W5X	\$2,628,988.01	1.30	856
19	ANTIPSORIATIC AGENTS, SYSTEMIC	L1A	\$2,604,898.02	1.30	426
20	HEPATITIS C VIRUS- NS5A AND NS3/4A INHIBITOR COMB	W0E	\$2,370,106.37	1.20	187
21	BLOOD SUGAR DIAGNOSTICS	M4A	\$2,199,301.48	1.10	21,529
22	ANTI-ALCOHOLIC PREPARATIONS	C0D	\$2,148,208.85	1.10	2,154
23	GROWTH HORMONES	P1A	\$2,055,076.24	1.00	398
24	ANTIPSYCHOTICS, ATYP, D2 PARTIAL AGONIST/5HT MIXED	H7X	\$1,746,289.50	0.90	13,657
25	ANTIHYPERGLYCEMIC-SOD/GLUC COTRANSPORT2(SGLT2) INHIB	C4D	\$1,624,063.49	0.80	2,820
Totals:			\$131,605,397.66	65.90	491,575

Top 12 Therapeutic Classes by Amount Paid
 Reporting Months 4th Quarter: 10/1/2020-12/31/2020

Reporting Months (4th Quarter): 10/1/2020-12/31/2020



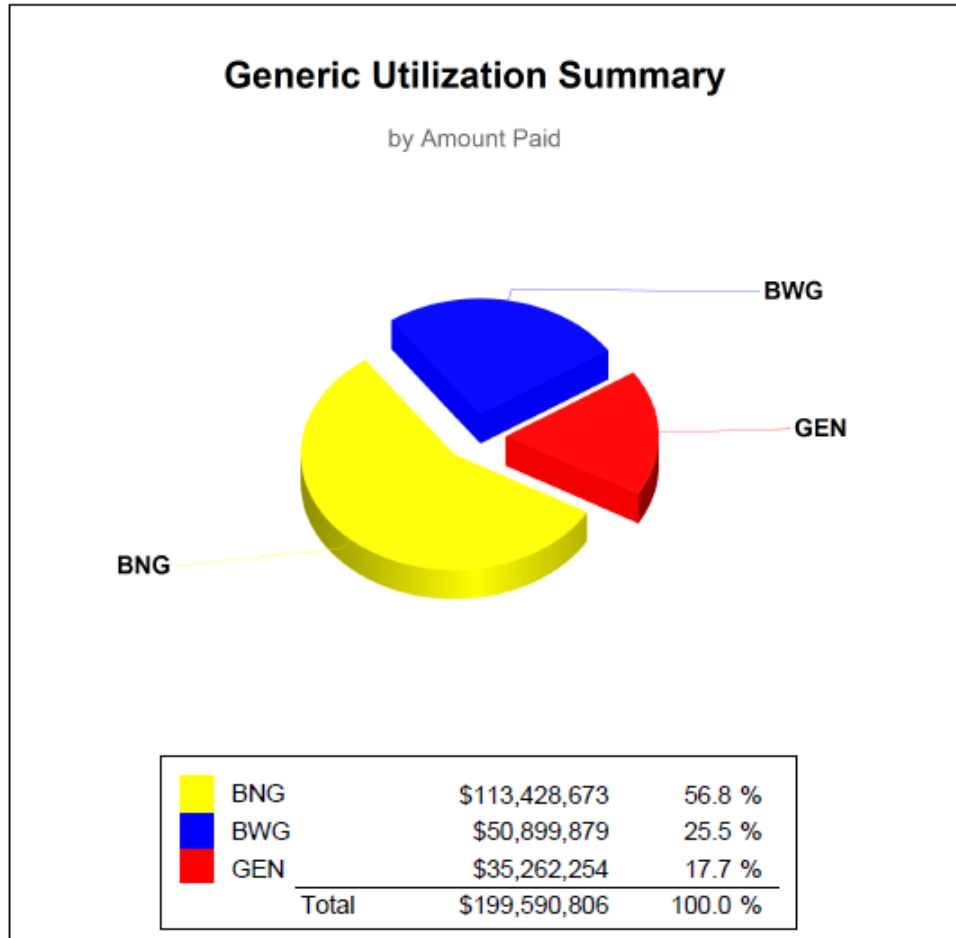
Prescriptions

INSULINS	31,073
OPIOID WITHDRAWAL THERAPY AGENTS, OPIOID-TYPE	111,578
ANTI-INFLAMMATORY TUMOR NECROSIS FACTOR INHIBITOR	2,099
BETA-ADRENERGIC AND GLUCOCORTICOID COMBO, INHALED	23,212
HEP C VIRUS-NS5B POLYMERASE AND NSSA INHIB. COMBO.	346
ANTIPSYCHOTIC, ATYPICAL, DOPAMINE, SEROTONIN ANTAGNST	37,250
ANTINEOPLASTIC SYSTEMIC ENZYME INHIBITORS	421
TX FOR ATTENTION DEFICIT-HYPERACT(ADHD)/NARCOLEPSY	20,536
ANTICONVULSANTS	109,528
ANTIHYPERTENSIVE, DPP-4 INHIBITORS	8,892
ADRENERGICS, AROMATIC, NON-CATECHOLAMINE	26,018
CYSTIC FIBROSIS-CFTR POTENTIATOR-CORRECTOR COMBIN.	198

Pharmacy Generic Utilization Summary by Amount Paid

Reporting Month 4th Quarter: 10/1/2020-12/31/2020

Reporting Months (4th Quarter): 10/1/2020-12/31/2020



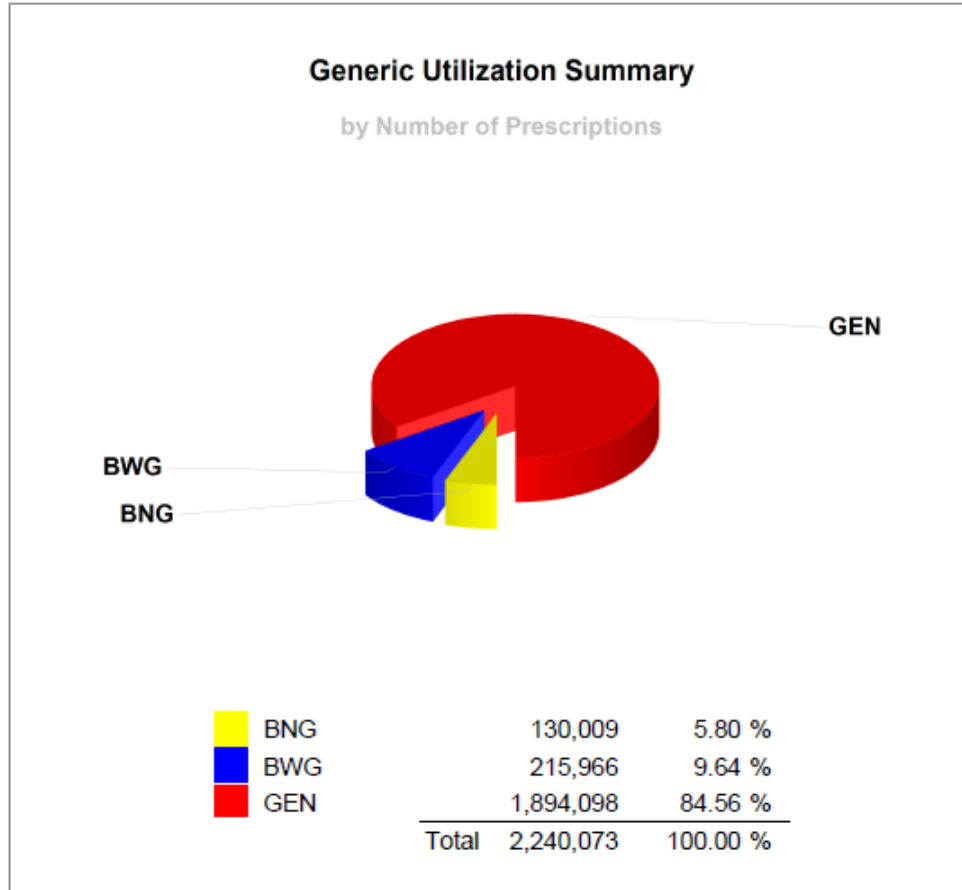
BNG = Brand With no Generic Available

BWG = Brand Dispensed when Generic Available

GEN = Generic

Pharmacy Generic Utilization Summary By Number Of Prescriptions
 Report Period from 10/01/2020 thru 12/31/2020

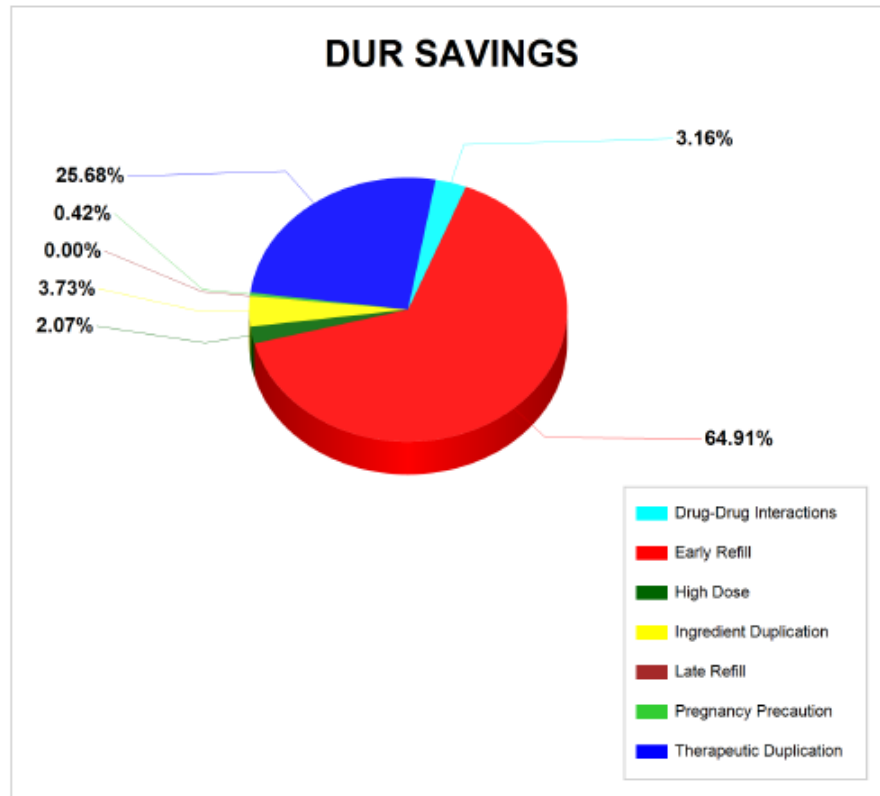
Reporting Months (4th Quarter): 10/1/2020-12/31/2020



BNG = Brand With no Generic Available BWG = Brand Dispensed when Generic Available
GEN = Generic

Pharmacy DUR Savings - QUARTERLY
 Report Period from 10/01/2020 thru 12/31/2020

Reporting Months (4th Quarter) : 10/1/2020 - 12/31/2020



Code	Description	Amount Saved	% of Savings
DD	Drug-Drug Interactions	\$1,084,367.04	3.00
ER	Early Refill	\$22,224,652.69	65.00
HD	High Dose	\$709,652.13	2.00
ID	Ingredient Duplication	\$1,279,322.49	4.00
LR	Late Refill	\$0.00	0.00
PG	Pregnancy Precaution	\$144,629.95	0.00
TD	Therapeutic Duplication	\$8,793,733.11	26.00
	Totals:	\$34,236,357.40	100.00