

West Virginia Pharmacy Services



Drug Utilization Review 1st Quarter 2018

Prepared by :



DUR Quarterly Overall Summary Report

Report Period from 01/01/2018 thru 03/31/2018

Categories	1st Qtr 2018	1st Qtr 2017	% Change
Total Paid Amount	\$173,863,242.00	\$26,403,376.52	558.49
Eligible Members	487,212	116,383	318.63
Utilizing Eligibles	277,258	52,366	429.46
Total # Prescriptions	2,496,313	357,851	597.58
Cost per Utilizing Member	\$627.08	\$504.21	24.37
Average # Prescriptions per Utilizer	9	6	50.00
Average Cost per Prescription	\$69.65	\$73.78	-5.60
# Generic Prescriptions	2,163,260	312,034	593.28
% Generic Prescriptions	86	87	-1.15
Total Cost - Generics	\$39,798,304.08	\$5,762,116.93	590.69
Average Generic Prescription Cost	\$18.40	\$18.47	-0.37
Average Days Supply - Generics	24	24	0.00
# Brand Prescriptions	333,053	45,817	626.92
% Brand Prescriptions	13.00	12.00	8.33
Total Cost - Brand	\$134,064,937.92	\$20,641,259.59	549.50
Average Brand Prescription Cost	\$402.53	\$450.52	-10.65
Average Days Supply - Brand	22	25	-12.00
Rebates Collected	\$66,184,878.31	\$81,962,331.51	-19.25

Top 25 Therapeutic Classes By Prescription Count

Report Period from 01/01/2018 thru 03/31/2018

Reporting Months (1st Quarter) 01/01/2018 - 03/31/2018

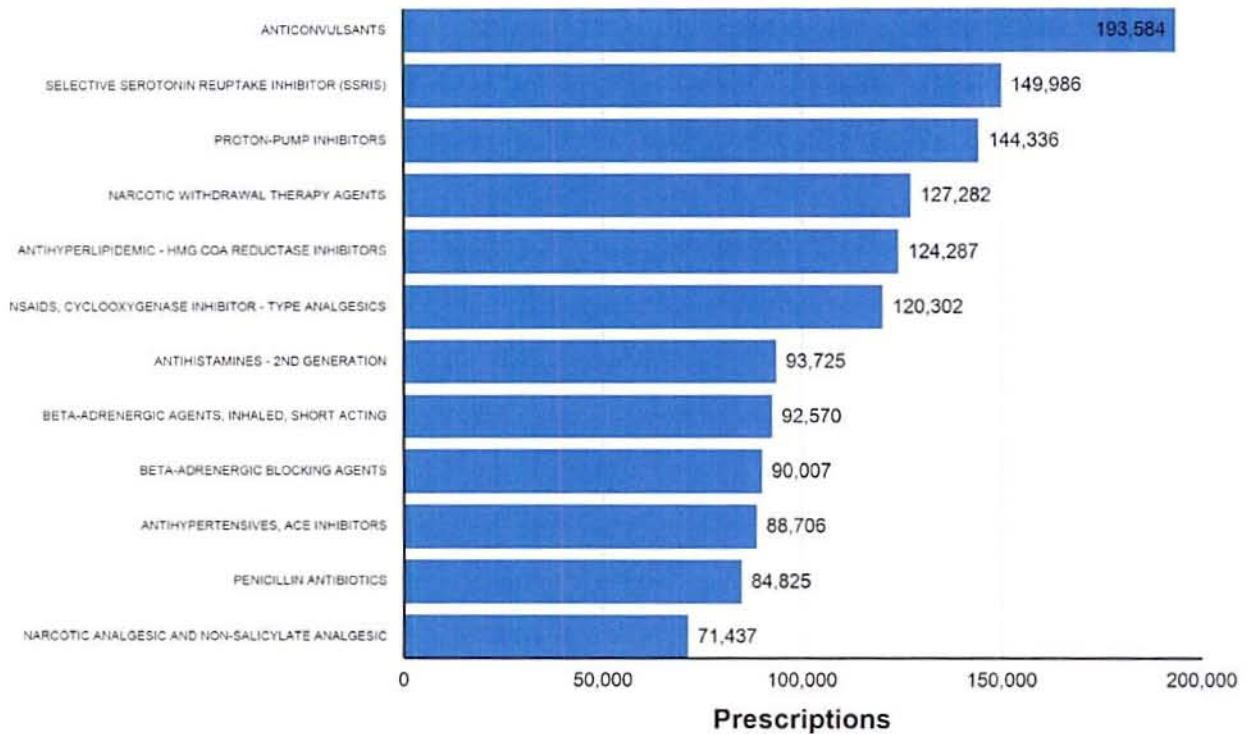
Rank	Therapeutic Class	Therapeutic Class Code	Prescription Count	% of Total Prescription Count	Amount Paid
1	ANTICONVULSANTS	H4B	193,584	7.70	\$10,350,772.05
2	SELECTIVE SEROTONIN REUPTAKE INHIBITOR (SSRIS)	H2S	149,986	5.90	\$1,649,347.79
3	PROTON-PUMP INHIBITORS	D4J	144,336	5.70	\$2,673,375.74
4	NARCOTIC WITHDRAWAL THERAPY AGENTS	H3W	127,282	5.00	\$15,460,611.92
5	ANTIHYPERLIPIDEMIC - HMG COA REDUCTASE INHIBITORS	M4D	124,287	4.90	\$1,526,191.27
6	NSAIDS, CYCLOOXYGENASE INHIBITOR - TYPE ANALGESICS	S2B	120,302	4.80	\$1,424,377.67
7	ANTIHISTAMINES - 2ND GENERATION	Z2Q	93,725	3.70	\$998,505.10
8	BETA-ADRENERGIC AGENTS, INHALED, SHORT ACTING	B6W	92,570	3.70	\$5,386,859.38
9	BETA-ADRENERGIC BLOCKING AGENTS	J7C	90,007	3.60	\$1,274,676.63
10	ANTIHYPERTENSIVES, ACE INHIBITORS	A4D	88,706	3.50	\$879,242.34
11	PENICILLIN ANTIBIOTICS	W1A	84,825	3.40	\$1,193,622.48
12	NARCOTIC ANALGESIC AND NON-SALICYLATE ANALGESIC	H3U	71,437	2.80	\$1,161,521.97
13	THYROID HORMONES	P3A	70,448	2.80	\$1,192,539.05
14	SKELETAL MUSCLE RELAXANTS	H6H	67,469	2.70	\$879,516.59
15	GLUCOCORTICOIDS	P5A	65,401	2.60	\$1,058,968.33
16	SEROTONIN-NOREPINEPHRINE REUPTAKE-INHIB (SNRIS)	H7C	60,388	2.40	\$1,027,828.11
17	ANTIHYPERGLYCEMIC, BIGUANIDE TYPE	C4L	60,227	2.40	\$621,358.70
18	VITAMIN D PREPARATIONS	C6D	57,918	2.30	\$549,736.65
19	ANTI-ANXIETY - BENZODIAZEPINES	H20	57,747	2.30	\$636,900.86
20	LEUKOTRIENE RECEPTOR ANTAGONISTS	Z4B	57,466	2.30	\$746,742.23
21	HISTAMINE H2-RECEPTOR INHIBITORS	Z2D	57,166	2.30	\$711,441.01
22	ANTIHISTAMINES - 1ST GENERATION	Z2P	54,731	2.20	\$703,282.77
23	CALCIUM CHANNEL BLOCKING AGENTS	A9A	49,924	2.00	\$641,920.17
24	NASAL ANTI-INFLAMMATORY STEROIDS	Q7P	48,951	1.90	\$803,662.71
25	ANTIPSYCHOTIC, ATYPICAL, DOPAMINE, SEROTONIN ANTAGNST	H7T	48,885	1.90	\$6,726,775.35
Totals:			2,137,768	84.80	\$60,279,776.87

WV POS Quarterly Drug Class Review Top 12 by Rx Count

Reporting Period From: 01/01/2018 - 03/31/2018

Reporting Months (1st Quarter): 01/01/2018 - 03/31/2018

Top 12 Therapeutic Classes By Prescription Count



Amount Paid	
ANTICONVULSANTS	\$10,350,772.05
SELECTIVE SEROTONIN REUPTAKE INHIBITOR (SSRIS)	\$1,649,347.79
PROTON-PUMP INHIBITORS	\$2,673,375.74
NARCOTIC WITHDRAWAL THERAPY AGENTS	\$15,460,611.92
ANTIHYPERLIPIDEMIC - HMG COA REDUCTASE INHIBITORS	\$1,526,191.27
NSAIDS, CYCLOOXYGENASE INHIBITOR - TYPE ANALGESICS	\$1,424,377.67
ANTIHISTAMINES - 2ND GENERATION	\$998,505.10
BETA-ADRENERGIC AGENTS, INHALED, SHORT ACTING	\$5,386,859.38
BETA-ADRENERGIC BLOCKING AGENTS	\$1,274,676.63
ANTIHYPERTENSIVES, ACE INHIBITORS	\$879,242.34
PENICILLIN ANTIBIOTICS	\$1,193,622.48
NARCOTIC ANALGESIC AND NON-SALICYLATE ANALGESIC	\$1,161,521.97

Top 25 Therapeutic Classes by Amount Paid

Report Period from 01/01/2018 thru 03/31/2018

Reporting Months (1st Quarter): 1/1/2018-03/31/2018

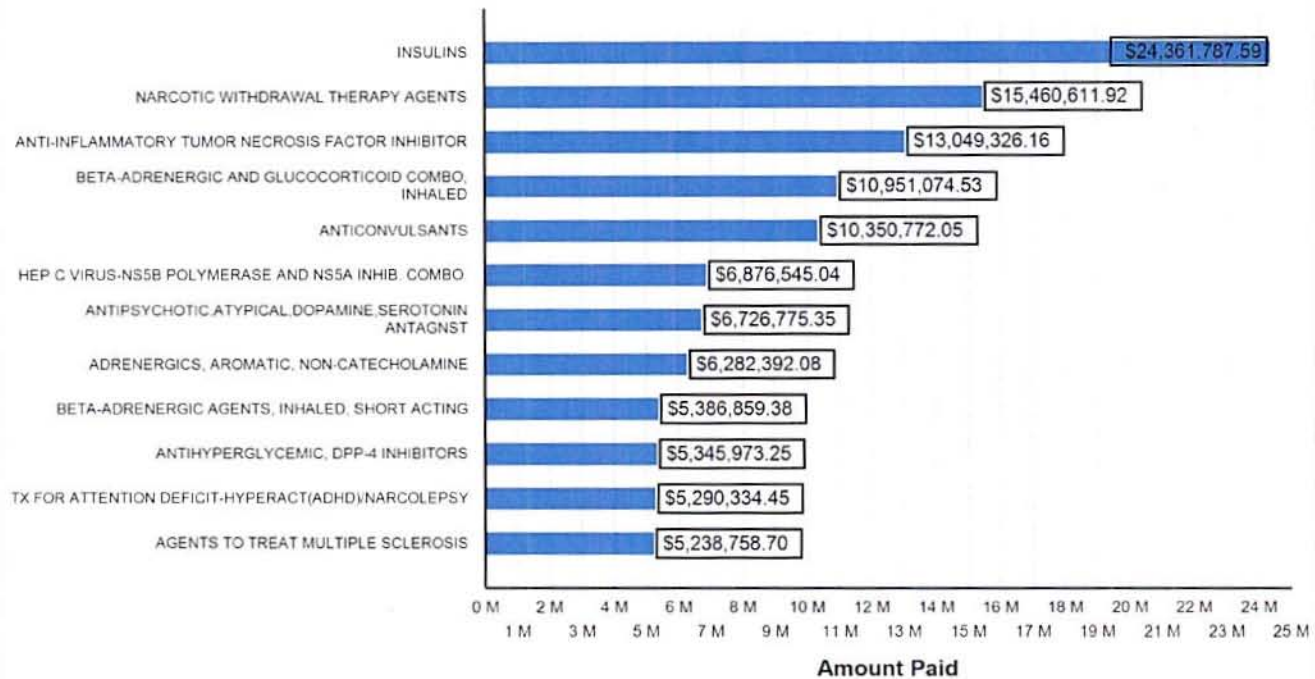
Rank	Therapeutic Class	Therapeutic Class Codes	Amount Paid	% of Total Amount Paid	Prescription Count
1	INSULINS	C4G	\$24,361,787.59	14.00	48,713
2	NARCOTIC WITHDRAWAL THERAPY AGENTS	H3W	\$15,460,611.92	8.90	127,282
3	ANTI-INFLAMMATORY TUMOR NECROSIS FACTOR INHIBITOR	S2J	\$13,049,326.16	7.50	2,451
4	BETA-ADRENERGIC AND GLUCOCORTICOID COMBO, INHALED	B63	\$10,951,074.53	6.30	33,793
5	ANTICONVULSANTS	H4B	\$10,350,772.05	5.90	193,584
6	HEP C VIRUS-NS5B POLYMERASE AND NS5A INHIB. COMBO.	W0B	\$6,876,545.04	3.90	264
7	ANTIPSYCHOTIC, ATYPICAL, DOPAMINE, SEROTONIN ANTAGNST	H7T	\$6,726,775.35	3.90	48,885
8	ADRENERGICS, AROMATIC, NON-CATECHOLAMINE	J5B	\$6,282,392.08	3.60	34,194
9	BETA-ADRENERGIC AGENTS, INHALED, SHORT ACTING	B6W	\$5,386,859.38	3.10	92,570
10	ANTIHYPERGLYCEMIC, DPP-4 INHIBITORS	C4J	\$5,345,973.25	3.10	14,055
11	TX FOR ATTENTION DEFICIT-HYPERACT(ADHD)/NARCOLEPSY	H2V	\$5,290,334.45	3.00	25,098
12	AGENTS TO TREAT MULTIPLE SCLEROSIS	H0E	\$5,238,758.70	3.00	841
13	ANTICHOLINERGICS, ORALLY INHALED LONG ACTING	B61	\$5,206,547.08	3.00	13,901
14	ANTINEOPLASTIC SYSTEMIC ENZYME INHIBITORS	V1Q	\$4,034,015.38	2.30	457
15	ANTIVIRALS, GENERAL	W5A	\$3,412,258.74	2.00	36,887
16	ANTI-ALCOHOLIC PREPARATIONS	C0D	\$3,340,514.51	1.90	3,567
17	BLOOD SUGAR DIAGNOSTICS	M4A	\$3,269,601.06	1.90	31,782
18	DIRECT FACTOR XA INHIBITORS	M9V	\$2,831,067.42	1.60	7,485
19	PROTON-PUMP INHIBITORS	D4J	\$2,673,375.74	1.50	144,336
20	ANTIPSYCHOTICS, ATYP, D2 PARTIAL AGONIST/5HT MIXED	H7X	\$2,543,514.00	1.50	15,271
21	HEPATITIS C VIRUS- NS5A AND NS3/4A INHIBITOR COMB	W0E	\$2,420,325.95	1.40	181
22	CYSTIC FIBROSIS-CFTR POTENTIATOR-CORRECTOR COMBIN.	B0F	\$2,137,926.21	1.20	108
23	ANTIPSORIATIC AGENTS, SYSTEMIC	L1A	\$1,962,986.73	1.10	390
24	ANTIHYPERGLY, INCRETIN MIMETIC (GLP-1 RECEPTOR AGONIST)	C4I	\$1,905,685.53	1.10	3,075
25	GLUCOCORTICIDS, ORALLY INHALED	B6M	\$1,745,341.32	1.00	7,280
Totals:			\$152,804,370.17	87.70	886,450

Top 12 Therapeutic Classes by Amount Paid

Reporting Months 1st Quarter: 1/1/2018-03/31/2018

Reporting Months (1st Quarter): 1/1/2018-03/31/2018

Top 12 Therapeutic Classes by Amount Paid



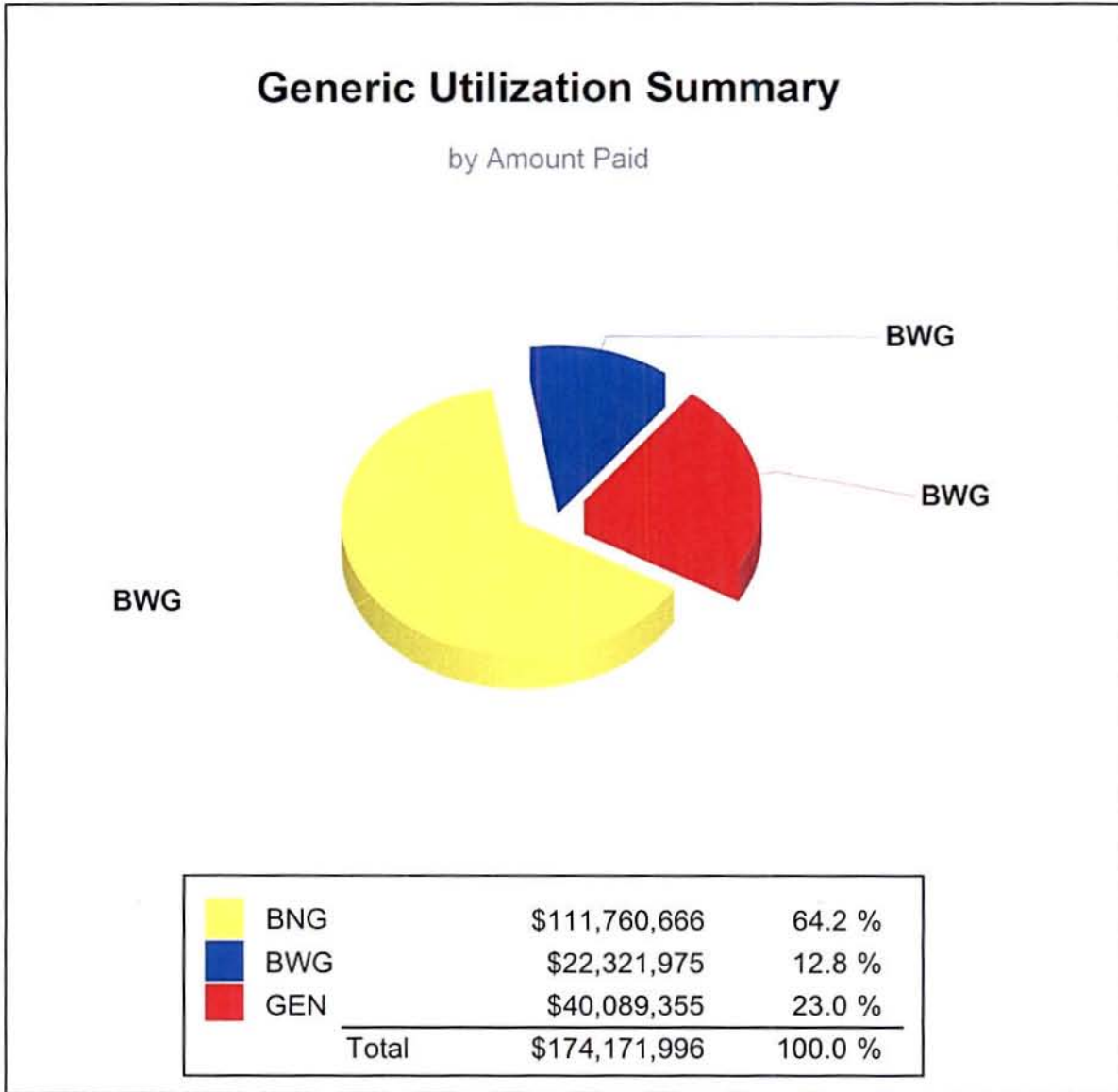
Prescriptions

INSULINS	48,713
NARCOTIC WITHDRAWAL THERAPY AGENTS	127,282
ANTI-INFLAMMATORY TUMOR NECROSIS FACTOR INHIBITOR	2,451
BETA-ADRENERGIC AND GLUCOCORTICOID COMBO, INHALED	33,793
ANTICONSULSANTS	193,584
HEP C VIRUS-NS5B POLYMERASE AND NS5A INHIB. COMBO.	264
ANTIPSYCHOTIC, ATYPICAL, DOPAMINE, SEROTONIN ANTAGNIST	48,885
ADRENERGICS, AROMATIC, NON-CATECHOLAMINE	34,194
BETA-ADRENERGIC AGENTS, INHALED, SHORT ACTING	92,570
ANTIHYPERGLYCEMIC, DPP-4 INHIBITORS	14,055
TX FOR ATTENTION DEFICIT-HYPERACT(ADHD)/NARCOLEPSY	25,098
AGENTS TO TREAT MULTIPLE SCLEROSIS	841

Pharmacy Generic Utilization Summary by Amount Paid

Reporting Month 1st Quarter: 1/1/2018-03/31/2018

Reporting Months (1st Quarter): 1/1/2018-03/31/2018



BNG = Brand With no Generic Available

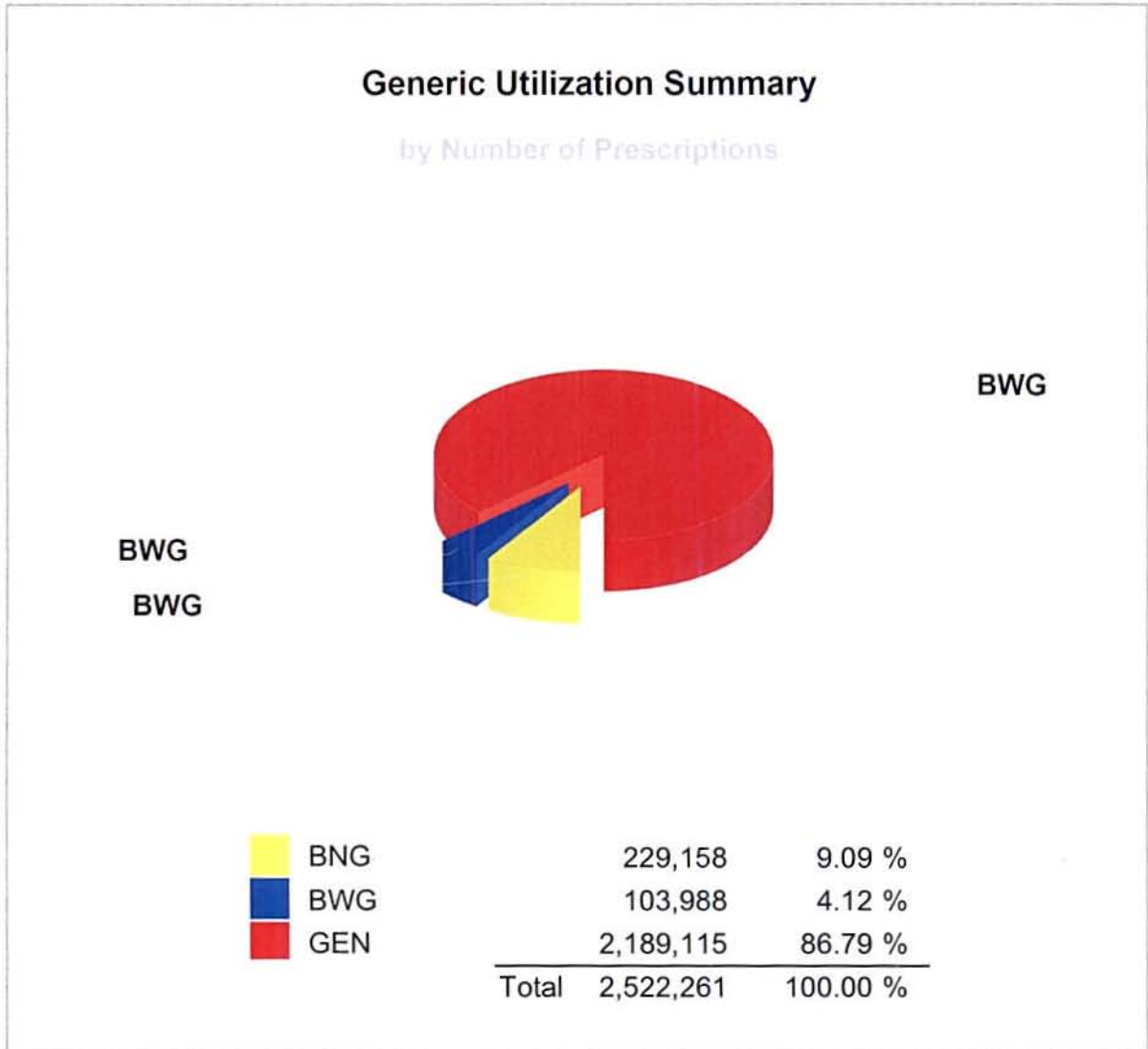
BWG = Brand Dispensed when Generic Available

GEN = Generic

Pharmacy Generic Utilization Summary By Number Of Prescriptions

Report Period from 01/01/2018 thru 03/31/2018

Reporting Months (1st Quarter): 1/1/2018-03/31/2018



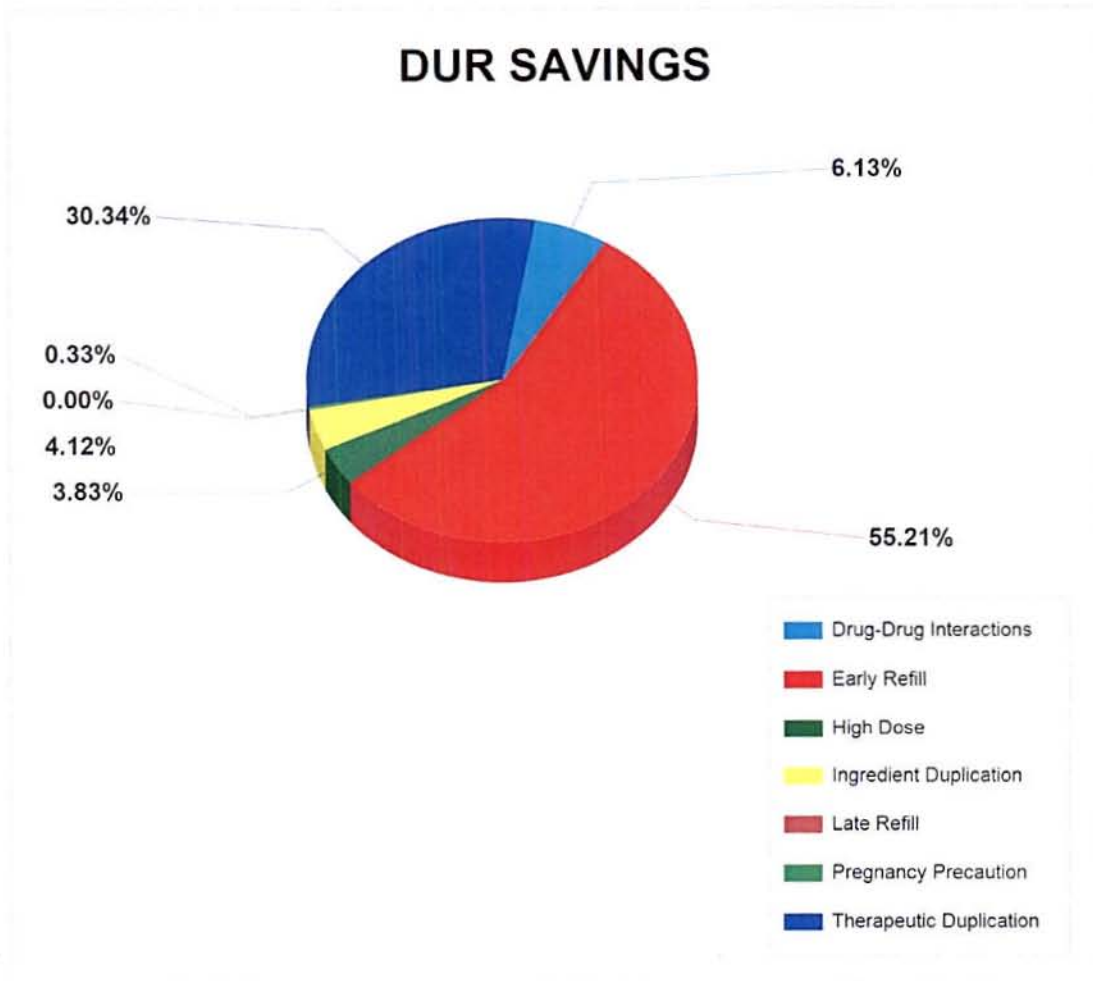
BNG = Brand With no Generic Available

BWG = Brand Dispensed when Generic Available

GEN = Generic

Pharmacy DUR Savings - QUARTERLY
 Report Period from 01/01/2018 thru 03/31/2018

Reporting Months (1st Quarter) : 1/1/2018 - 3/31/2018



Code	Description	Amount Saved	% of Savings
DD	Drug-Drug Interactions	\$1,443,469.58	6.00
ER	Early Refill	\$12,982,459.05	55.00
HD	High Dose	\$901,702.52	4.00
ID	Ingredient Duplication	\$970,804.05	4.00
LR	Late Refill	\$0.00	0.00
PG	Pregnancy Precaution	\$78,144.79	0.00
TD	Therapeutic Duplication	\$7,134,854.04	30.00
Totals:		\$23,511,434.01	100.00