


West Virginia Pharmacy Services



Drug Utilization Review

1st Quarter 2017

Prepared by :



Drug Utilization Review Board Meeting

05/25/2017

Disclaimer: This report is for trending purposes only and is not intended to match other financial reports.

DUR Quarterly Overall Summary Report

Report Period from 01/01/2017 thru 03/31/2017

Categories	1st Qtr 2017	1st Qtr 2016	% Change
Total Paid Amount	\$26,417,846.32	\$69,134,748.92	-61.79
Eligible Members	114,047	147,930	-22.90
Utilizing Eligibles	52,395	75,938	-31.00
Total # Prescriptions	358,089	933,642	-61.65
Cost per Utilizing Member	\$504.21	\$910.41	-44.62
Average # Prescriptions per Utilizer	6	12	-50.00
Average Cost per Prescription	\$73.77	\$74.05	-0.37
# Generic Prescriptions	312,234	804,332	-61.18
% Generic Prescriptions	87	86	1.16
Total Cost - Generics	\$5,765,577.42	\$15,374,118.62	-62.50
Average Generic Prescription Cost	\$18.47	\$19.11	-3.39
Average Days Supply - Generics	24	25	-4.00
# Brand Prescriptions	45,855	129,310	-64.54
% Brand Prescriptions	12.00	13.00	-7.69
Total Cost - Brand	\$20,652,268.90	\$53,760,630.30	-61.58
Average Brand Prescription Cost	\$450.38	\$415.75	8.33
Average Days Supply - Brand	25	26	-3.85
Rebates Collected	\$81,962,331.81	\$79,289,965.44	3.37

Top 25 Therapeutic Classes By Prescription Count

Report Period from 01/01/2017 thru 03/31/2017

Reporting Months (1st Quarter) 01/01/2017 - 03/31/2017

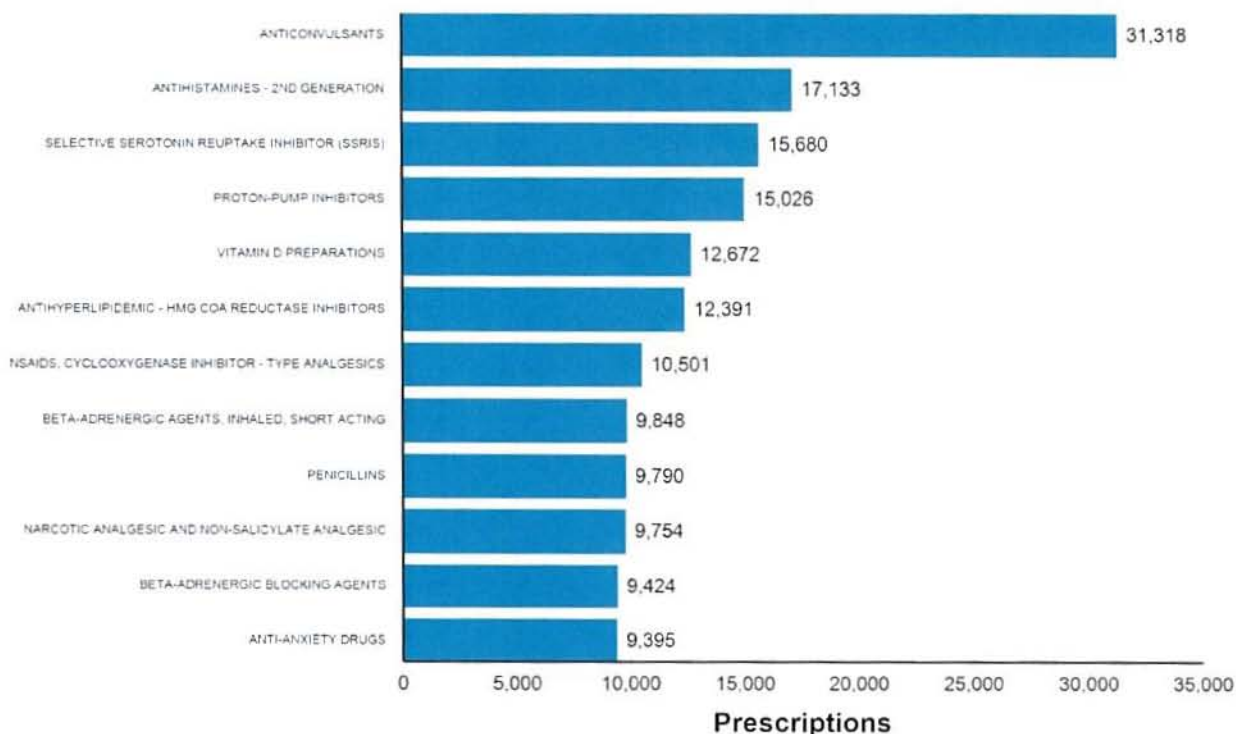
Rank	Therapeutic Class	Therapeutic Class Code	Prescription Count	% of Total Prescription Count	Amount Paid
1	ANTICONVULSANTS	H4B	31,318	8.10	\$2,067,647.46
2	ANTIHISTAMINES - 2ND GENERATION	Z2Q	17,133	4.40	\$122,939.36
3	SELECTIVE SEROTONIN REUPTAKE INHIBITOR (SSRIS)	H2S	15,680	4.10	\$124,613.78
4	PROTON-PUMP INHIBITORS	D4J	15,026	3.90	\$473,940.92
5	VITAMIN D PREPARATIONS	C6D	12,672	3.30	\$79,527.73
6	ANTIHYPERTENSIVE - HMG COA REDUCTASE INHIBITORS	M4D	12,391	3.20	\$117,217.58
7	NSAIDS, CYCLOOXYGENASE INHIBITOR - TYPE ANALGESICS	S2B	10,501	2.70	\$98,488.35
8	BETA-ADRENERGIC AGENTS, INHALED, SHORT ACTING	B6W	9,848	2.60	\$492,913.45
9	PENICILLINS	W1A	9,790	2.50	\$122,082.75
10	NARCOTIC ANALGESIC AND NON-SALICYLATE ANALGESIC	H3U	9,754	2.50	\$144,113.17
11	BETA-ADRENERGIC BLOCKING AGENTS	J7C	9,424	2.40	\$117,059.38
12	ANTI-ANXIETY DRUGS	H2F	9,395	2.40	\$75,648.16
13	ANTIPSYCHOTIC, ATYPICAL, DOPAMINE, SEROTONIN ANTAGONIST	H7T	8,564	2.20	\$968,834.20
14	ANTIHYPERTENSIVES, ACE INHIBITORS	A4D	8,552	2.20	\$61,395.75
15	THYROID HORMONES	P3A	7,346	1.90	\$114,033.32
16	GLUCOCORTICOIDS	P5A	6,842	1.80	\$92,966.73
17	SKELETAL MUSCLE RELAXANTS	H6H	6,803	1.80	\$74,048.34
18	LEUKOTRIENE RECEPTOR ANTAGONISTS	Z4B	6,611	1.70	\$81,769.67
19	ANTIHISTAMINES - 1ST GENERATION	Z2P	6,481	1.70	\$67,974.50
20	INSULINS	C4G	6,399	1.70	\$2,829,160.53
21	ANTIHYPERTENSIVES, SYMPATHOLYTIC	A4B	6,292	1.60	\$79,936.97
22	ANTIHYPERTENSIVE, BIGUANIDE TYPE	C4L	5,822	1.50	\$37,821.67
23	ADRENERGICS, AROMATIC, NON-CATECHOLAMINE	J5B	5,817	1.50	\$1,153,034.62
24	HISTAMINE H2-RECEPTOR INHIBITORS	Z2D	5,726	1.50	\$54,695.88
25	TX FOR ATTENTION DEFICIT-HYPERACT (ADHD)/NARCOLEPSY	H2V	5,657	1.50	\$1,089,469.73
Totals:			249,844	64.70	\$10,741,334.00

WV POS Quarterly Drug Class Review Top 12 by Rx Count

Reporting Period From: 01/01/2017 - 03/31/2017

Reporting Months (1st Quarter): 01/01/2017 - 03/31/2017

Top 12 Therapeutic Classes By Prescription Count



Amount Paid

ANTICONVULSANTS	\$2,067,647.46
ANTIHISTAMINES - 2ND GENERATION	\$122,939.36
SELECTIVE SEROTONIN REUPTAKE INHIBITOR (SSRIS)	\$124,613.78
PROTON-PUMP INHIBITORS	\$473,940.92
VITAMIN D PREPARATIONS	\$79,527.73
ANTIHYPERLIPIDEMIC - HMG COA REDUCTASE INHIBITORS	\$117,217.58
NSAIDS, CYCLOOXYGENASE INHIBITOR - TYPE ANALGESICS	\$98,488.35
BETA-ADRENERGIC AGENTS, INHALED, SHORT ACTING	\$492,913.45
PENICILLINS	\$122,082.75
NARCOTIC ANALGESIC AND NON-SALICYLATE ANALGESIC	\$144,113.17
BETA-ADRENERGIC BLOCKING AGENTS	\$117,059.38
ANTI-ANXIETY DRUGS	\$75,648.16

Top 25 Therapeutic Classes by Amount Paid

Report Period from 01/01/2017 thru 03/31/2017

Reporting Months (1st Quarter): 1/1/2017-03/31/2017

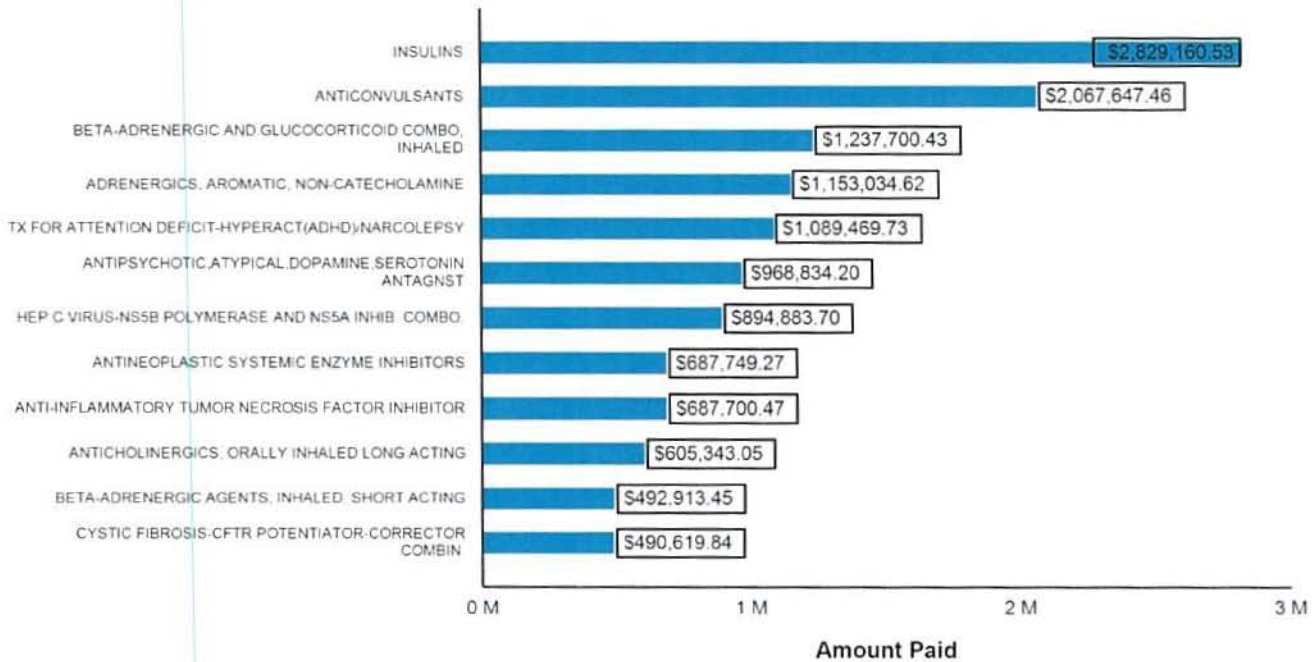
Rank	Therapeutic Class	Therapeutic Class Codes	Amount Paid	% of Total Amount Paid	Prescription Count
1	INSULINS	C4G	\$2,829,160.53	10.50	6,399
2	ANTICONVULSANTS	H4B	\$2,067,647.46	7.70	31,318
3	BETA-ADRENERGIC AND GLUCOCORTICOID COMBO, INHALED	B63	\$1,237,700.43	4.60	3,922
4	ADRENERGICS, AROMATIC, NON-CATECHOLAMINE	J5B	\$1,153,034.62	4.30	5,817
5	TX FOR ATTENTION DEFICIT-HYPERACT(ADHD)/NARCOLEPSY	H2V	\$1,089,469.73	4.00	5,657
6	ANTIPSYCHOTIC, ATYPICAL, DOPAMINE, SEROTONIN ANTAGNST	H7T	\$968,834.20	3.60	8,564
7	HEP C VIRUS-NS5B POLYMERASE AND NS5A INHIB. COMBO.	W0B	\$894,883.70	3.30	35
8	ANTINEOPLASTIC SYSTEMIC ENZYME INHIBITORS	V1Q	\$687,749.27	2.60	66
9	ANTI-INFLAMMATORY TUMOR NECROSIS FACTOR INHIBITOR	S2J	\$687,700.47	2.60	149
10	ANTICHOLINERGICS, ORALLY INHALED LONG ACTING	B61	\$605,343.05	2.20	1,685
11	BETA-ADRENERGIC AGENTS, INHALED, SHORT ACTING	B6W	\$492,913.45	1.80	9,848
12	CYSTIC FIBROSIS-CFTR POTENTIATOR-CORRECTOR COMBIN.	B0F	\$490,619.84	1.80	27
13	PROTON-PUMP INHIBITORS	D4J	\$473,940.92	1.80	15,026
14	GROWTH HORMONES	P1A	\$471,477.28	1.70	126
15	AGENTS TO TREAT MULTIPLE SCLEROSIS	H0E	\$465,307.64	1.70	81
16	TX FOR ATTENTION DEFICIT-HYPERACT.(ADHD), NRI-TYPE	H7Y	\$455,541.64	1.70	1,146
17	NARCOTIC WITHDRAWAL THERAPY AGENTS	H3W	\$404,414.10	1.50	3,283
18	ANTIVIRALS, GENERAL	W5A	\$369,725.24	1.40	2,565
19	ANTINEOPLASTIC - MTOR KINASE INHIBITORS	V3C	\$298,226.29	1.10	24
20	GLUCOCORTICOID, ORALLY INHALED	B6M	\$278,181.24	1.00	1,078
21	ANTIVIRAL MONOCLONAL ANTIBODIES	W5D	\$271,363.21	1.00	100
22	DIRECT FACTOR XA INHIBITORS	M9V	\$267,638.94	1.00	807
23	ANTIPSYCHOTICS, ATYP, D2 PARTIAL AGONIST/5HT MIXED	H7X	\$264,856.60	1.00	1,938
24	ANTIHYPERGLYCEMIC, DPP-4 INHIBITORS	C4J	\$262,467.08	1.00	743
25	MUCOLYTICS	B3A	\$260,421.21	1.00	73
Totals:			\$17,748,618.14	65.90	100,477

Top 12 Therapeutic Classes by Amount Paid

Reporting Months 1st Quarter: 1/1/2017-03/31/2017

Reporting Months (1st Quarter): 1/1/2017-03/31/2017

Top 12 Therapeutic Classes by Amount Paid



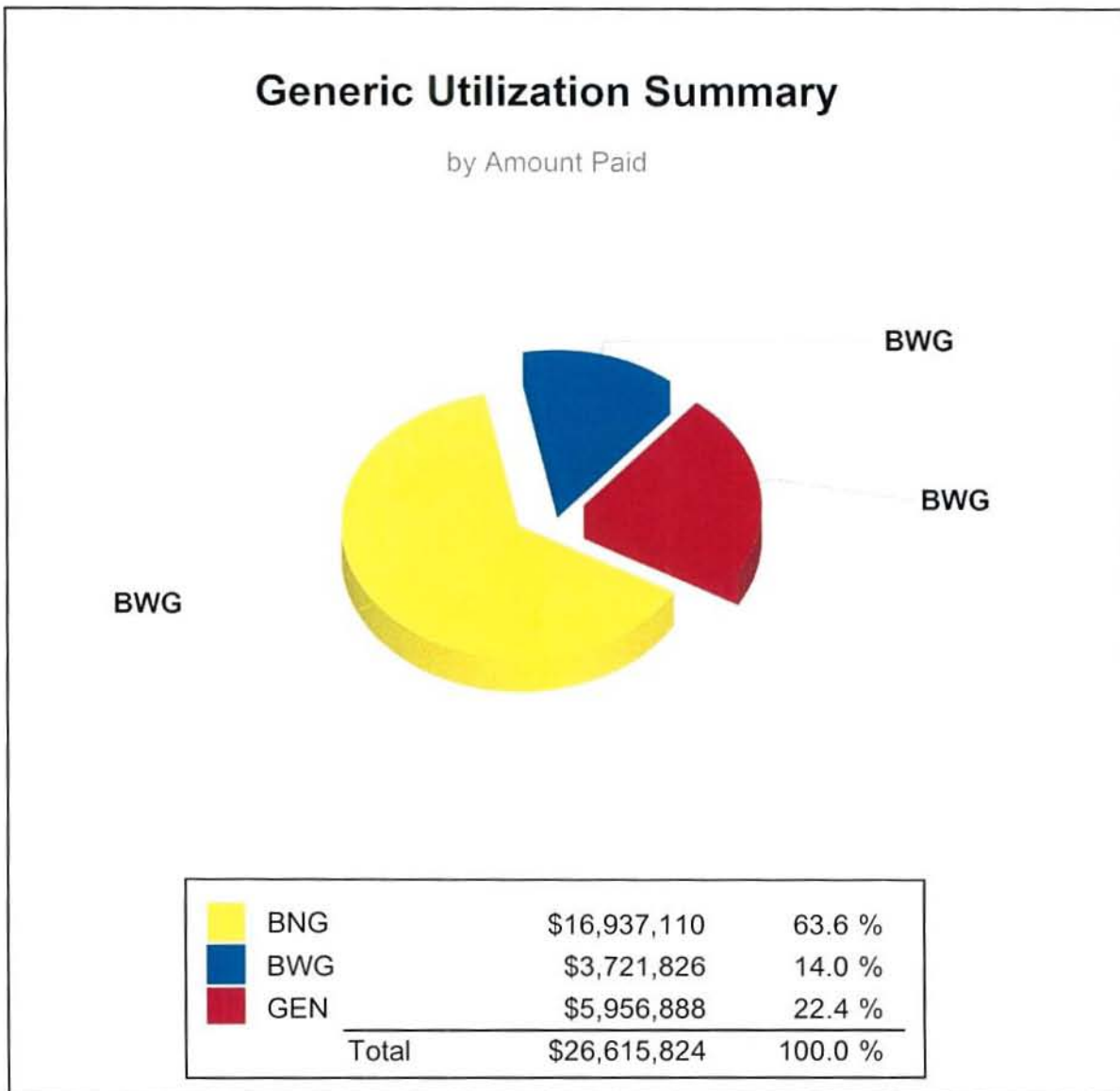
Prescriptions

INSULINS	6,399
ANTICONSULSANTS	31,318
BETA-ADRENERGIC AND GLUCOCORTICOID COMBO, INHALED	3,922
ADRENERGICS, AROMATIC, NON-CATECHOLAMINE	5,817
TX FOR ATTENTION DEFICIT-HYPERACT(ADHD)/NARCOLEPSY	5,657
ANTIPSYCHOTIC, ATYPICAL, DOPAMINE, SEROTONIN ANTAGNIST	8,564
HEP C VIRUS-NS5B POLYMERASE AND NS5A INHIB. COMBO.	35
ANTINEOPLASTIC SYSTEMIC ENZYME INHIBITORS	66
ANTI-INFLAMMATORY TUMOR NECROSIS FACTOR INHIBITOR	149
ANTICHOLINERGICS, ORALLY INHALED LONG ACTING	1,685
BETA-ADRENERGIC AGENTS, INHALED, SHORT ACTING	9,848
CYSTIC FIBROSIS-CFTR POTENTIATOR-CORRECTOR COMBIN.	27

Pharmacy Generic Utilization Summary by Amount Paid

Reporting Month 1st Quarter: 1/1/2017-03/31/2017

Reporting Months (1st Quarter): 1/1/2017-03/31/2017



BNG = Brand With no Generic Available

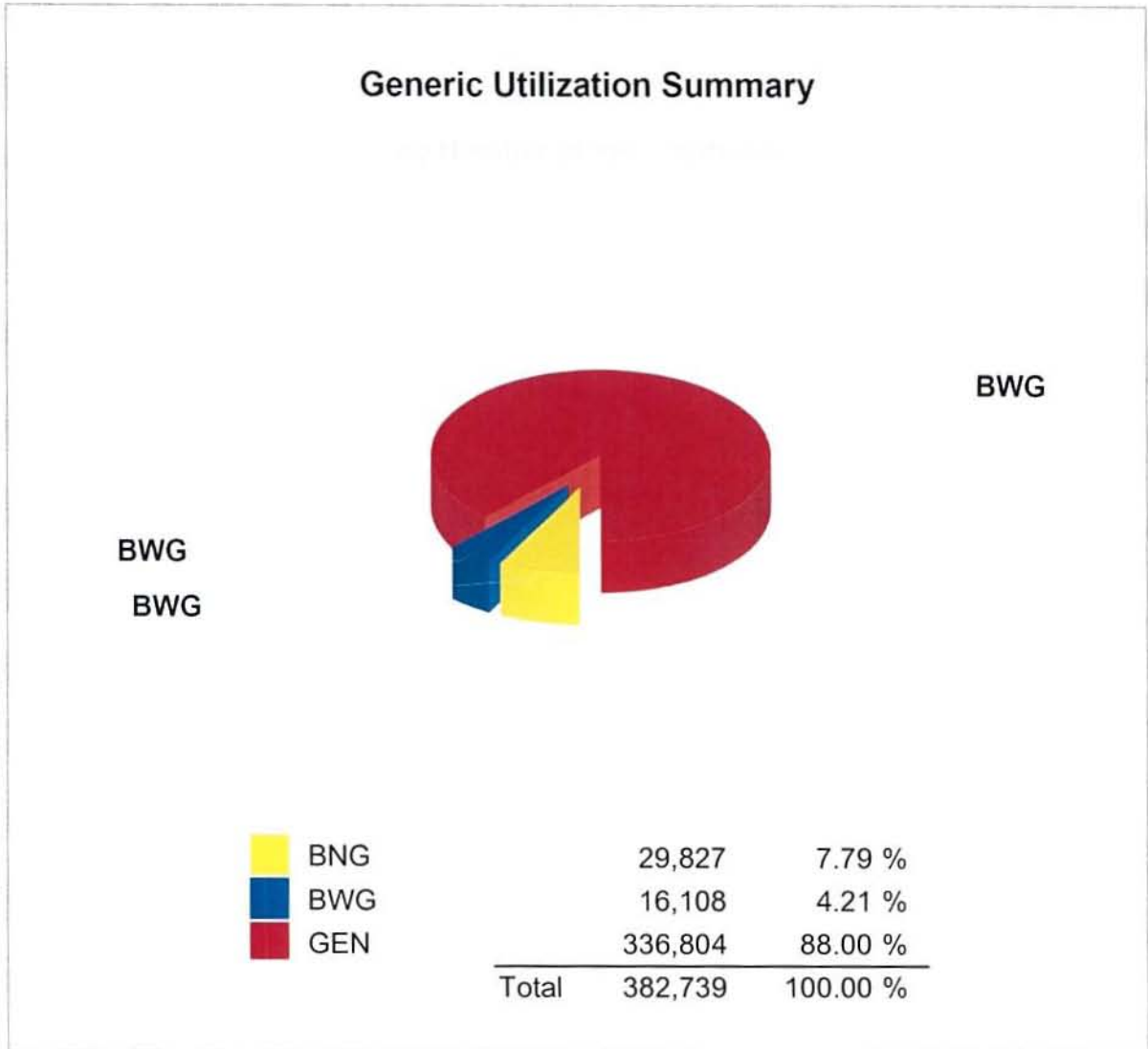
BWG = Brand Dispensed when Generic Available

GEN = Generic

Pharmacy Generic Utilization Summary By Number Of Prescriptions

Report Period from 01/01/2017 thru 03/31/2017

Reporting Months (1st Quarter): 1/1/2017-03/31/2017



BNG = Brand With no Generic Available

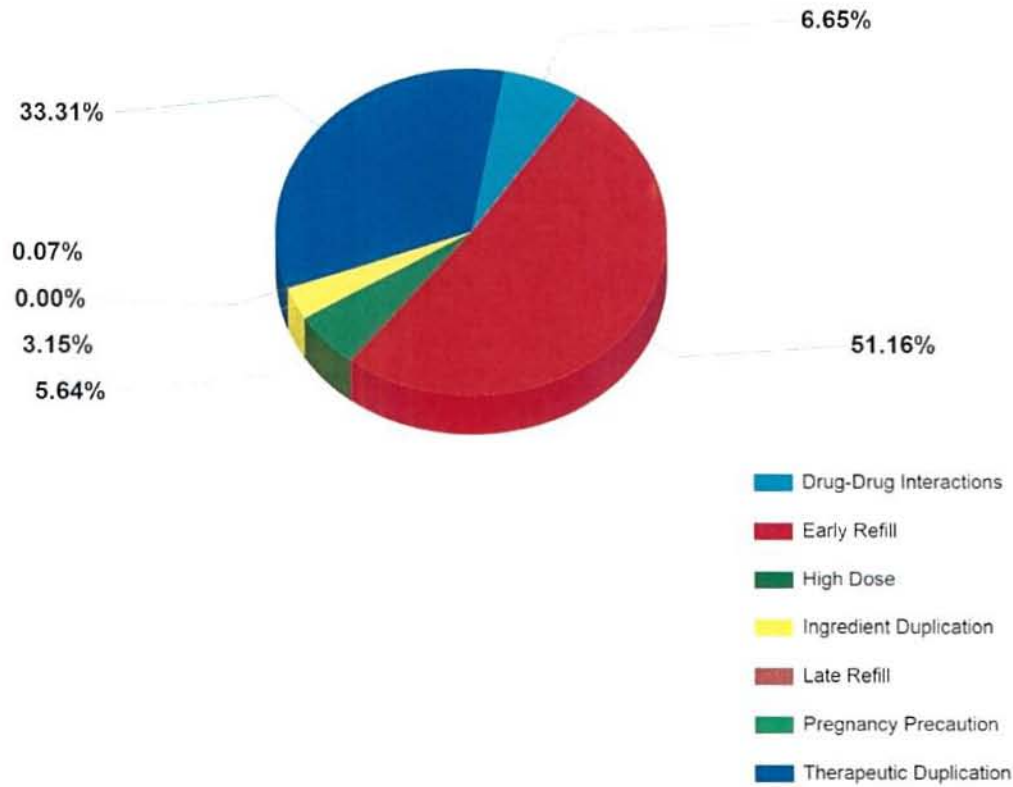
BWG = Brand Dispensed when Generic Available

GEN = Generic

Pharmacy DUR Savings - QUARTERLY
 Report Period from 01/01/2017 thru 03/31/2017

Reporting Months (1st Quarter) : 1/1/2017 - 3/31/2017

DUR SAVINGS



Code	Description	Amount Saved	% of Savings
DD	Drug-Drug Interactions	\$321,737.85	7.00
ER	Early Refill	\$2,473,735.19	51.00
HD	High Dose	\$272,841.52	6.00
ID	Ingredient Duplication	\$152,416.85	3.00
LR	Late Refill	\$0.00	0.00
PG	Pregnancy Precaution	\$3,632.30	0.00
TD	Therapeutic Duplication	\$1,610,645.11	33.00
Totals:		\$4,835,008.81	100.00