

West Virginia Pharmacy Services



Drug Utilization Review

3rd Quarter 2022

Prepared by :





WVDRGS044

DUR Quarterly Overall Summary Report
 Report Period from 07/01/2022 thru 09/30/2022

Categories	3rd Qtr 2022	3rd Qtr 2021	% Change
Total Paid Amount	\$246,158,266.22	\$221,966,810.61	10.90
Eligible Members	580,623	545,308	6.48
Utilizing Eligibles	282,442	273,558	3.25
Total # Prescriptions	2,361,995	2,334,796	1.16
Cost per Utilizing Member	\$871.54	\$811.41	7.41
Average # Prescriptions per Utilizer	8	8	0.00
Average Cost per Prescription	\$104.22	\$95.07	9.62
# Generic Prescriptions	2,013,479	1,943,239	3.61
% Generic Prescriptions	85	83	2.41
Total Cost - Generics	\$39,665,657.96	\$37,516,809.94	5.73
Average Generic Prescription Cost	\$19.70	\$19.31	2.04
Average Days Supply - Generics	31	30	3.33
# Brand Prescriptions	348,516	391,557	-10.99
% Brand Prescriptions	14.00	16.00	-12.50
Total Cost - Brand	\$206,492,608.26	\$184,450,200.67	11.95
Average Brand Prescription Cost	\$592.49	\$471.07	25.78
Average Days Supply - Brand	24	21	14.29
Rebates Collected	\$174,966,959.98	\$133,340,272.83	31.22

Top 25 Therapeutic Classes By Prescription Count

Report Period from 07/01/2022 thru 09/30/2022

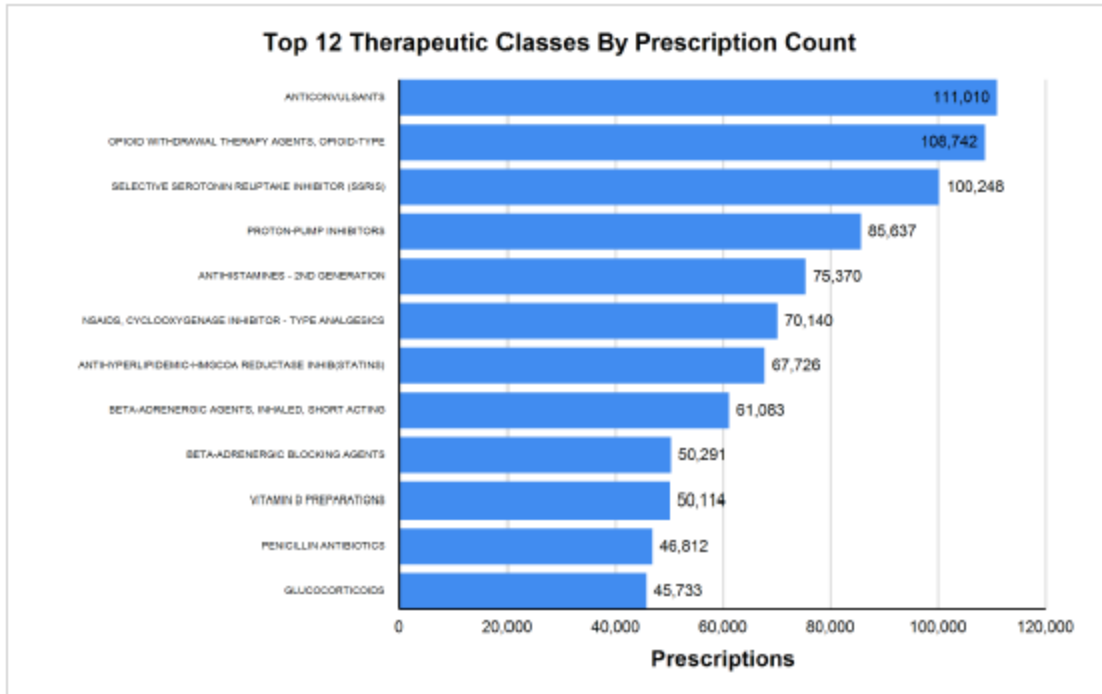
Reporting Months (3rd Quarter) 07/01/2022 - 09/30/2022

Rank	Therapeutic Class	Therapeutic Class Code	Prescription Count	% of Total Prescription Count	Amount Paid
1	ANTICONSULSANTS	H4B	111,010	4.70	\$4,635,882.19
2	OPIOID WITHDRAWAL THERAPY AGENTS, OPIOID-TYPE	H3W	108,742	4.60	\$18,672,460.63
3	SELECTIVE SEROTONIN REUPTAKE INHIBITOR (SSRIS)	H2S	100,248	4.20	\$1,154,600.82
4	PROTON-PUMP INHIBITORS	D4J	85,637	3.60	\$1,353,681.99
5	ANTIHISTAMINES - 2ND GENERATION	Z2Q	75,370	3.20	\$877,191.86
6	NSAIDS, CYCLOOXYGENASE INHIBITOR - TYPE ANALGESICS	S2B	70,140	2.90	\$906,915.39
7	ANTHYPERLIPIDEMIC-HMGCOA REDUCTASE INHIB (STATINS)	M4D	67,726	2.80	\$822,831.00
8	BETA-ADRENERGIC AGENTS, INHALED, SHORT ACTING	B6W	61,083	2.60	\$4,490,193.44
9	BETA-ADRENERGIC BLOCKING AGENTS	J7C	50,291	2.10	\$685,553.74
10	VITAMIN D PREPARATIONS	C6D	50,114	2.10	\$482,393.57
11	PENICILLIN ANTIBIOTICS	W1A	46,812	2.00	\$631,599.69
12	GLUCOCORTICOIDS	P5A	45,733	1.90	\$1,183,276.45
13	ANTIHISTAMINES - 1ST GENERATION	Z2P	45,671	1.90	\$592,843.31
14	ANTHYPERTENSIVES, ACE INHIBITORS	A4D	41,733	1.80	\$465,625.73
15	ANTIPSYCHOTIC,ATYPICAL,DOPAMINE,SEROTONIN ANTAGNST	H7T	39,764	1.70	\$8,782,504.46
16	SKELETAL MUSCLE RELAXANTS	H6H	39,062	1.60	\$474,476.16
17	THYROID HORMONES	P3A	37,783	1.60	\$799,551.63
18	LEUKOTRIENE RECEPTOR ANTAGONISTS	Z4B	37,046	1.60	\$464,535.89
19	SEROTONIN-NOREPINEPHRINE REUPTAKE-INHIB (SNRIS)	H7C	35,633	1.50	\$563,373.18
20	NASAL ANTI-INFLAMMATORY STEROIDS	Q7P	32,931	1.40	\$832,833.34
21	ANTIEMETIC/ANTIVERTIGO AGENTS	H6J	30,851	1.30	\$478,511.77
22	ANTHYPERGLYCEMIC, BIGUANIDE TYPE	C4L	30,832	1.30	\$331,216.36
23	NOREPINEPHRINE AND DOPAMINE REUPTAKE INHIB (NDRIS)	H7D	29,351	1.20	\$524,271.19
24	SEROTONIN-2 ANTAGONIST/REUPTAKE INHIBITORS (SARIS)	H7E	28,775	1.20	\$337,380.59
25	ANTI-ANXIETY DRUGS	H2F	28,182	1.20	\$361,757.24
	Totals:		1,330,520	56.00	\$50,925,461.62

WV POS Quarterly Drug Class Review Top 12 by Rx Count

Reporting Period From: 07/01/2022 - 09/30/2022

Reporting Months (3rd Quarter): 07/01/2022 - 09/30/2022



Amount Paid	
ANTICONSULSANTS	\$4,635,882.19
OPIOID WITHDRAWAL THERAPY AGENTS, OPIOID-TYPE	\$18,672,460.63
SELECTIVE SEROTONIN REUPTAKE INHIBITOR (SSRIS)	\$1,154,800.82
PROTON-PUMP INHIBITORS	\$1,353,681.99
ANTIHISTAMINES - 2ND GENERATION	\$877,191.86
NSAIDS, CYCLOOXYGENASE INHIBITOR - TYPE ANALGESICS	\$908,915.39
ANTHYPERLIPIDEMIC-HMGCOA REDUCTASE INHIB(STATINS)	\$822,831.00
BETA-ADRENERGIC AGENTS, INHALED, SHORT ACTING	\$4,490,193.44
BETA-ADRENERGIC BLOCKING AGENTS	\$685,553.74
VITAMIN D PREPARATIONS	\$482,393.57
PENICILLIN ANTIBIOTICS	\$631,599.69
GLUCOCORTICIODS	\$1,183,276.45

Top 25 Therapeutic Classes by Amount Paid

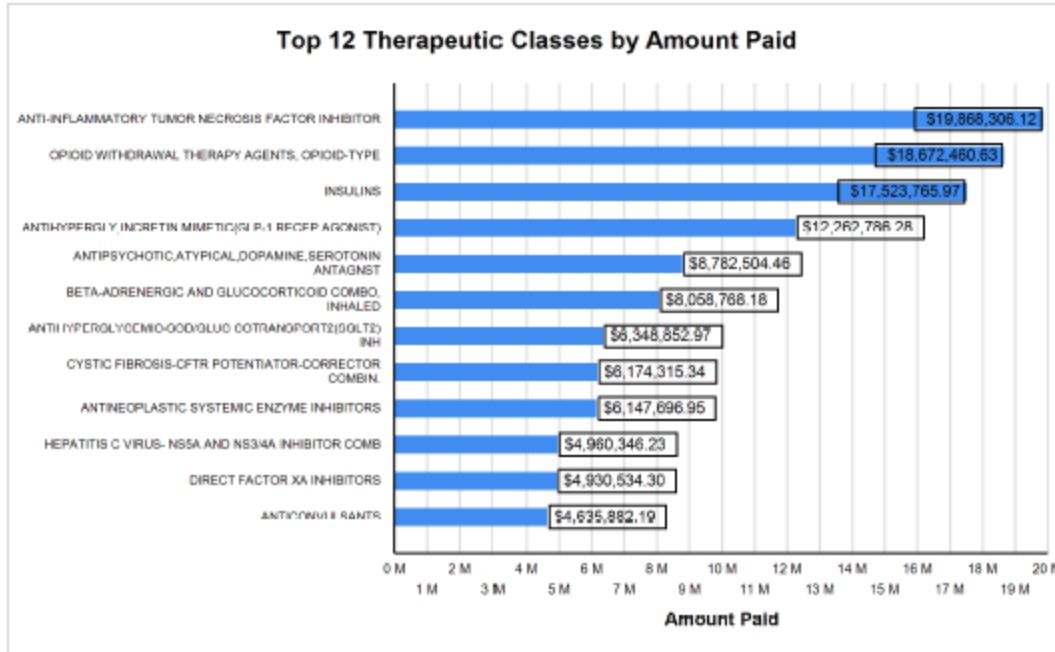
Report Period from 07/01/2022 thru 09/30/2022

Reporting Months (3rd Quarter): 7/1/2022-09/30/2022

Rank	Therapeutic Class	Therapeutic Class Codes	Amount Paid	% of Total Amount Paid	Prescription Count
1	ANTI-INFLAMMATORY TUMOR NECROSIS FACTOR INHIBITOR	S2J	\$19,868,306.12	8.10	2,590
2	OPIOID WITHDRAWAL THERAPY AGENTS, OPIOID-TYPE	H3W	\$18,672,460.63	7.60	108,742
3	INSULINS	C4G	\$17,523,765.97	7.10	27,973
4	ANTIHYPERGLYCEMIC, INCRETIN MIMETIC (GLP-1 RECEPTOR AGONIST)	C4I	\$12,262,786.28	5.00	14,059
5	ANTIPSYCHOTIC, ATYPICAL, DOPAMINE, SEROTONIN ANTAGONIST	H7T	\$8,782,504.46	3.60	39,764
6	BETA-ADRENERGIC AND GLUCOCORTICOID COMBO, INHALED	B63	\$8,058,768.18	3.30	22,885
7	ANTIHYPERGLYCEMIC-SODIUM/GLUCOCOTRANSPORTER2 (SGLT2) INHIBITORS	C4D	\$6,348,852.97	2.60	8,781
8	CYSTIC FIBROSIS-CFTR POTENTIATOR-CORRECTOR COMBINATION	B0F	\$6,174,315.34	2.50	264
9	ANTINEOPLASTIC SYSTEMIC ENZYME INHIBITORS	V1Q	\$6,147,696.95	2.50	464
10	HEPATITIS C VIRUS- NS5A AND NS5B INHIBITOR COMBINATION	W0E	\$4,960,346.23	2.00	386
11	DIRECT FACTOR XA INHIBITORS	M9V	\$4,930,534.30	2.00	8,138
12	ANTICONVULSANTS	H4B	\$4,635,882.19	1.90	111,010
13	BETA-ADRENERGIC AGENTS, INHALED, SHORT ACTING	B6W	\$4,490,193.44	1.80	61,083
14	ARV-NUCLEOSIDE, NUCLEOTIDE REVERSE TRANSCRIPTASE INHIBITORS	W5X	\$4,125,661.54	1.70	1,154
15	ANTIHYPERGLYCEMIC, DPP-4 INHIBITORS	C4J	\$4,104,071.65	1.70	6,497
16	ANTIPSORIATIC AGENTS, SYSTEMIC	L1A	\$3,779,001.48	1.50	541
17	AGENTS TO TREAT MULTIPLE SCLEROSIS	H0E	\$3,587,912.45	1.50	475
18	ANTICHOLINERGICS, ORALLY INHALED LONG ACTING	B61	\$3,333,717.23	1.40	6,236
19	HEP C VIRUS-NS5B POLYMERASE AND NS5A INHIB. COMBO.	W0B	\$3,311,991.94	1.30	426
20	TX FOR ATTENTION DEFICIT-HYPERACTIVITY (ADHD)/NARCOLEPSY	H2V	\$3,174,447.18	1.30	24,857
21	HUMAN INTERLEUKIN 12/23 (IL-12/13) INHIBITORS, MAB	Z2U	\$2,572,417.02	1.00	114
22	HEMOPHILIA TREATMENT AGENTS, NON-FACTOR REPLACEMENT	M0P	\$2,331,194.22	0.90	59
23	ANTI-ALCOHOLIC PREPARATIONS	C0D	\$2,291,495.75	0.90	2,247
24	ANTIPSYCHOTICS, ATYPICAL, D2 PARTIAL AGONIST/5HT2A ANTAGONIST	H7X	\$2,190,598.52	0.90	14,949
25	ADRENERGICS, AROMATIC, NON-CATECHOLAMINE	J5B	\$2,041,606.57	0.80	25,820
Totals:			\$159,700,528.61	64.90	489,514

Top 12 Therapeutic Classes by Amount Paid
 Reporting Months 3rd Quarter: 7/1/2022-09/30/2022

Reporting Months (3rd Quarter): 7/1/2022-09/30/2022



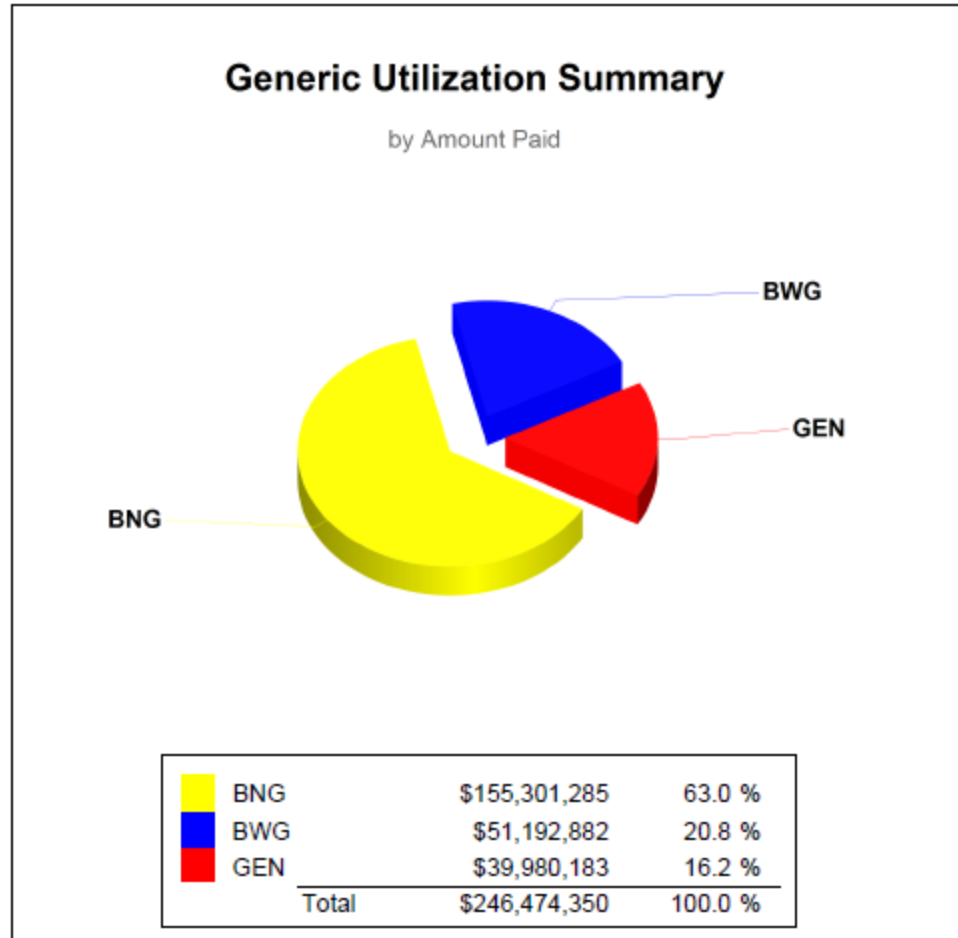
Prescriptions

ANTI-INFLAMMATORY TUMOR NECROSIS FACTOR INHIBITOR	2,590
OPIOID WITHDRAWAL THERAPY AGENTS, OPIOID-TYPE	108,742
INSULINS	27,973
ANTIHYPERGLY,INCRETIN MIMETIC(GLP-1 RECEP.AGONIST)	14,059
ANTIPSYCHOTIC,ATYPICAL,DOPAMINE,SEROTONIN ANTAGNST	39,764
BETA-ADRENERGIC AND GLUCOCORTICOID COMBO, INHALED	22,885
ANTIHYPERGLYCEMIC-SOD/GLUC COTRANSPORT2(SGLT2) INH	8,781
CYSTIC FIBROSIS-CFTR POTENTIATOR-CORRECTOR COMBIN.	264
ANTINEOPLASTIC SYSTEMIC ENZYME INHIBITORS	464
HEPATITIS C VIRUS- NS5A AND NS3/4A INHIBITOR COMB	386
DIRECT FACTOR XA INHIBITORS	8,138
ANTICONVULSANTS	111,010

Pharmacy Generic Utilization Summary by Amount Paid

Reporting Month 3rd Quarter: 7/1/2022-09/30/2022

Reporting Months (3rd Quarter): 7/1/2022-09/30/2022



BNG = Brand With no Generic Available

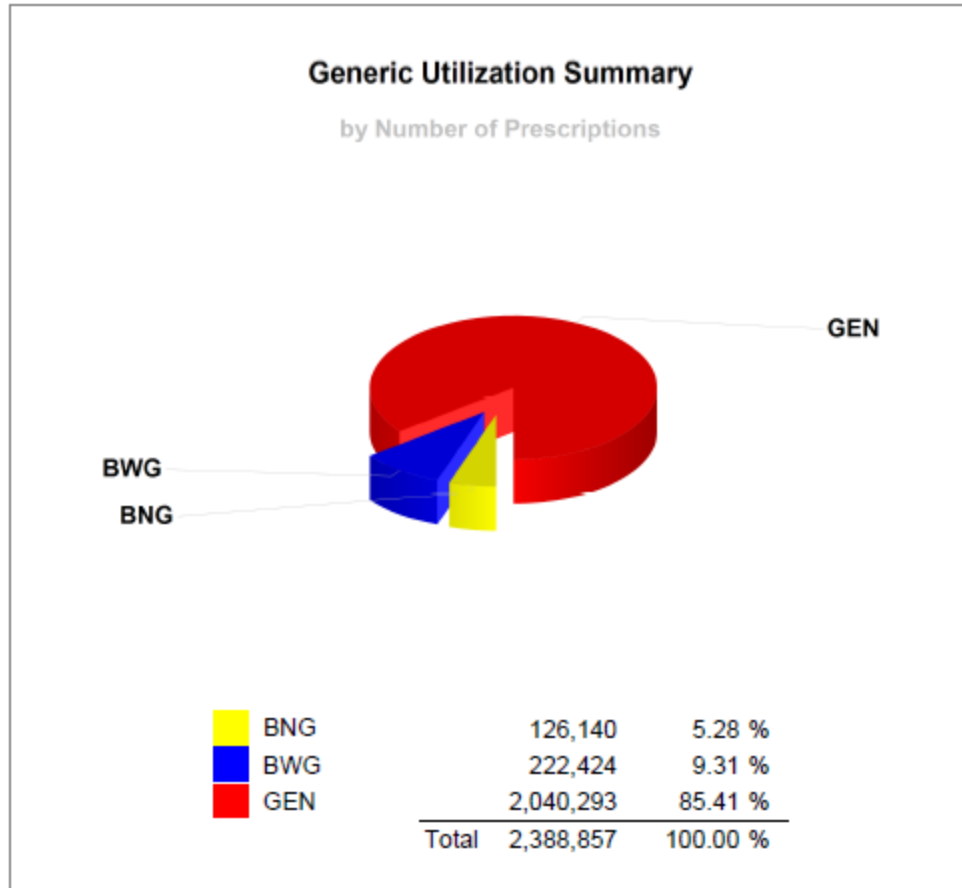
BWG = Brand Dispensed when Generic Available

GEN = Generic

Pharmacy Generic Utilization Summary By Number Of Prescriptions

Report Period from 07/01/2022 thru 09/30/2022

Reporting Months (3rd Quarter): 7/1/2022-09/30/2022



BNG = Brand With no Generic Available

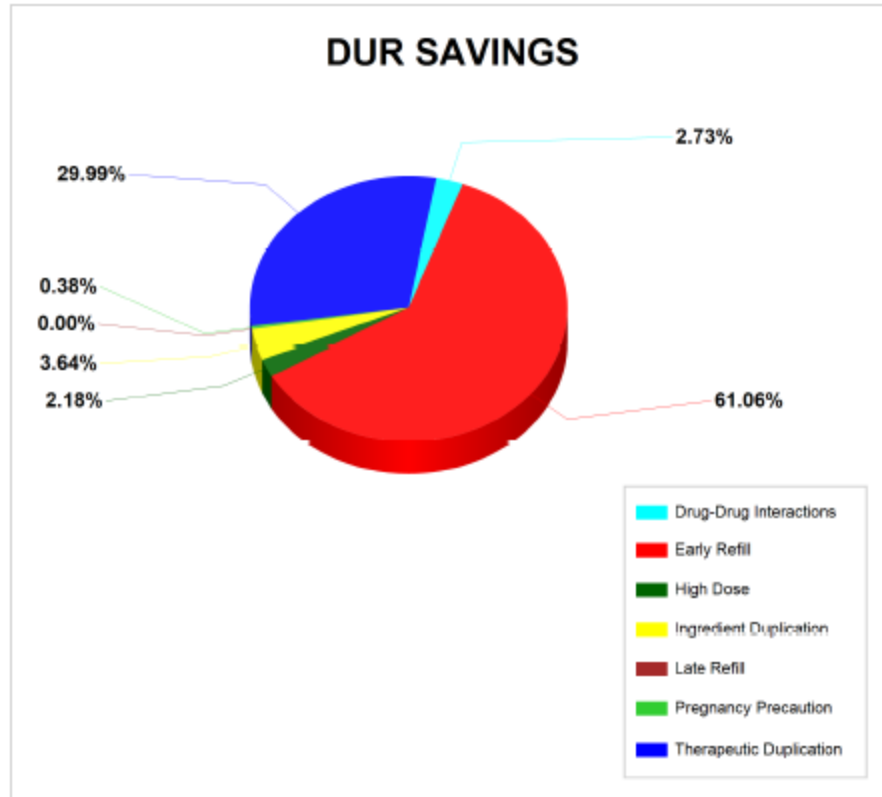
BWG = Brand Dispensed when Generic Available

GEN = Generic

Pharmacy DUR Savings - QUARTERLY

 Report Period from 07/01/2022 thru 09/30/2022

Reporting Months (3rd Quarter) : 7/1/2022 - 9/30/2022



Code	Description	Amount Saved	% of Savings
DD	Drug-Drug Interactions	\$1,289,172.14	3.00
ER	Early Refill	\$28,789,301.77	61.00
HD	High Dose	\$1,027,982.22	2.00
ID	Ingredient Duplication	\$1,716,686.81	4.00
LR	Late Refill	\$0.00	0.00
PG	Pregnancy Precaution	\$180,409.53	0.00
TD	Therapeutic Duplication	\$14,144,128.12	30.00
Totals:		\$47,147,680.59	100.00

End of report.