

West Virginia Pharmacy Services



Drug Utilization Review

3rd Quarter 2020

Prepared by :





WVDRGS044

DUR Quarterly Overall Summary Report
 Report Period from 07/01/2020 thru 09/30/2020

Categories	3rd Qtr 2020	3rd Qtr 2019	% Change
Total Paid Amount	\$198,085,506.32	\$179,132,417.48	10.58
Eligible Members	490,256	476,189	2.95
Utilizing Eligibles	233,323	245,896	-5.11
Total # Prescriptions	2,225,331	2,344,138	-5.07
Cost per Utilizing Member	\$848.98	\$728.49	16.54
Average # Prescriptions per Utilizer	9	9	0.00
Average Cost per Prescription	\$89.01	\$76.42	16.48
# Generic Prescriptions	1,884,890	2,006,486	-6.06
% Generic Prescriptions	84	85	-1.18
Total Cost - Generics	\$35,492,402.66	\$35,737,840.49	-0.69
Average Generic Prescription Cost	\$18.83	\$17.81	5.72
Average Days Supply - Generics	29	25	16.00
# Brand Prescriptions	340,441	337,652	0.83
% Brand Prescriptions	15.00	14.00	7.14
Total Cost - Brand	\$162,593,103.66	\$143,394,576.99	13.39
Average Brand Prescription Cost	\$477.60	\$424.68	12.46
Average Days Supply - Brand	22	22	0.00
Rebates Collected	\$135,512,775.42	\$100,751,645.46	34.50

Top 25 Therapeutic Classes By Prescription Count

Report Period from 07/01/2020 thru 09/30/2020

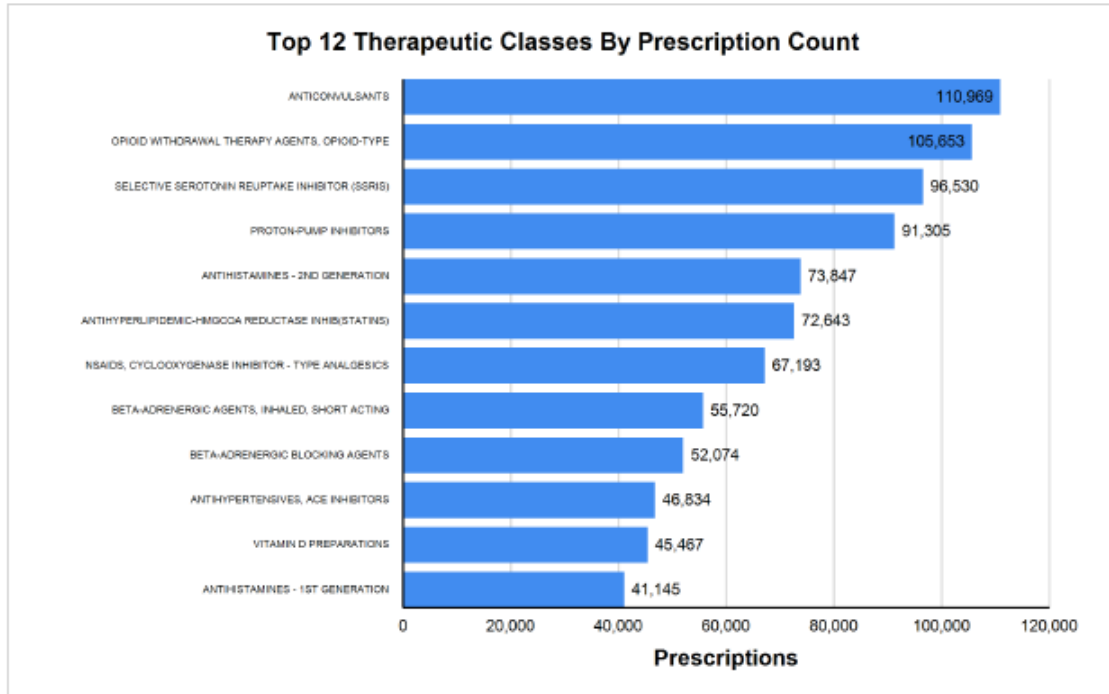
Reporting Months (3rd Quarter) 07/01/2020 - 09/30/2020

Rank	Therapeutic Class	Therapeutic Class Code	Prescription Count	% of Total Prescription Count	Amount Paid
1	ANTICONSULSANTS	H4B	110,989	4.90	\$4,623,836.05
2	OPIOID WITHDRAWAL THERAPY AGENTS, OPIOID-TYPE	H3W	105,653	4.70	\$15,809,581.71
3	SELECTIVE SEROTONIN REUPTAKE INHIBITOR (SSRIS)	H2S	96,530	4.30	\$1,126,461.63
4	PROTON-PUMP INHIBITORS	D4J	91,305	4.10	\$1,601,031.75
5	ANTIHISTAMINES - 2ND GENERATION	Z2Q	73,847	3.30	\$767,044.25
6	ANTIHYPERTENSIVE-HMGCOA REDUCTASE INHIB (STATINS)	M4D	72,643	3.20	\$884,106.01
7	NSAIDS, CYCLOOXYGENASE INHIBITOR - TYPE ANALGESICS	S2B	67,193	3.00	\$876,578.13
8	BETA-ADRENERGIC AGENTS, INHALED, SHORT ACTING	B6W	55,720	2.50	\$3,935,032.90
9	BETA-ADRENERGIC BLOCKING AGENTS	J7C	52,074	2.30	\$761,317.14
10	ANTIHYPERTENSIVES, ACE INHIBITORS	A4D	46,834	2.10	\$519,024.68
11	VITAMIN D PREPARATIONS	C6D	45,467	2.00	\$434,300.24
12	ANTIHISTAMINES - 1ST GENERATION	Z2P	41,145	1.80	\$542,670.36
13	THYROID HORMONES	P3A	40,565	1.80	\$814,257.37
14	LEUKOTRIENE RECEPTOR ANTAGONISTS	Z4B	40,017	1.80	\$515,464.23
15	SKELETAL MUSCLE RELAXANTS	H6H	39,353	1.80	\$507,294.62
16	SEROTONIN-NOREPINEPHRINE REUPTAKE-INHIB (SNRIS)	H7C	37,592	1.70	\$610,266.65
17	ANTIPSYCHOTIC, ATYPICAL, DOPAMINE, SEROTONIN ANTAGONIST	H7T	37,378	1.70	\$6,086,042.27
18	ANTIHYPERTENSIVE, BIGUANIDE TYPE	C4L	33,490	1.50	\$353,460.70
19	INSULINS	C4G	32,819	1.50	\$18,760,062.44
20	NASAL ANTI-INFLAMMATORY STEROIDS	Q7P	30,896	1.40	\$608,472.00
21	PENICILLIN ANTIBIOTICS	W1A	30,225	1.30	\$404,525.30
22	ANTI-ANXIETY - BENZODIAZEPINES	H20	29,192	1.30	\$319,129.24
23	CALCIUM CHANNEL BLOCKING AGENTS	A9A	29,046	1.30	\$361,457.34
24	OPIOID ANALGESIC AND NON-SALICYLATE ANALGESICS	H3U	28,994	1.30	\$420,892.28
25	CONTRACEPTIVES, ORAL	G8A	28,256	1.30	\$733,087.93
	Totals:		1,297,203	57.90	\$62,375,397.22

WV POS Quarterly Drug Class Review Top 12 by Rx Count

Reporting Period From: 07/01/2020 - 09/30/2020

Reporting Months (3rd Quarter): 07/01/2020 - 09/30/2020



Amount Paid	
ANTICONVULSANTS	\$4,623,836.05
OPIOID WITHDRAWAL THERAPY AGENTS, OPIOID-TYPE	\$15,809,581.71
SELECTIVE SEROTONIN REUPTAKE INHIBITOR (SSRIS)	\$1,126,461.63
PROTON-PUMP INHIBITORS	\$1,601,031.75
ANTIHISTAMINES - 2ND GENERATION	\$767,044.25
ANTHYPERLIPIDEMIC-HMGCOA REDUCTASE INHIB(STATINS)	\$884,106.01
NSAIDS, CYCLOOXYGENASE INHIBITOR - TYPE ANALGESICS	\$876,578.13
BETA-ADRENERGIC AGENTS, INHALED, SHORT ACTING	\$3,935,032.90
BETA-ADRENERGIC BLOCKING AGENTS	\$761,317.14
ANTIHYPERTENSIVES, ACE INHIBITORS	\$519,024.68
VITAMIN D PREPARATIONS	\$434,300.24
ANTIHISTAMINES - 1ST GENERATION	\$542,670.36

Top 25 Therapeutic Classes by Amount Paid

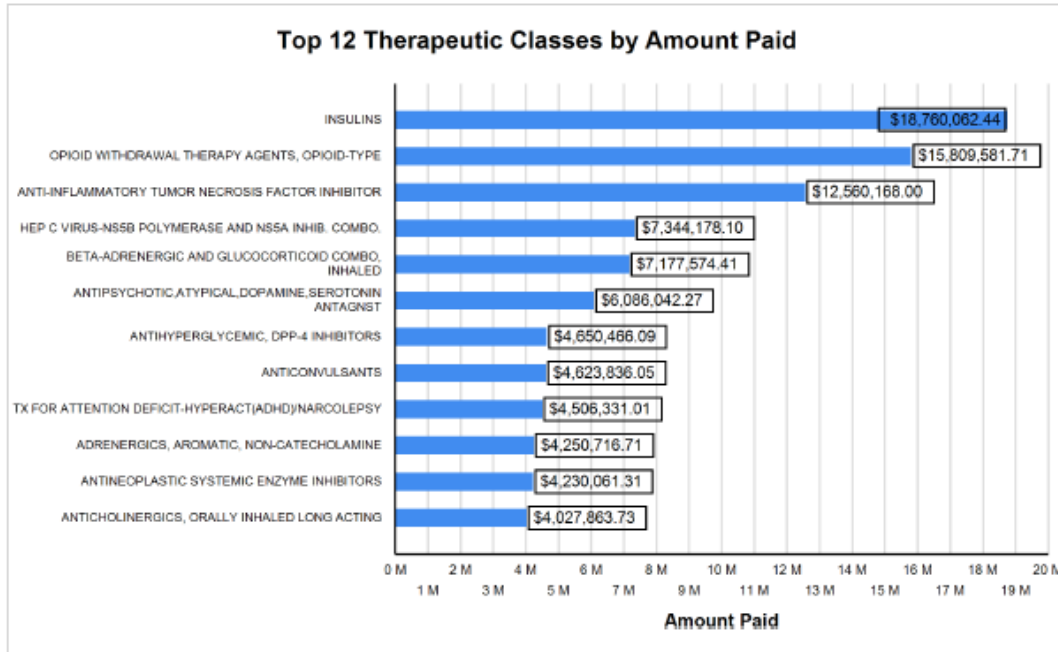
Report Period from 07/01/2020 thru 09/30/2020

Reporting Months (3rd Quarter): 7/1/2020-09/30/2020

Rank	Therapeutic Class	Therapeutic Class Codes	Amount Paid	% of Total Amount Paid	Prescription Count
1	INSULINS	C4G	\$18,760,062.44	9.50	32,819
2	OPIOID WITHDRAWAL THERAPY AGENTS, OPIOID-TYPE	H3W	\$15,809,581.71	8.00	105,653
3	ANTI-INFLAMMATORY TUMOR NECROSIS FACTOR INHIBITOR	S2J	\$12,560,168.00	6.30	2,000
4	HEP C VIRUS-NS5B POLYMERASE AND NS5A INHIB. COMBO.	W0B	\$7,344,178.10	3.70	339
5	BETA-ADRENERGIC AND GLUCOCORTICOID COMBO, INHALED	B63	\$7,177,574.41	3.60	23,340
6	ANTIPSYCHOTIC, ATYPICAL, DOPAMINE, SEROTONIN ANTAGONIST	H7T	\$6,086,042.27	3.10	37,378
7	ANTIHYPERGLYCEMIC, DPP-4 INHIBITORS	C4J	\$4,650,466.09	2.30	9,203
8	ANTICONVULSANTS	H4B	\$4,623,836.05	2.30	110,969
9	TX FOR ATTENTION DEFICIT-HYPERACT(ADHD)/NARCOLEPSY	H2V	\$4,506,331.01	2.30	19,795
10	ADRENERGICS, AROMATIC, NON-CATECHOLAMINE	J5B	\$4,250,716.71	2.10	24,754
11	ANTINEOPLASTIC SYSTEMIC ENZYME INHIBITORS	V1Q	\$4,230,061.31	2.10	397
12	ANTICHOLINERGICS, ORALLY INHALED LONG ACTING	B61	\$4,027,863.73	2.00	8,575
13	CYSTIC FIBROSIS-CFTR POTENTIATOR-CORRECTOR COMBIN.	B0F	\$3,968,256.70	2.00	180
14	BETA-ADRENERGIC AGENTS, INHALED, SHORT ACTING	B6W	\$3,935,032.90	2.00	55,720
15	DIRECT FACTOR XA INHIBITORS	M9V	\$3,567,542.19	1.80	7,311
16	AGENTS TO TREAT MULTIPLE SCLEROSIS	H0E	\$3,104,506.07	1.60	428
17	ANTIHYPERGLY, INCRETIN MIMETIC (GLP-1 RECEPTOR AGONIST)	C4I	\$3,009,901.05	1.50	3,991
18	HEPATITIS C VIRUS- NS5A AND NS3/4A INHIBITOR COMB	W0E	\$2,718,236.40	1.40	211
19	ARV-NUCLEOSIDE, NUCLEOTIDE RTI, INTEGRASE INHIBITORS	W5X	\$2,539,162.95	1.30	816
20	ANTIPSORIATIC AGENTS, SYSTEMIC	L1A	\$2,529,478.06	1.30	414
21	BLOOD SUGAR DIAGNOSTICS	M4A	\$2,320,059.13	1.20	22,892
22	ANTI-ALCOHOLIC PREPARATIONS	C0D	\$2,128,602.28	1.10	2,175
23	GROWTH HORMONES	P1A	\$2,011,386.50	1.00	396
24	ANTIPSYCHOTICS, ATYP, D2 PARTIAL AGONIST/5HT MIXED	H7X	\$1,732,457.22	0.90	13,530
25	PROTON-PUMP INHIBITORS	D4J	\$1,601,031.75	0.80	91,305
Totals:			\$129,192,535.03	65.20	574,591

Top 12 Therapeutic Classes by Amount Paid
Reporting Months 3rd Quarter: 7/1/2020-09/30/2020

Reporting Months (3rd Quarter): 7/1/2020-09/30/2020



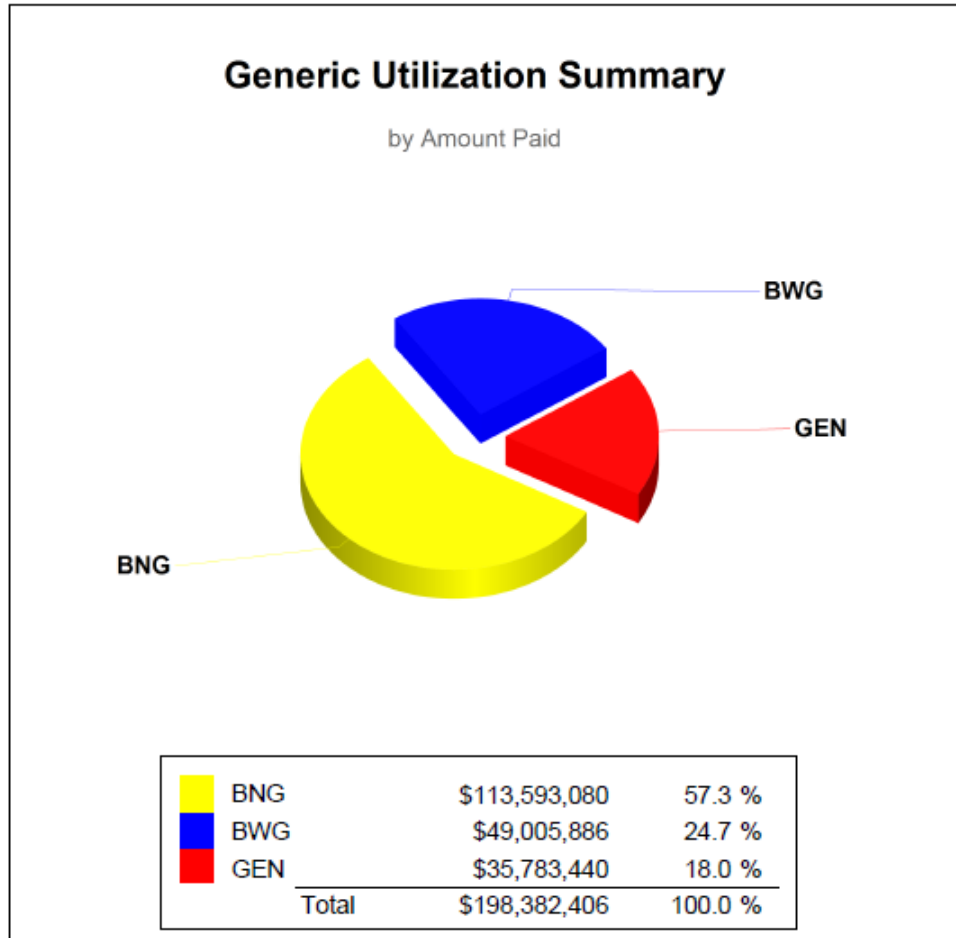
Prescriptions

INSULINS	32,819
OPIOID WITHDRAWAL THERAPY AGENTS, OPIOID-TYPE	105,653
ANTI-INFLAMMATORY TUMOR NECROSIS FACTOR INHIBITOR	2,000
HEP C VIRUS-NS5B POLYMERASE AND NS5A INHIB. COMBO.	339
BETA-ADRENERGIC AND GLUCOCORTICOID COMBO, INHALED	23,340
ANTIPSYCHOTIC, ATYPICAL, DOPAMINE, SEROTONIN ANTAGNIST	37,378
ANTIHYPERGLYCEMIC, DPP-4 INHIBITORS	9,203
ANTICONVULSANTS	110,969
TX FOR ATTENTION DEFICIT-HYPERACT(ADHD)/NARCOLEPSY	19,795
ADRENERGICS, AROMATIC, NON-CATECHOLAMINE	24,754
ANTINEOPLASTIC SYSTEMIC ENZYME INHIBITORS	397
ANTICHOLINERGICS, ORALLY INHALED LONG ACTING	8,575

Pharmacy Generic Utilization Summary by Amount Paid

Reporting Month 3rd Quarter: 7/1/2020-09/30/2020

Reporting Months (3rd Quarter): 7/1/2020-09/30/2020



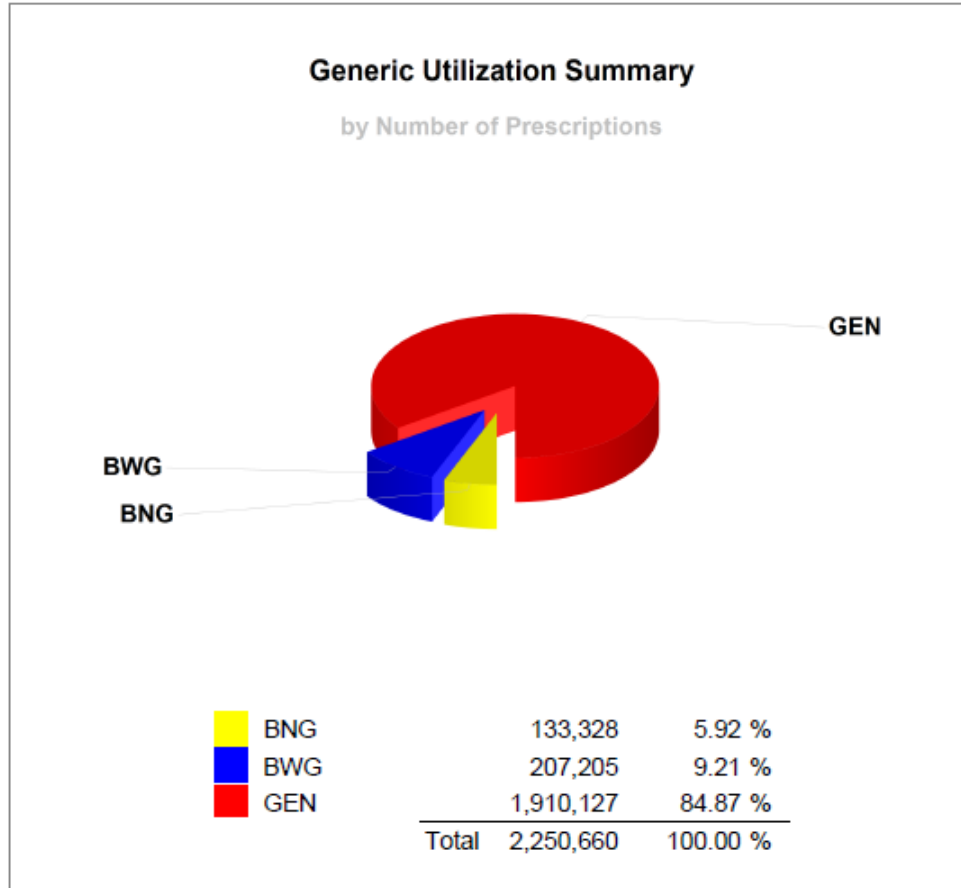
BNG = Brand With no Generic Available

BWG = Brand Dispensed when Generic Available

GEN = Generic

Pharmacy Generic Utilization Summary By Number Of Prescriptions
 Report Period from 07/01/2020 thru 09/30/2020

Reporting Months (3rd Quarter): 7/1/2020-09/30/2020



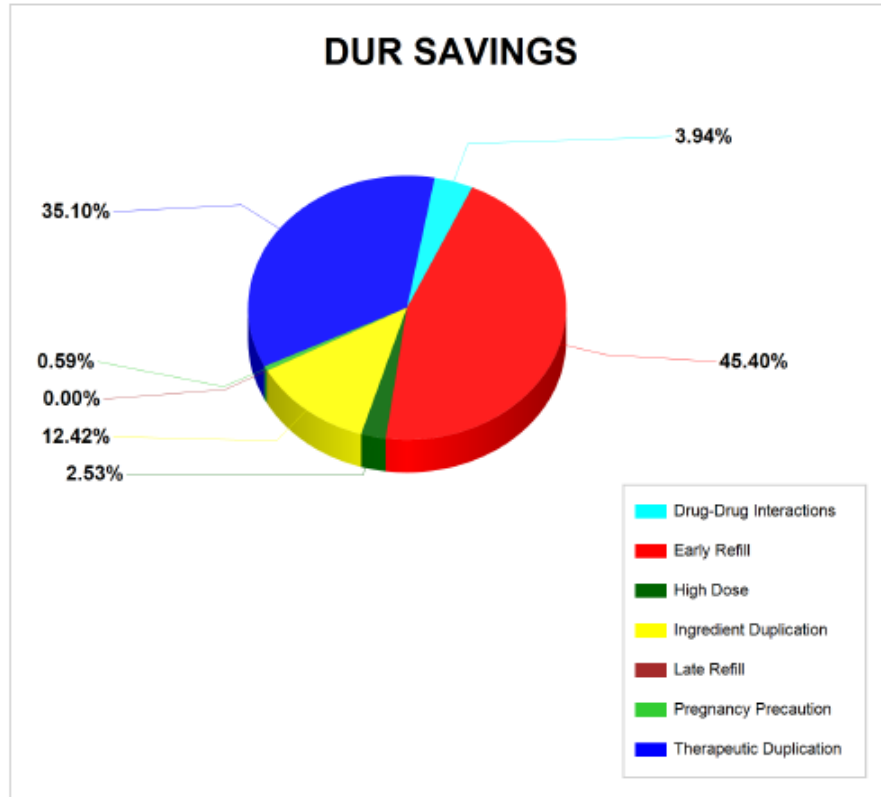
BNG = Brand With no Generic Available

BWG = Brand Dispensed when Generic Available

GEN = Generic

Pharmacy DUR Savings - QUARTERLY
 Report Period from 07/01/2020 thru 09/30/2020

Reporting Months (3rd Quarter) : 7/1/2020 - 9/30/2020



Code	Description	Amount Saved	% of Savings
DD	Drug-Drug Interactions	\$1,100,772.99	4.00
ER	Early Refill	\$12,681,608.49	45.00
HD	High Dose	\$707,652.41	3.00
ID	Ingredient Duplication	\$3,468,867.01	12.00
LR	Late Refill	\$0.00	0.00
PG	Pregnancy Precaution	\$165,045.23	1.00
TD	Therapeutic Duplication	\$9,804,234.58	35.00
	Totals:	\$27,928,180.70	100.00