


**DUR Quarterly Overall Summary Report**  
 Report Period from 04/01/2019 thru 06/30/2019

Categories	2nd Qtr 2019	2nd Qtr 2018	% Change
<b>Total Paid Amount</b>	\$176,597,086.60	\$172,138,514.02	2.59
<b>Eligible Members</b>	464,494	484,917	-4.21
<b>Utilizing Eligibles</b>	248,679	261,537	-4.92
<b>Total # Prescriptions</b>	2,336,346	2,428,072	-3.78
<b>Cost per Utilizing Member</b>	\$710.14	\$658.18	7.89
<b>Average # Prescriptions per Utilizer</b>	9	9	0.00
<b>Average Cost per Prescription</b>	\$75.59	\$70.90	6.62
<b># Generic Prescriptions</b>	2,009,775	2,091,293	-3.90
<b>% Generic Prescriptions</b>	86	86	0.00
<b>Total Cost - Generics</b>	\$35,647,965.24	\$37,815,166.31	-5.73
<b>Average Generic Prescription Cost</b>	\$17.74	\$18.08	-1.91
<b>Average Days Supply - Generics</b>	25	25	0.00
<b># Brand Prescriptions</b>	326,571	336,779	-3.03
<b>% Brand Prescriptions</b>	13.00	13.00	0.00
<b>Total Cost - Brand</b>	\$140,949,121.36	\$134,323,347.71	4.93
<b>Average Brand Prescription Cost</b>	\$431.60	\$398.85	8.21
<b>Average Days Supply - Brand</b>	22	22	0.00
<b>Rebates Collected</b>	\$146,685,010.20	\$132,497,957.88	10.71

# West Virginia Pharmacy Services



## Drug Utilization Review 2nd Quarter 2019

Prepared by :



**Top 25 Therapeutic Classes By Prescription Count**

Report Period from 04/01/2019 thru 06/30/2019

**Reporting Months (2nd Quarter) 04/01/2019 - 06/30/2019**

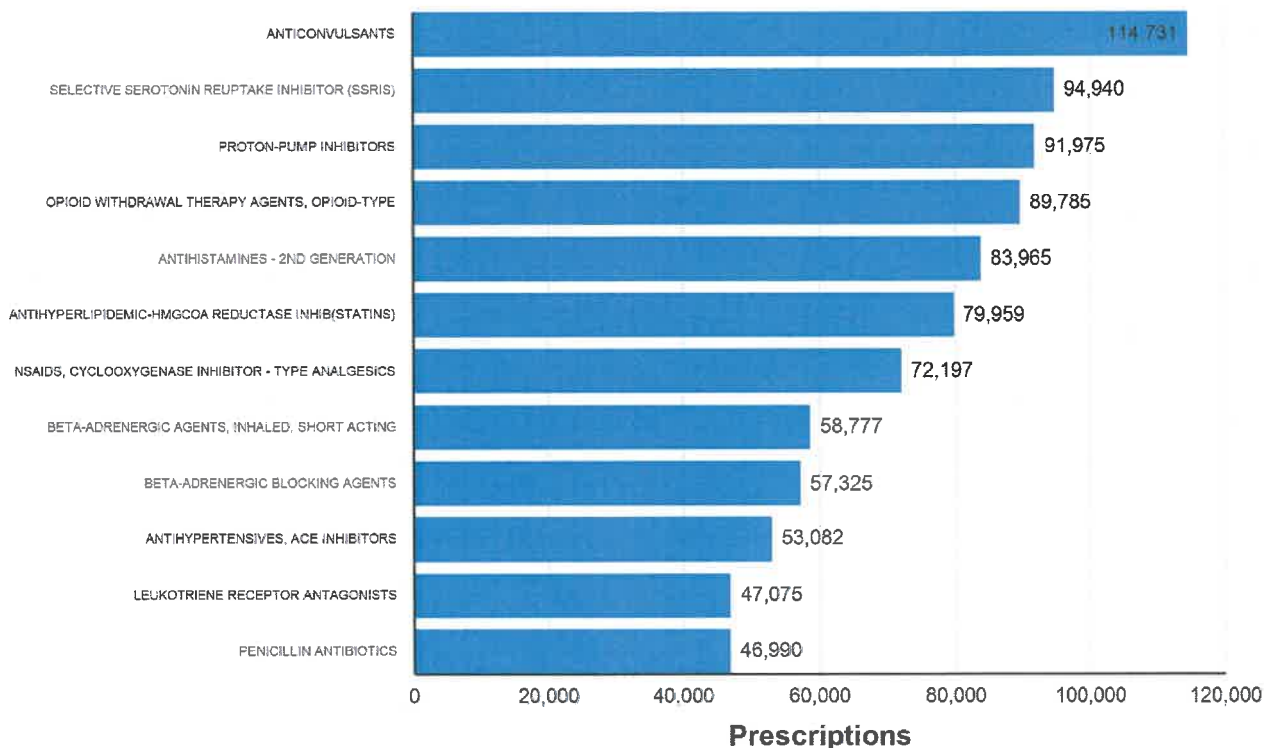
Rank	Therapeutic Class	Therapeutic Class Code	Prescription Count	% of Total Prescription Count	Amount Paid
1	ANTICONVULSANTS	H4B	114,731	4.80	\$7,717,650.22
2	SELECTIVE SEROTONIN REUPTAKE INHIBITOR (SSRIS)	H2S	94,940	4.00	\$1,064,472.24
3	PROTON-PUMP INHIBITORS	D4J	91,975	3.90	\$1,558,459.23
4	OPIOID WITHDRAWAL THERAPY AGENTS, OPIOID-TYPE	H3W	89,785	3.80	\$11,593,942.80
5	ANTIHISTAMINES - 2ND GENERATION	Z2Q	83,965	3.50	\$912,106.89
6	ANTIHYPERTENSIVES, ACE INHIBITORS	A4D	53,082	2.20	\$553,587.83
7	NSAIDS, CYCLOOXYGENASE INHIBITOR - TYPE ANALGESICS	S2B	72,197	3.10	\$892,858.98
8	BETA-ADRENERGIC AGENTS, INHALED, SHORT ACTING	B6W	58,777	2.50	\$3,754,975.94
9	BETA-ADRENERGIC BLOCKING AGENTS	J7C	57,325	2.40	\$822,434.50
10	ANTIHYPERTENSIVES, ACE INHIBITORS	A4D	53,082	2.20	\$553,587.83
11	LEUKOTRIENE RECEPTOR ANTAGONISTS	Z4B	47,075	2.00	\$609,183.30
12	PENICILLIN ANTIBIOTICS	W1A	46,990	2.00	\$685,134.07
13	VITAMIN D PREPARATIONS	C6D	46,420	2.00	\$441,808.04
14	THYROID HORMONES	P3A	44,439	1.90	\$775,206.95
15	HISTAMINE H2-RECEPTOR INHIBITORS	Z2D	40,857	1.70	\$526,305.08
16	SKELETAL MUSCLE RELAXANTS	H6H	40,565	1.70	\$513,184.23
17	GLUCOCORTICOIDS	P5A	39,467	1.70	\$537,794.29
18	ANTIHYPERTENSIVES, ACE INHIBITORS	A4D	53,082	2.20	\$553,587.83
19	SEROTONIN-NOREPINEPHRINE REUPTAKE-INHIB (SNRIS)	H7C	36,707	1.60	\$584,461.83
20	NASAL ANTI-INFLAMMATORY STEROIDS	Q7P	36,087	1.50	\$658,659.69
21	ANTIHISTAMINES - 1ST GENERATION	Z2P	35,375	1.50	\$458,562.77
22	ANTIPSYCHOTIC, ATYPICAL, DOPAMINE, SEROTONIN ANTAGONIST	H7T	34,626	1.50	\$4,963,736.72
23	OPIOID ANALGESIC AND NON-SALICYLATE ANALGESICS	H3U	33,367	1.40	\$500,891.21
24	INSULINS	C4G	33,266	1.40	\$17,705,007.55
25	CALCIUM CHANNEL BLOCKING AGENTS	A9A	31,588	1.30	\$374,836.90
	<b>Totals:</b>		<b>1,380,436</b>	<b>58.40</b>	<b>\$59,540,620.23</b>

**WV POS Quarterly Drug Class Review Top 12 by Rx Count**

Reporting Period From: 04/01/2019 - 06/30/2019

**Reporting Months (2nd Quarter): 04/01/2019 - 06/30/2019**

**Top 12 Therapeutic Classes By Prescription Count**



**Amount Paid**

ANTICONVULSANTS	\$7,717,650.22
SELECTIVE SEROTONIN REUPTAKE INHIBITOR (SSRIS)	\$1,064,472.24
PROTON-PUMP INHIBITORS	\$1,558,459.23
OPIOID WITHDRAWAL THERAPY AGENTS, OPIOID-TYPE	\$11,593,942.80
ANTIHISTAMINES - 2ND GENERATION	\$912,106.89
ANTHYPERLIPIDEMIC-HMGCOA REDUCTASE INHIB(STATINS)	\$951,679.15
NSAIDS, CYCLOOXYGENASE INHIBITOR - TYPE ANALGESICS	\$892,858.98
BETA-ADRENERGIC AGENTS, INHALED, SHORT ACTING	\$3,754,975.94
BETA-ADRENERGIC BLOCKING AGENTS	\$822,434.50
ANTIHYPERTENSIVES, ACE INHIBITORS	\$553,587.83
LEUKOTRIENE RECEPTOR ANTAGONISTS	\$609,183.30
PENICILLIN ANTIBIOTICS	\$685,134.07

**Top 25 Therapeutic Classes by Amount Paid**

Report Period from 04/01/2019 thru 06/30/2019

**Reporting Months (2nd Quarter): 4/1/2019-06/30/2019**

Rank	Therapeutic Class	Therapeutic Class Codes	Amount Paid	% of Total Amount Paid	Prescription Count
1	INSULINS	C4G	\$17,705,007.55	10.00	33,266
2	OPIOID WITHDRAWAL THERAPY AGENTS, OPIOID-TYPE	H3W	\$11,593,942.80	6.50	89,785
3	ANTI-INFLAMMATORY TUMOR NECROSIS FACTOR INHIBITOR	S2J	\$10,139,384.73	5.70	1,731
4	BETA-ADRENERGIC AND GLUCOCORTICOID COMBO, INHALED	B63	\$7,787,313.32	4.40	23,148
5	ANTICONVULSANTS	H4B	\$7,717,650.22	4.40	114,731
6	ADRENERGICS, AROMATIC, NON-CATECHOLAMINE	J5B	\$5,243,620.96	3.00	26,768
7	ANTIPSYCHOTIC, ATYPICAL, DOPAMINE, SEROTONIN ANTAGONIST	H7T	\$4,963,736.72	2.80	34,626
8	TX FOR ATTENTION DEFICIT-HYPERACT(ADHD)/NARCOLEPSY	H2V	\$4,919,038.70	2.80	21,418
9	ANTIHYPERGLYCEMIC, DPP-4 INHIBITORS	C4J	\$3,925,108.32	2.20	9,652
10	BETA-ADRENERGIC AGENTS, INHALED, SHORT ACTING	B6W	\$3,754,975.94	2.10	58,777
11	ANTICHOLINERGICS, ORALLY INHALED LONG ACTING	B61	\$3,700,182.50	2.10	9,096
12	HEP C VIRUS-NS5B POLYMERASE AND NS5A INHIB. COMBO.	W0B	\$3,644,168.76	2.10	171
13	AGENTS TO TREAT MULTIPLE SCLEROSIS	H0E	\$3,139,457.32	1.80	473
14	ANTINEOPLASTIC SYSTEMIC ENZYME INHIBITORS	V1Q	\$2,687,398.37	1.50	296
15	DIRECT FACTOR XA INHIBITORS	M9V	\$2,661,730.06	1.50	6,583
16	BLOOD SUGAR DIAGNOSTICS	M4A	\$2,419,800.08	1.40	23,702
17	CYSTIC FIBROSIS-CFTR POTENTIATOR-CORRECTOR COMBIN.	B0F	\$1,972,687.16	1.10	106
18	ANTIPSYCHOTICS, ATYP, D2 PARTIAL AGONIST/5HT MIXED	H7X	\$1,943,638.15	1.10	11,866
19	ANTI-ALCOHOLIC PREPARATIONS	C0D	\$1,907,571.88	1.10	2,124
20	ANTIPSORIATIC AGENTS, SYSTEMIC	L1A	\$1,809,104.48	1.00	303
21	ANTIHYPERGLY, INCRETIN MIMETIC (GLP-1 RECEPTOR AGONIST)	C4I	\$1,681,003.00	0.90	2,441
22	GROWTH HORMONES	P1A	\$1,636,518.47	0.90	392
23	ARV-NUCLEOSIDE, NUCLEOTIDE RTI, INTEGRASE INHIBITORS	W5X	\$1,581,465.23	0.90	537
24	PROTON-PUMP INHIBITORS	D4J	\$1,558,459.23	0.90	91,975
25	CYSTIC FIB-TRANSMEMBRANE CONDUCT. REG. (CFTR) POTENTIATOR	B0B	\$1,462,334.14	0.80	60
	<b>Totals:</b>		<b>\$111,555,298.09</b>	<b>63.00</b>	<b>564,027</b>

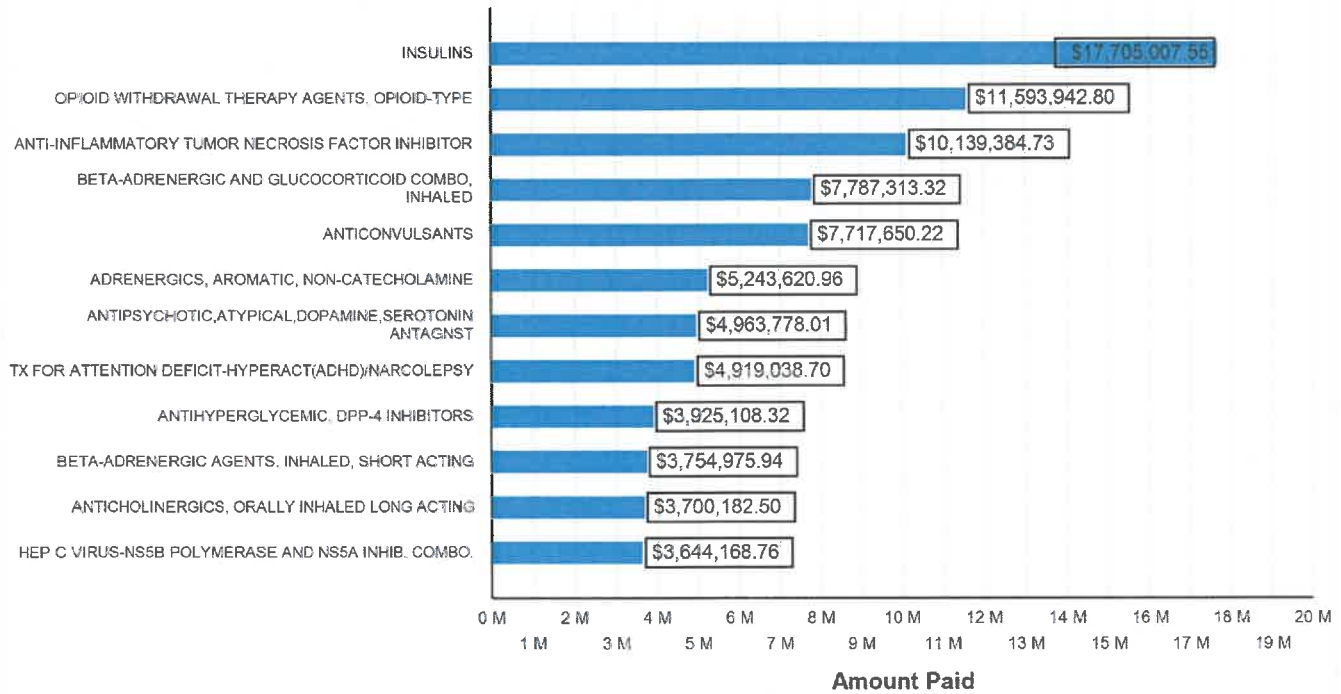


**Top 12 Therapeutic Classes by Amount Paid**

Reporting Months 2nd Quarter: 4/1/2019-06/30/2019

**Reporting Months (2nd Quarter): 4/1/2019-06/30/2019**

**Top 12 Therapeutic Classes by Amount Paid**



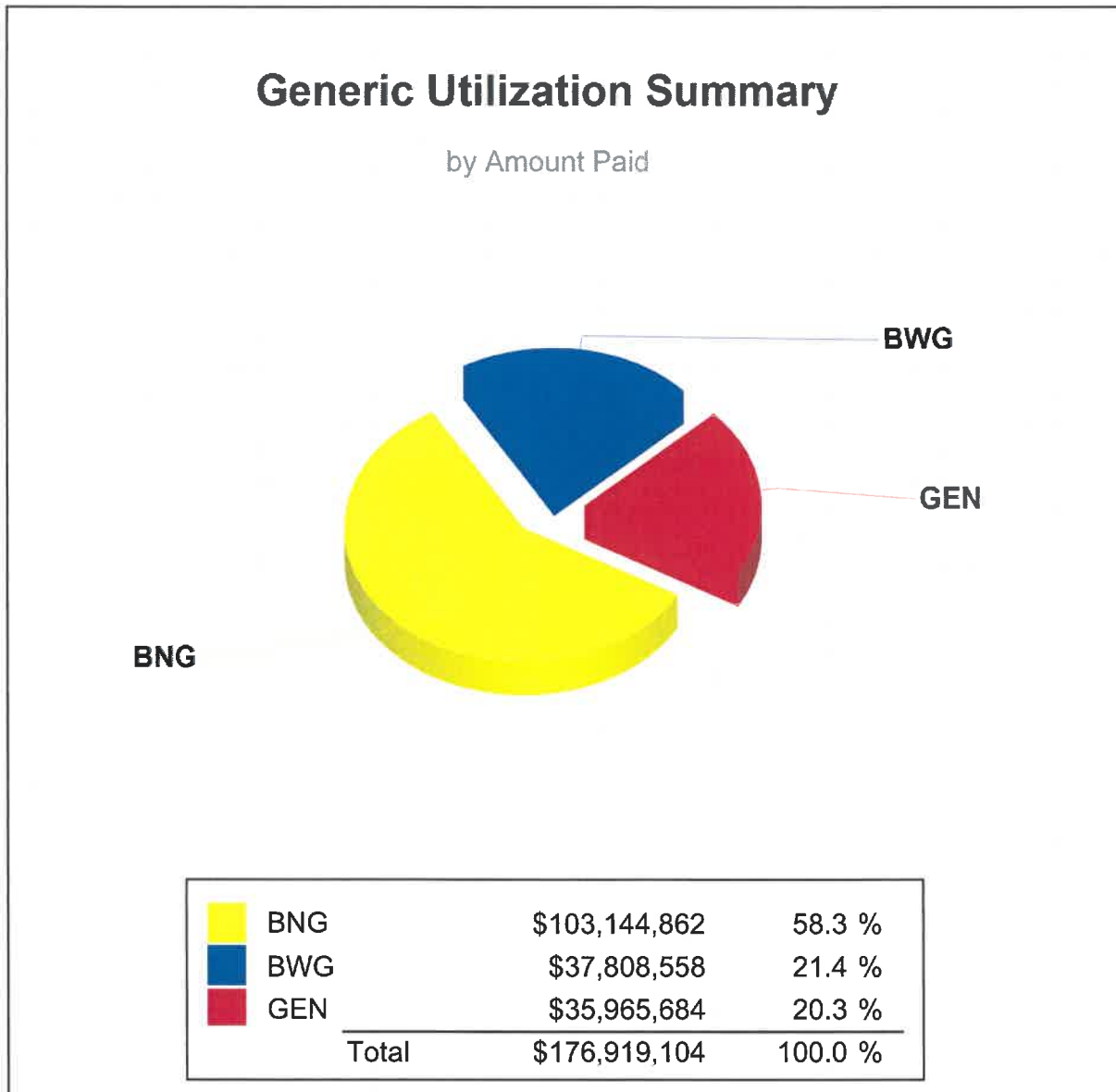
**Prescriptions**

INSULINS	33,266
OPIOID WITHDRAWAL THERAPY AGENTS, OPIOID-TYPE	89,785
ANTI-INFLAMMATORY TUMOR NECROSIS FACTOR INHIBITOR	1,731
BETA-ADRENERGIC AND GLUCOCORTICOID COMBO, INHALED	23,148
ANTICONSULSANTS	114,731
ADRENERGICS, AROMATIC, NON-CATECHOLAMINE	26,768
ANTIPSYCHOTIC, ATYPICAL, DOPAMINE, SEROTONIN ANTAGONIST	34,630
TX FOR ATTENTION DEFICIT-HYPERACT(ADHD)/NARCOLEPSY	21,418
ANTIHYPERGLYCEMIC, DPP-4 INHIBITORS	9,652
BETA-ADRENERGIC AGENTS, INHALED, SHORT ACTING	58,777
ANTICHOLINERGICS, ORALLY INHALED LONG ACTING	9,096
HEP C VIRUS-NS5B POLYMERASE AND NS5A INHIB. COMBO.	171

**Pharmacy Generic Utilization Summary by Amount Paid**

Reporting Month 2nd Quarter: 4/1/2019-06/30/2019

**Reporting Months (2nd Quarter): 4/1/2019-06/30/2019**



***BNG = Brand With no Generic Available***

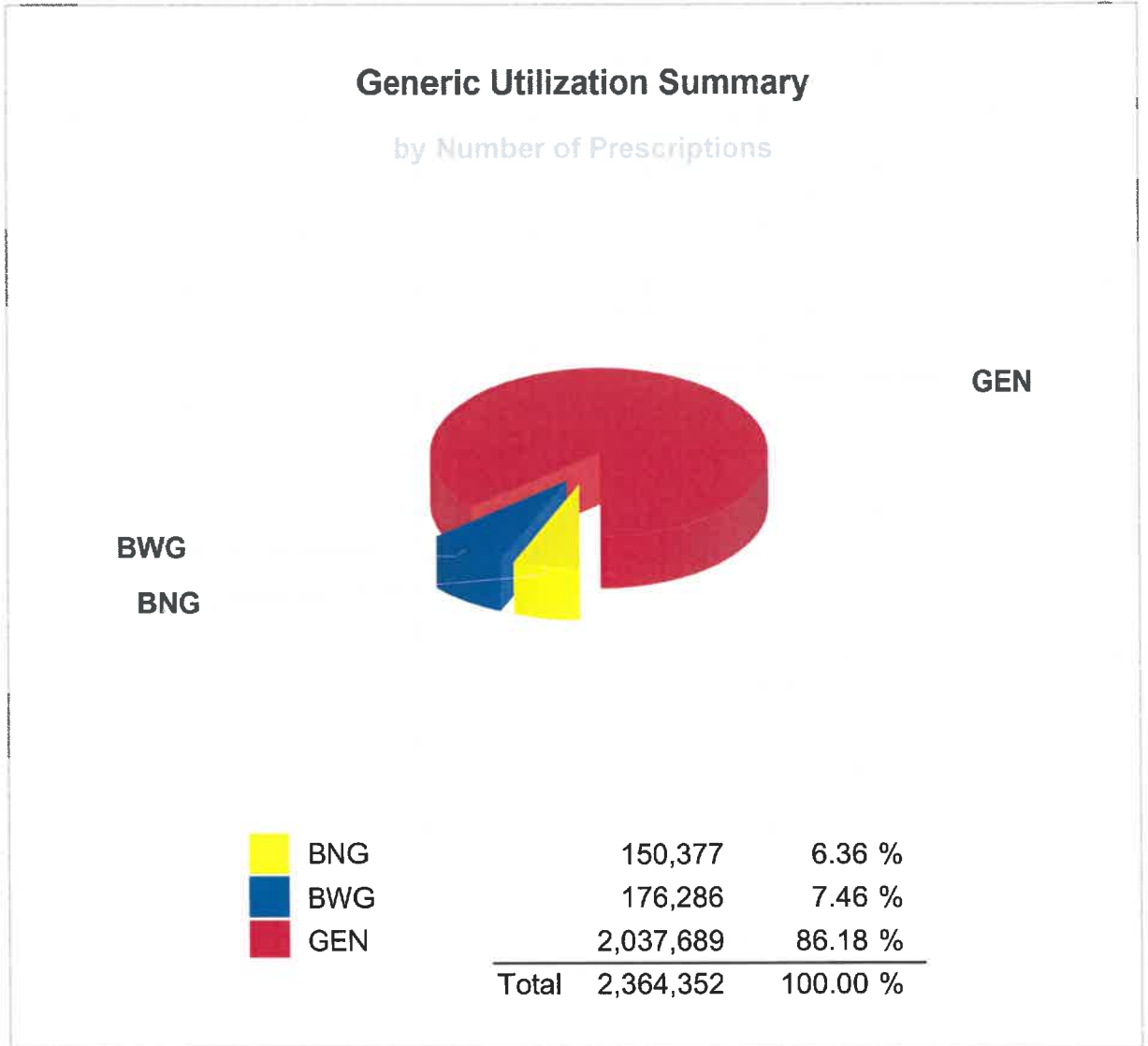
***BWG = Brand Dispensed when Generic Available***

***GEN = Generic***

**Pharmacy Generic Utilization Summary By Number Of Prescriptions**

Report Period from 04/01/2019 thru 06/30/2019

**Reporting Months (2nd Quarter): 4/1/2019-06/30/2019**



**BNG = Brand With no Generic Available**

**BWG = Brand Dispensed when Generic Available**

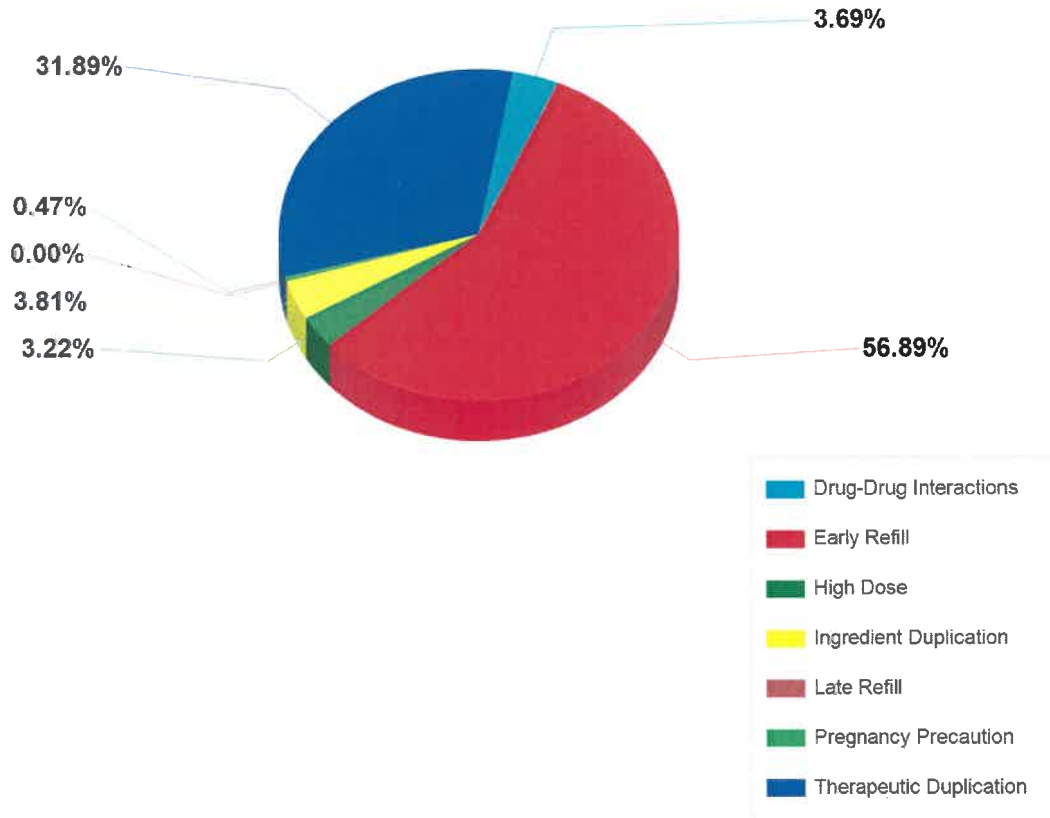
**GEN = Generic**



**Pharmacy DUR Savings - QUARTERLY**  
 Report Period from 04/01/2019 thru 06/30/2019

**Reporting Months (2nd Quarter) : 4/1/2019 - 6/30/2019**

**DUR SAVINGS**



Code	Description	Amount Saved	% of Savings
DD	Drug-Drug Interactions	\$904,693.61	4.00
ER	Early Refill	\$13,937,774.61	57.00
HD	High Dose	\$790,568.56	3.00
ID	Ingredient Duplication	\$935,825.43	4.00
LR	Late Refill	\$0.00	0.00
PG	Pregnancy Precaution	\$115,995.96	0.00
TD	Therapeutic Duplication	\$7,814,310.73	32.00
<b>Totals:</b>		<b>\$24,499,168.89</b>	<b>100.00</b>