

West Virginia Pharmacy Services



Drug Utilization Review

2nd Quarter 2020

Prepared by :





WVDRGS044

DUR Quarterly Overall Summary Report
 Report Period from 04/01/2020 thru 06/30/2020

Categories	2nd Qtr 2020	2nd Qtr 2019	% Change
Total Paid Amount	\$189,223,778.78	\$176,536,441.30	7.19
Eligible Members	471,253	475,199	-0.83
Utilizing Eligibles	215,880	250,212	-13.72
Total # Prescriptions	2,165,869	2,340,745	-7.47
Cost per Utilizing Member	\$876.52	\$705.55	24.23
Average # Prescriptions per Utilizer	10	9	11.11
Average Cost per Prescription	\$87.37	\$75.42	15.84
# Generic Prescriptions	1,855,132	2,014,386	-7.91
% Generic Prescriptions	85	86	-1.16
Total Cost - Generics	\$34,778,691.94	\$35,693,243.34	-2.56
Average Generic Prescription Cost	\$18.75	\$17.72	5.80
Average Days Supply - Generics	29	25	16.00
# Brand Prescriptions	310,737	326,359	-4.79
% Brand Prescriptions	14.00	13.00	7.69
Total Cost - Brand	\$154,445,086.84	\$140,843,197.96	9.66
Average Brand Prescription Cost	\$497.03	\$431.56	15.17
Average Days Supply - Brand	22	22	0.00
Rebates Collected	\$131,465,843.57	\$146,685,010.20	-10.38

Top 25 Therapeutic Classes By Prescription Count

Report Period from 04/01/2020 thru 06/30/2020

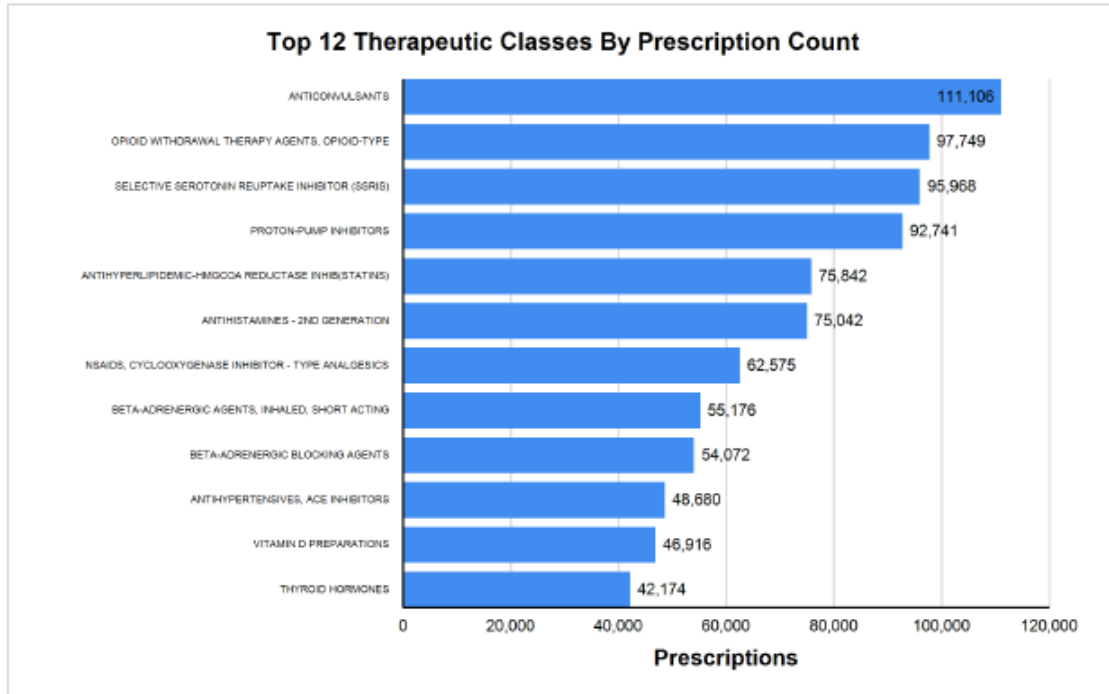
Reporting Months (2nd Quarter) 04/01/2020 - 06/30/2020

Rank	Therapeutic Class	Therapeutic Class Code	Prescription Count	% of Total Prescription Count	Amount Paid
1	ANTICONVULSANTS	H4B	111,106	5.10	\$4,694,576.09
2	OPIOID WITHDRAWAL THERAPY AGENTS, OPIOID-TYPE	H3W	97,749	4.50	\$14,474,594.89
3	SELECTIVE SEROTONIN REUPTAKE INHIBITOR (SSRIS)	H2S	95,968	4.40	\$1,116,968.39
4	PROTON-PUMP INHIBITORS	D4J	92,741	4.20	\$1,646,051.32
5	ANTHYPERLIPIDEMIC-HMGCOA REDUCTASE INHIB (STATINS)	M4D	75,842	3.50	\$923,461.18
6	ANTIHISTAMINES - 2ND GENERATION	Z2Q	75,042	3.40	\$781,893.46
7	NSAIDS, CYCLOOXYGENASE INHIBITOR - TYPE ANALGESICS	S2B	62,575	2.90	\$792,393.75
8	BETA-ADRENERGIC AGENTS, INHALED, SHORT ACTING	B6W	55,176	2.50	\$3,616,167.20
9	BETA-ADRENERGIC BLOCKING AGENTS	J7C	54,072	2.50	\$784,234.18
10	ANTIHYPERTENSIVES, ACE INHIBITORS	A4D	48,680	2.20	\$527,246.72
11	VITAMIN D PREPARATIONS	C6D	46,916	2.10	\$442,871.84
12	THYROID HORMONES	P3A	42,174	1.90	\$809,988.48
13	LEUKOTRIENE RECEPTOR ANTAGONISTS	Z4B	41,826	1.90	\$540,466.07
14	ANTIHISTAMINES - 1ST GENERATION	Z2P	39,087	1.80	\$526,134.65
15	SKELETAL MUSCLE RELAXANTS	H6H	38,416	1.80	\$500,946.26
16	SEROTONIN-NOREPINEPHRINE REUPTAKE-INHIB (SNRIS)	H7C	37,213	1.70	\$608,429.67
17	ANTIPSYCHOTIC, ATYPICAL, DOPAMINE, SEROTONIN ANTAGONST	H7T	36,873	1.70	\$6,070,992.15
18	ANTHYPERGLYCEMIC, BIGUANIDE TYPE	C4L	34,776	1.60	\$363,417.95
19	INSULINS	C4G	33,024	1.50	\$18,600,058.97
20	NASAL ANTI-INFLAMMATORY STEROIDS	Q7P	31,203	1.40	\$616,282.58
21	CALCIUM CHANNEL BLOCKING AGENTS	A9A	30,186	1.40	\$373,076.12
22	ANTI-ANXIETY - BENZODIAZEPINES	H20	28,671	1.30	\$315,555.61
23	CONTRACEPTIVES, ORAL	G8A	28,227	1.30	\$702,741.16
24	SEROTONIN-2 ANTAGONIST/REUPTAKE INHIBITORS (SARIS)	H7E	26,762	1.20	\$326,007.92
25	OPIOID ANALGESIC AND NON-SALICYLATE ANALGESICS	H3U	26,229	1.20	\$394,712.54
Totals:			1,290,534	59.00	\$60,549,288.95

WV POS Quarterly Drug Class Review Top 12 by Rx Count

Reporting Period From: 04/01/2020 - 06/30/2020

Reporting Months (2nd Quarter): 04/01/2020 - 06/30/2020



Amount Paid	
ANTICONVULSANTS	\$4,694,576.09
OPIOID WITHDRAWAL THERAPY AGENTS, OPIOID-TYPE	\$14,474,594.69
SELECTIVE SEROTONIN REUPTAKE INHIBITOR (SSRIS)	\$1,116,968.39
PROTON-PUMP INHIBITORS	\$1,646,051.32
ANTHYPERLIPIDEMIC-HMGCOA REDUCTASE INHIB(STATINS)	\$923,461.18
ANTIHISTAMINES - 2ND GENERATION	\$781,893.46
NSAIDS, CYCLOOXYGENASE INHIBITOR - TYPE ANALGESICS	\$792,393.75
BETA-ADRENERGIC AGENTS, INHALED, SHORT ACTING	\$3,616,167.20
BETA-ADRENERGIC BLOCKING AGENTS	\$784,234.18
ANTIHYPERTENSIVES, ACE INHIBITORS	\$527,246.72
VITAMIN D PREPARATIONS	\$442,871.84
THYROID HORMONES	\$809,988.48

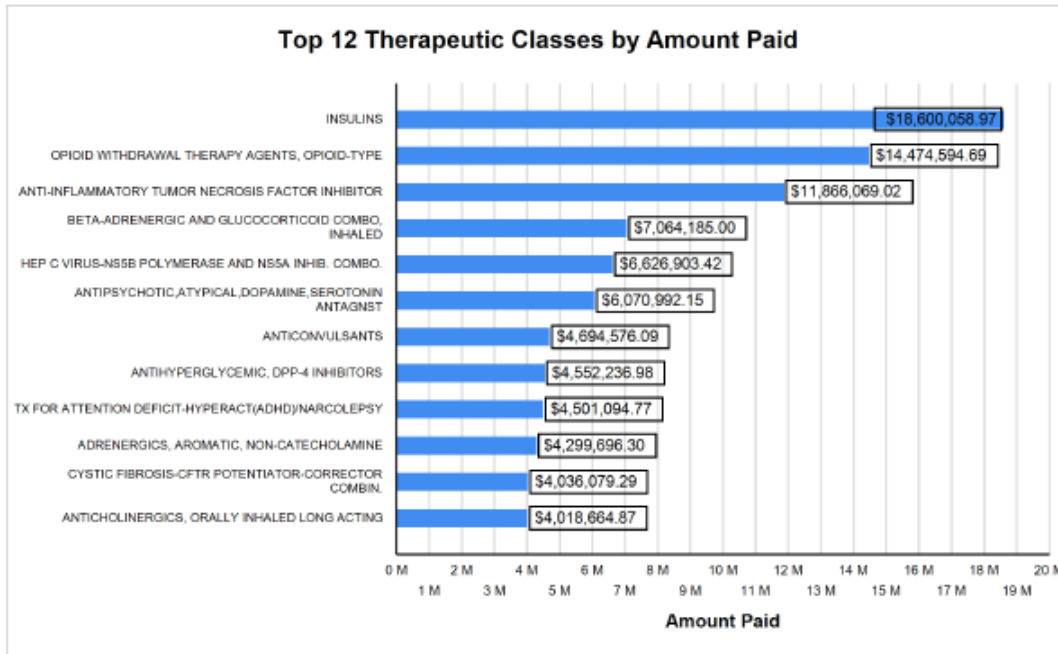
Top 25 Therapeutic Classes by Amount Paid
Report Period from 04/01/2020 thru 06/30/2020

Reporting Months (2nd Quarter): 4/1/2020-06/30/2020

Rank	Therapeutic Class	Therapeutic Class Codes	Amount Paid	% of Total Amount Paid	Prescription Count
1	INSULINS	C4G	\$18,600,058.97	9.80	33,024
2	OPIOID WITHDRAWAL THERAPY AGENTS, OPIOID-TYPE	H3W	\$14,474,594.89	7.60	97,749
3	ANTI-INFLAMMATORY TUMOR NECROSIS FACTOR INHIBITOR	S2J	\$11,866,069.02	6.30	1,884
4	BETA-ADRENERGIC AND GLUCOCORTICOID COMBO, INHALED	B63	\$7,064,185.00	3.70	23,136
5	HEP C VIRUS-NS5B POLYMERASE AND NS5A INHIB. COMBO.	W0B	\$6,626,903.42	3.50	301
6	ANTIPSYCHOTIC, ATYPICAL, DOPAMINE, SEROTONIN ANTAGNST	H7T	\$6,070,992.15	3.20	36,873
7	ANTICONVULSANTS	H4B	\$4,694,576.09	2.50	111,106
8	ANTIHYPERGLYCEMIC, DPP-4 INHIBITORS	C4J	\$4,552,236.98	2.40	9,395
9	TX FOR ATTENTION DEFICIT-HYPERACT(ADHD)/NARCOLEPSY	H2V	\$4,501,094.77	2.40	19,728
10	ADRENERGICS, AROMATIC, NON-CATECHOLAMINE	J5B	\$4,299,696.30	2.30	24,524
11	CYSTIC FIBROSIS-CFTR POTENTIATOR-CORRECTOR COMBIN.	B0F	\$4,036,079.29	2.10	180
12	ANTICHOLINERGICS, ORALLY INHALED LONG ACTING	B61	\$4,018,664.87	2.10	8,702
13	ANTINEOPLASTIC SYSTEMIC ENZYME INHIBITORS	V1Q	\$3,841,950.47	2.00	361
14	BETA-ADRENERGIC AGENTS, INHALED, SHORT ACTING	B6W	\$3,616,167.20	1.90	55,176
15	DIRECT FACTOR XA INHIBITORS	M9V	\$3,425,383.33	1.80	7,222
16	AGENTS TO TREAT MULTIPLE SCLEROSIS	H0E	\$3,164,737.75	1.70	444
17	ARV-NUCLEOSIDE,NUCLEOTIDE RTI,INTEGRASE INHIBITORS	W5X	\$2,574,506.78	1.40	836
18	ANTIPSORIATIC AGENTS,SYSTEMIC	L1A	\$2,463,097.85	1.30	408
19	HEPATITIS C VIRUS- NS5A AND NS3/4A INHIBITOR COMB	W0E	\$2,385,366.06	1.30	184
20	BLOOD SUGAR DIAGNOSTICS	M4A	\$2,305,691.01	1.20	22,870
21	GROWTH HORMONES	P1A	\$2,118,623.04	1.10	407
22	ANTIHYPERGLY,INCRETIN MIMETIC(GLP-1 RECEP.AGONIST)	C4I	\$2,065,178.22	1.10	2,779
23	ANTIPSYCHOTICS, ATYP, D2 PARTIAL AGONIST/5HT MIXED	H7X	\$1,899,455.70	0.90	13,402
24	PROTON-PUMP INHIBITORS	D4J	\$1,646,051.32	0.90	92,741
25	ANTI-ALCOHOLIC PREPARATIONS	C0D	\$1,567,853.89	0.80	1,683
Totals:			\$123,679,214.17	65.30	565,115

Top 12 Therapeutic Classes by Amount Paid
 Reporting Months 2nd Quarter: 4/1/2020-06/30/2020

Reporting Months (2nd Quarter): 4/1/2020-06/30/2020



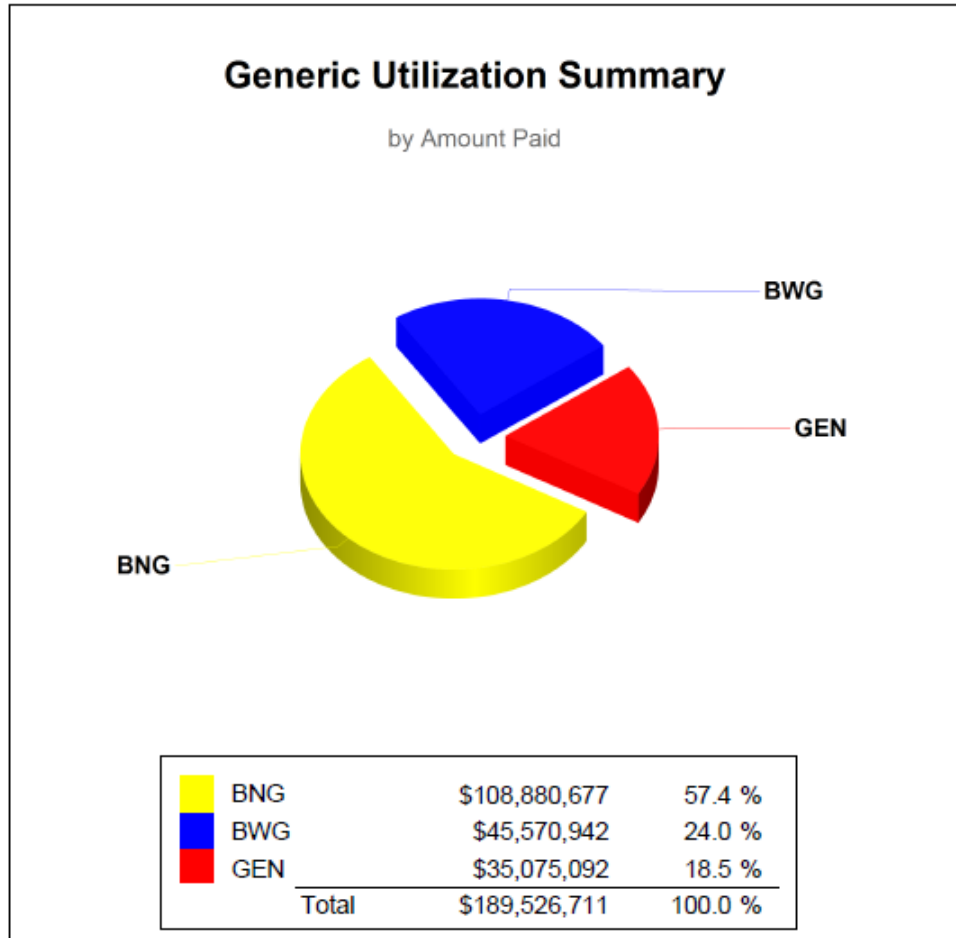
Prescriptions

INSULINS	33,024
OPIOID WITHDRAWAL THERAPY AGENTS, OPIOID-TYPE	97,749
ANTI-INFLAMMATORY TUMOR NECROSIS FACTOR INHIBITOR	1,884
BETA-ADRENERGIC AND GLUCOCORTICOID COMBO, INHALED	23,136
HEP C VIRUS-NS5B POLYMERASE AND NSSA INHIB. COMBO.	301
ANTIPSYCHOTIC, ATYPICAL, DOPAMINE, SEROTONIN ANTAGNST	36,873
ANTICONVULSANTS	111,106
ANTIHYPERGLYCEMIC, DPP-4 INHIBITORS	9,395
TX FOR ATTENTION DEFICIT-HYPERACT(ADHD)/NARCOLEPSY	19,728
ADRENERGICS, AROMATIC, NON-CATECHOLAMINE	24,524
CYSTIC FIBROSIS-CFTR POTENTIATOR-CORRECTOR COMBIN.	180
ANTICHOLINERGICS, ORALLY INHALED LONG ACTING	8,702

Pharmacy Generic Utilization Summary by Amount Paid

Reporting Month 2nd Quarter: 4/1/2020-06/30/2020

Reporting Months (2nd Quarter): 4/1/2020-06/30/2020



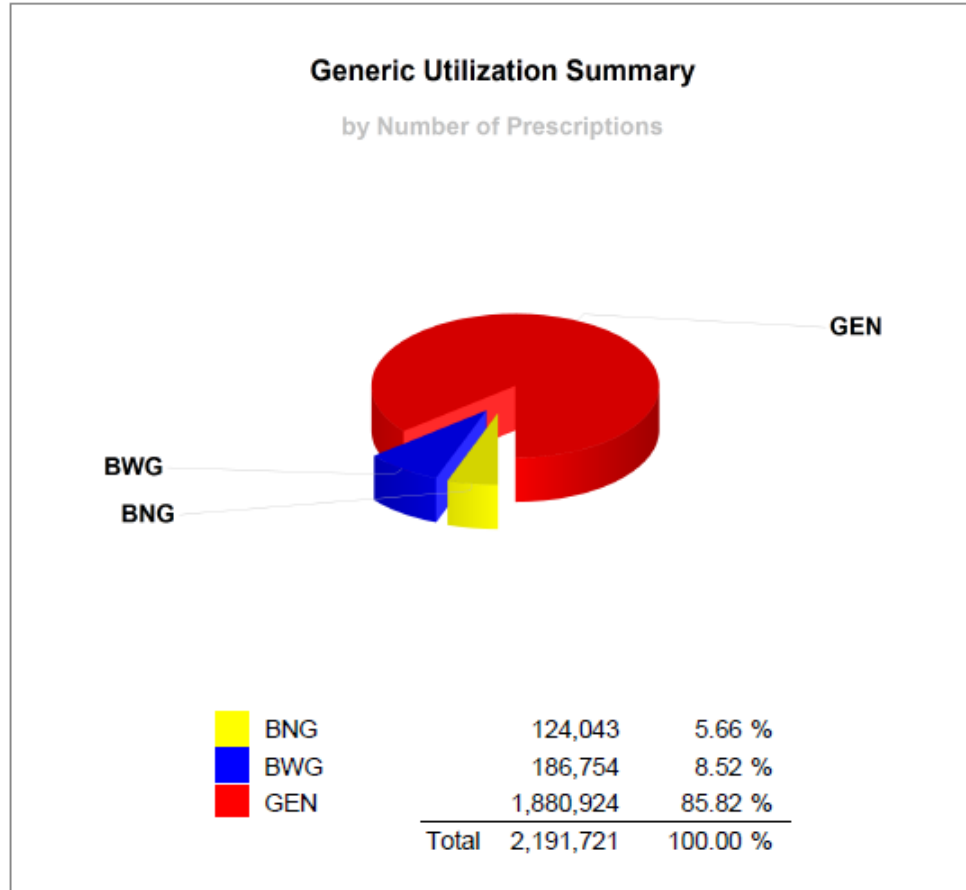
BNG = Brand With no Generic Available

BWG = Brand Dispensed when Generic Available

GEN = Generic

Pharmacy Generic Utilization Summary By Number Of Prescriptions
 Report Period from 04/01/2020 thru 06/30/2020

Reporting Months (2nd Quarter): 4/1/2020-06/30/2020



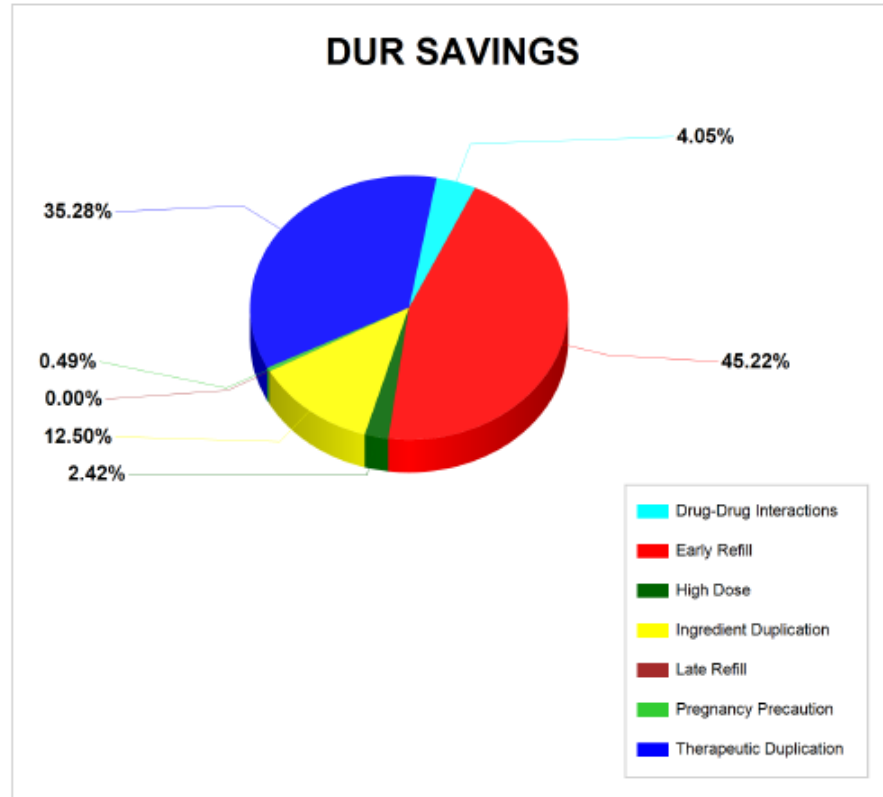
BNG = Brand With no Generic Available

BWG = Brand Dispensed when Generic Available

GEN = Generic

Pharmacy DUR Savings - QUARTERLY
 Report Period from 04/01/2020 thru 06/30/2020

Reporting Months (2nd Quarter) : 4/1/2020 - 6/30/2020



Code	Description	Amount Saved	% of Savings
DD	Drug-Drug Interactions	\$1,033,880.61	4.00
ER	Early Refill	\$11,523,840.35	45.00
HD	High Dose	\$618,576.61	2.00
ID	Ingredient Duplication	\$3,186,454.38	13.00
LR	Late Refill	\$0.00	0.00
PG	Pregnancy Precaution	\$126,438.34	0.00
TD	Therapeutic Duplication	\$8,989,610.10	35.00
	Totals:	\$25,478,800.40	100.00

