


# West Virginia Pharmacy Services



## Drug Utilization Review 4th Quarter 2018

Prepared by :



**DUR Quarterly Overall Summary Report**  
Report Period from 10/01/2018 thru 12/31/2018

Categories	4th Qtr 2018	4th Qtr 2017	% Change
<b>Total Paid Amount</b>	\$170,927,944.68	\$179,933,123.25	-5.00
<b>Eligible Members</b>	474,093	494,743	-4.17
<b>Utilizing Eligibles</b>	259,323	279,065	-7.07
<b>Total # Prescriptions</b>	2,400,335	2,620,287	-8.39
<b>Cost per Utilizing Member</b>	\$659.13	\$644.77	2.23
<b>Average # Prescriptions per Utilizer</b>	9	9	0.00
<b>Average Cost per Prescription</b>	\$71.21	\$68.67	3.70
<b># Generic Prescriptions</b>	2,053,113	2,271,176	-9.60
<b>% Generic Prescriptions</b>	85	86	-1.16
<b>Total Cost - Generics</b>	\$35,551,881.95	\$41,866,200.98	-15.08
<b>Average Generic Prescription Cost</b>	\$17.32	\$18.43	-6.06
<b>Average Days Supply - Generics</b>	25	24	4.17
<b># Brand Prescriptions</b>	347,222	349,111	-0.54
<b>% Brand Prescriptions</b>	14.00	13.00	7.69
<b>Total Cost - Brand</b>	\$135,376,062.73	\$138,066,922.27	-1.95
<b>Average Brand Prescription Cost</b>	\$389.88	\$395.48	-1.42
<b>Average Days Supply - Brand</b>	21	22	-4.55
<b>Rebates Collected</b>	\$116,444,607.16	\$113,421,352.72	2.67



**Top 25 Therapeutic Classes By Prescription Count**

Report Period from 10/01/2018 thru 12/31/2018

**Reporting Months (4th Quarter) 10/01/2018 - 12/31/2018**

Rank	Therapeutic Class	Therapeutic Class Code	Prescription Count	% of Total Prescription Count	Amount Paid
1	ANTICONSULSANTS	H4B	118,606	4.90	\$7,027,368.98
2	SELECTIVE SEROTONIN REUPTAKE INHIBITOR (SSRIS)	H2S	95,222	3.90	\$1,080,310.73
3	PROTON-PUMP INHIBITORS	D4J	92,726	3.80	\$1,623,377.51
4	OPIOID WITHDRAWAL THERAPY AGENTS, OPIOID-TYPE	H3W	83,908	3.50	\$10,921,063.85
5	ANTHYPERLIPIDEMIC - HMG COA REDUCTASE INHIBITORS	M4D	80,013	3.30	\$956,165.56
6	ANTIHISTAMINES - 2ND GENERATION	Z2Q	78,343	3.20	\$864,554.16
7	NSAIDS, CYCLOOXYGENASE INHIBITOR - TYPE ANALGESICS	S2B	74,834	3.10	\$923,193.16
8	BETA-ADRENERGIC AGENTS, INHALED, SHORT ACTING	B6W	65,335	2.70	\$3,832,344.50
9	PENICILLIN ANTIBIOTICS	W1A	60,303	2.50	\$879,302.62
10	BETA-ADRENERGIC BLOCKING AGENTS	J7C	57,077	2.30	\$819,809.50
11	ANTIHYPERTENSIVES, ACE INHIBITORS	A4D	53,761	2.20	\$550,687.40
12	GLUCOCORTICIDS	P5A	46,570	1.90	\$667,145.80
13	THYROID HORMONES	P3A	45,479	1.90	\$806,729.84
14	LEUKOTRIENE RECEPTOR ANTAGONISTS	Z4B	44,860	1.80	\$586,156.07
15	VITAMIN D PREPARATIONS	C6D	42,412	1.70	\$408,601.84
16	SKELETAL MUSCLE RELAXANTS	H6H	40,946	1.70	\$536,948.72
17	HISTAMINE H2-RECEPTOR INHIBITORS	Z2D	40,525	1.70	\$527,877.92
18	ANTIHISTAMINES - 1ST GENERATION	Z2P	37,814	1.60	\$485,188.16
19	ANTHYPERGLYCEMIC, BIGUANIDE TYPE	C4L	37,350	1.50	\$388,669.12
20	SEROTONIN-NOREPINEPHRINE REUPTAKE-INHIB (SNRIS)	H7C	36,833	1.50	\$594,382.30
21	OPIOID ANALGESIC AND NON-SALICYLATE ANALGESICS	H3U	35,845	1.50	\$558,756.35
22	NASAL ANTI-INFLAMMATORY STEROIDS	Q7P	34,582	1.40	\$559,537.69
23	ANTIPSYCHOTIC, ATYPICAL, DOPAMINE, SEROTONIN ANTAGNST	H7T	34,205	1.40	\$4,911,456.70
24	INSULINS	C4G	32,932	1.40	\$17,269,603.15
25	ANTI-ANXIETY - BENZODIAZEPINES	H20	32,894	1.40	\$365,278.64
<b>Totals:</b>			<b>1,403,375</b>	<b>57.80</b>	<b>\$58,144,510.27</b>

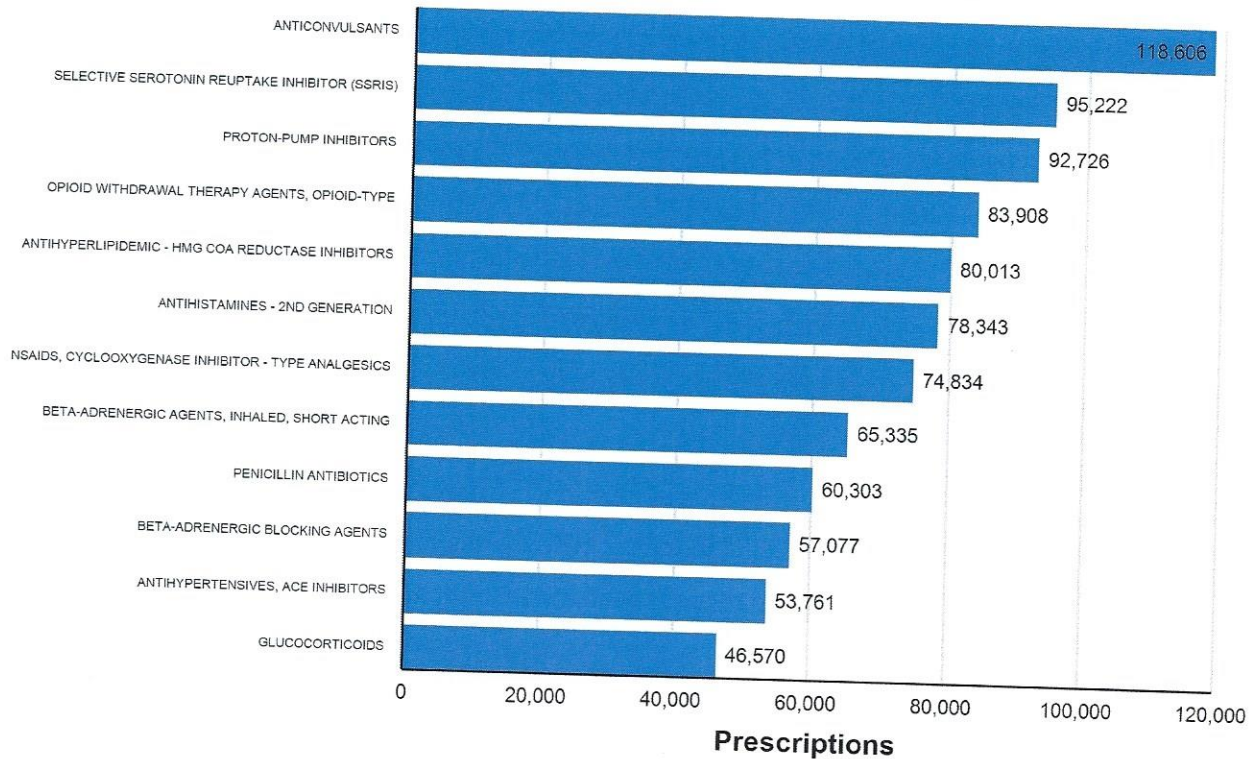


**WV POS Quarterly Drug Class Review Top 12 by Rx Count**

Reporting Period From: 10/01/2018 - 12/31/2018

Reporting Months (4th Quarter): 10/01/2018 - 12/31/2018

**Top 12 Therapeutic Classes By Prescription Count**



Amount Paid	
ANTICONVULSANTS	\$7,027,368.98
SELECTIVE SEROTONIN REUPTAKE INHIBITOR (SSRIS)	\$1,080,310.73
PROTON-PUMP INHIBITORS	\$1,623,377.51
OPIOID WITHDRAWAL THERAPY AGENTS, OPIOID-TYPE	\$10,921,063.85
ANTIHYPERTENSIVE - HMG COA REDUCTASE INHIBITORS	\$956,165.56
ANTIHISTAMINES - 2ND GENERATION	\$864,554.16
NSAIDS, CYCLOOXYGENASE INHIBITOR - TYPE ANALGESICS	\$923,193.16
BETA-ADRENERGIC AGENTS, INHALED, SHORT ACTING	\$3,832,344.50
PENICILLIN ANTIBIOTICS	\$879,302.62
BETA-ADRENERGIC BLOCKING AGENTS	\$819,809.50
ANTIHYPERTENSIVES, ACE INHIBITORS	\$550,687.40
GLUCOCORTICOIDS	\$667,145.80



**Top 25 Therapeutic Classes by Amount Paid**

Report Period from 10/01/2018 thru 12/31/2018

**Reporting Months (4th Quarter): 10/1/2018-12/31/2018**

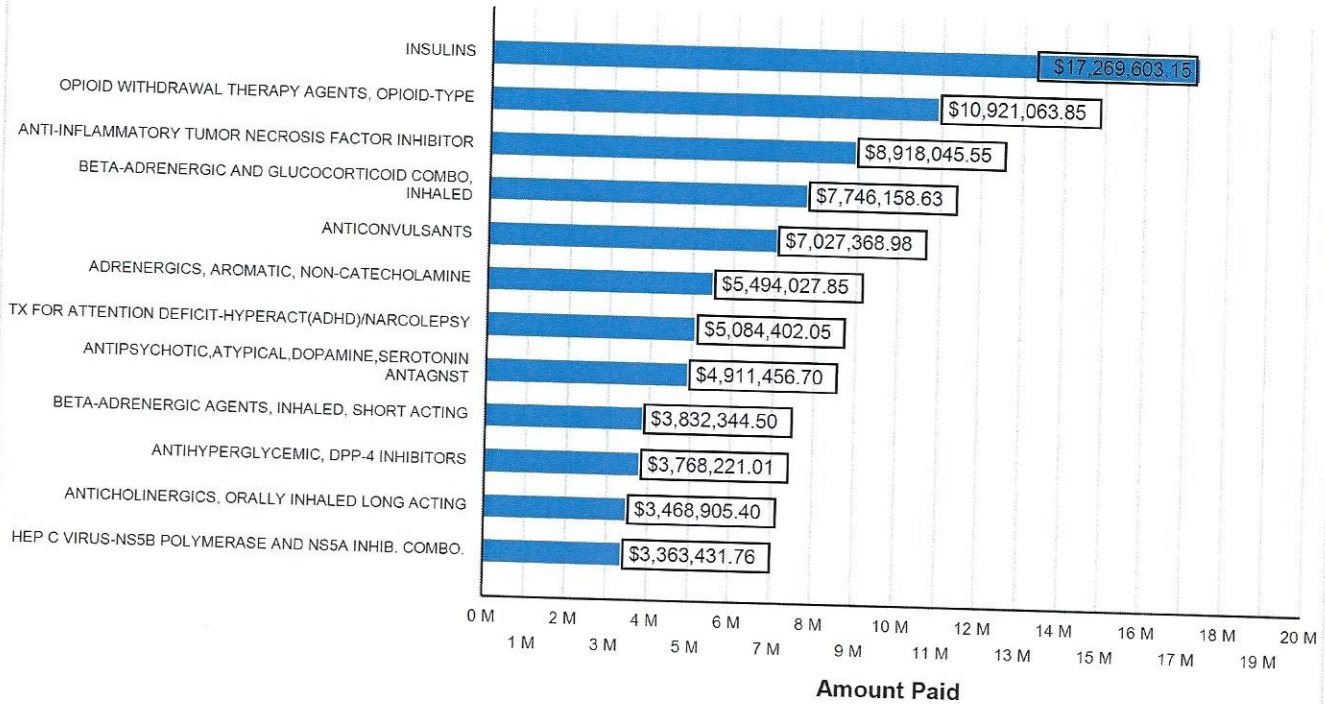
Rank	Therapeutic Class	Therapeutic Class Codes	Amount Paid	% of Total Amount Paid	Prescription Count
1	INSULINS	C4G	\$17,269,603.15	10.10	32,932
2	OPIOID WITHDRAWAL THERAPY AGENTS, OPIOID-TYPE	H3W	\$10,921,063.85	6.40	83,908
3	ANTI-INFLAMMATORY TUMOR NECROSIS FACTOR INHIBITOR	S2J	\$8,918,045.55	5.20	1,662
4	BETA-ADRENERGIC AND GLUCOCORTICOID COMBO, INHALED	B63	\$7,746,158.63	4.50	23,544
5	ANTICONVULSANTS	H4B	\$7,027,368.98	4.10	118,606
6	ADRENERGICS, AROMATIC, NON-CATECHOLAMINE	J5B	\$5,494,027.85	3.20	28,211
7	TX FOR ATTENTION DEFICIT-HYPERACT(ADHD)/NARCOLEPSY	H2V	\$5,084,402.05	3.00	22,897
8	ANTIPSYCHOTIC,ATYPICAL,DOPAMINE,SEROTONIN ANTAGNST	H7T	\$4,911,456.70	2.90	34,205
9	BETA-ADRENERGIC AGENTS, INHALED, SHORT ACTING	B6W	\$3,832,344.50	2.20	65,335
10	ANTIHYPERGLYCEMIC, DPP-4 INHIBITORS	C4J	\$3,768,221.01	2.20	9,718
11	ANTICHOLINERGICS, ORALLY INHALED LONG ACTING	B61	\$3,468,905.40	2.00	9,152
12	HEP C VIRUS-NS5B POLYMERASE AND NS5A INHIB. COMBO.	W0B	\$3,363,431.76	2.00	147
13	AGENTS TO TREAT MULTIPLE SCLEROSIS	H0E	\$3,219,938.37	1.90	498
14	ANTINEOPLASTIC SYSTEMIC ENZYME INHIBITORS	V1Q	\$2,860,531.52	1.70	309
15	BLOOD SUGAR DIAGNOSTICS	M4A	\$2,443,604.03	1.40	23,749
16	DIRECT FACTOR XA INHIBITORS	M9V	\$2,271,541.44	1.30	5,976
17	CYSTIC FIBROSIS-CFTR POTENTIATOR-CORRECTOR COMBIN.	B0F	\$1,919,622.69	1.10	98
18	ANTI-ALCOHOLIC PREPARATIONS	C0D	\$1,906,334.43	1.10	2,042
19	ANTIPSYCHOTICS, ATYP, D2 PARTIAL AGONIST/5HT MIXED	H7X	\$1,767,279.95	1.00	11,262
20	PROTON-PUMP INHIBITORS	D4J	\$1,623,377.51	0.90	92,726
21	GROWTH HORMONES	P1A	\$1,606,563.62	0.90	424
22	CYSTIC FIB-TRANSMEMB CONDUCT.REG.(CFTR)POTENTIATOR	B0B	\$1,484,172.97	0.90	61
23	ANTIHEMOPHILIC FACTORS	M0E	\$1,464,386.90	0.90	51
24	GLUCOCORTICOID, ORALLY INHALED	B6M	\$1,419,920.16	0.80	5,723
25	ANTIHYPERGLY,INCRETIN MIMETIC(GLP-1 RECEP.AGONIST)	C4I	\$1,194,846.00	0.70	1,882
<b>Totals:</b>			<b>\$106,987,149.02</b>	<b>62.40</b>	<b>575,118</b>



**Top 12 Therapeutic Classes by Amount Paid**  
 Reporting Months 4th Quarter: 10/1/2018-12/31/2018

Reporting Months (4th Quarter): 10/1/2018-12/31/2018

**Top 12 Therapeutic Classes by Amount Paid**



**Prescriptions**

INSULINS	32,932
OPIOID WITHDRAWAL THERAPY AGENTS, OPIOID-TYPE	83,908
ANTI-INFLAMMATORY TUMOR NECROSIS FACTOR INHIBITOR	1,662
BETA-ADRENERGIC AND GLUCOCORTICOID COMBO, INHALED	23,544
ANTICONSULSANTS	118,606
ADRENERGICS, AROMATIC, NON-CATECHOLAMINE	28,211
TX FOR ATTENTION DEFICIT-HYPERACT(ADHD)/NARCOLEPSY	22,897
ANTIPSYCHOTIC, ATYPICAL, DOPAMINE, SEROTONIN ANTAGNIST	34,205
BETA-ADRENERGIC AGENTS, INHALED, SHORT ACTING	65,335
ANTIHYPERGLYCEMIC, DPP-4 INHIBITORS	9,718
ANTICHOLINERGICS, ORALLY INHALED LONG ACTING	9,152
HEP C VIRUS-NS5B POLYMERASE AND NS5A INHIB. COMBO.	147

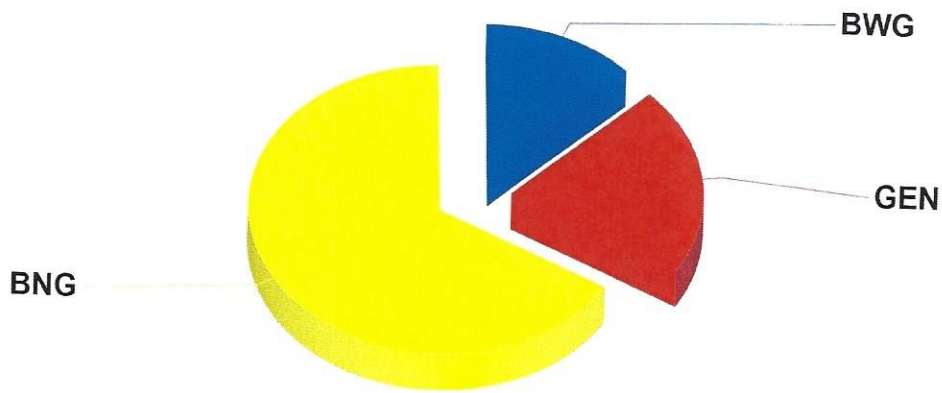
**Pharmacy Generic Utilization Summary by Amount Paid**

Reporting Month 4th Quarter: 10/1/2018-12/31/2018

Reporting Months (4th Quarter): 10/1/2018-12/31/2018

**Generic Utilization Summary**

by Amount Paid



<span style="color: yellow;">■</span> BNG	\$113,374,673	66.2 %
<span style="color: blue;">■</span> BWG	\$22,002,660	12.9 %
<span style="color: red;">■</span> GEN	\$35,845,712	20.9 %
<b>Total</b>	<b>\$171,223,044</b>	<b>100.0 %</b>

*BNG = Brand With no Generic Available*

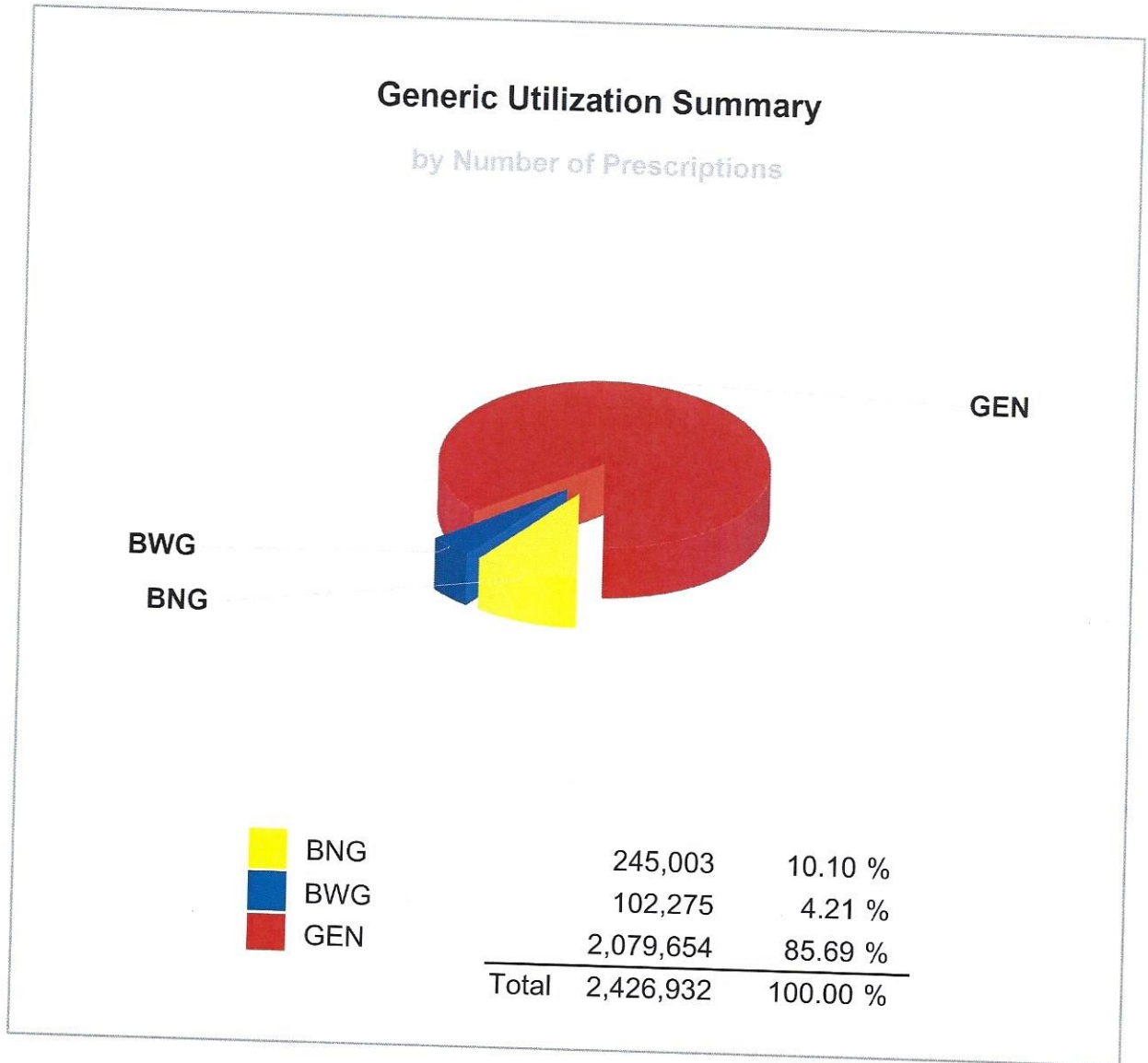
*BWG = Brand Dispensed when Generic Available*

*GEN = Generic*

**Pharmacy Generic Utilization Summary By Number Of Prescriptions**

Report Period from 10/01/2018 thru 12/31/2018

Reporting Months (4th Quarter): 10/1/2018-12/31/2018



*BNG = Brand With no Generic Available*

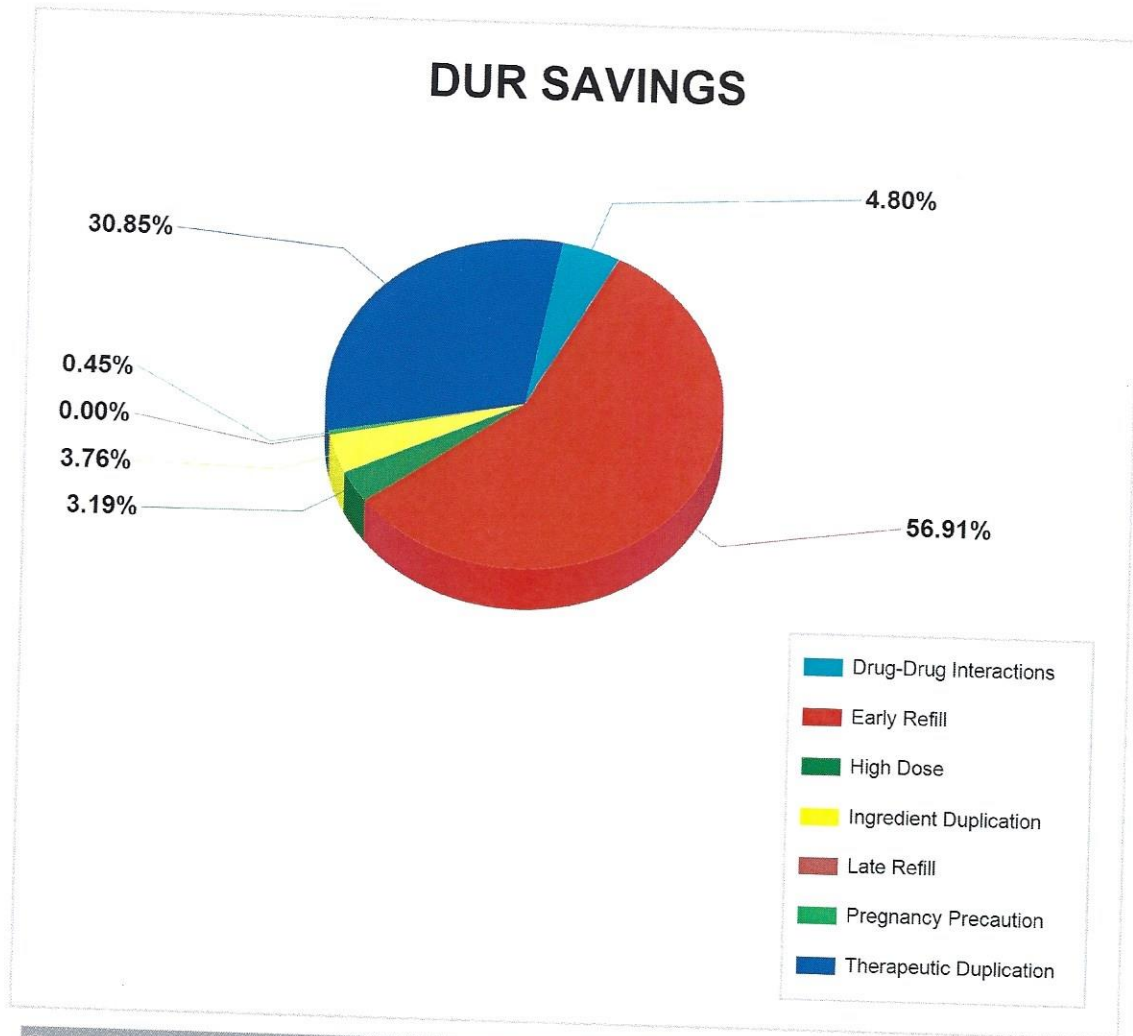
*BWG = Brand Dispensed when Generic Available*

*GEN = Generic*



**Pharmacy DUR Savings - QUARTERLY**  
Report Period from 10/01/2018 thru 12/31/2018

Reporting Months (4th Quarter) : 10/1/2018 - 12/31/2018



Code	Description	Amount Saved	% of Savings
DD	Drug-Drug Interactions	\$1,075,659.50	5.00
ER	Early Refill	\$12,729,977.43	57.00
HD	High Dose	\$715,131.61	3.00
ID	Ingredient Duplication	\$842,007.53	4.00
LR	Late Refill	\$0.00	0.00
PG	Pregnancy Precaution	\$101,557.15	0.00
TD	Therapeutic Duplication	\$6,902,289.52	31.00
<b>Totals:</b>		<b>\$22,366,622.74</b>	<b>100.00</b>