



November 2024

How Big Is the Problem?

In 2023, there was a decrease in the average yearly rate for opioid doses filled, patients with an average of over 90 MMEs per day, number of gabapentin doses, and MAT prescriptions, compared to 2022.

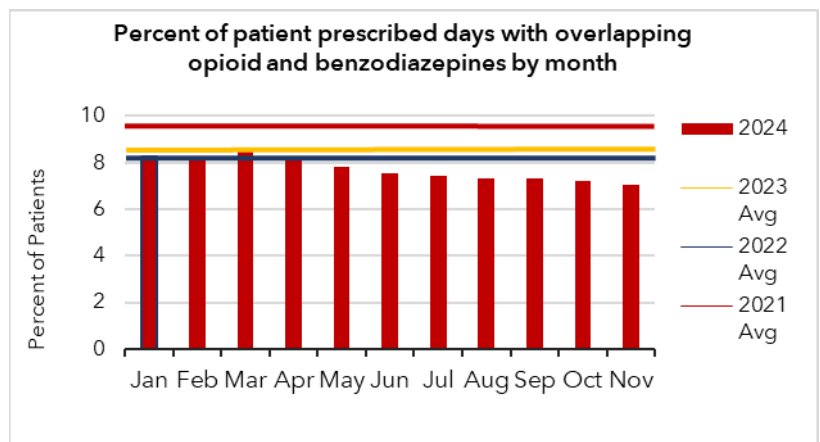
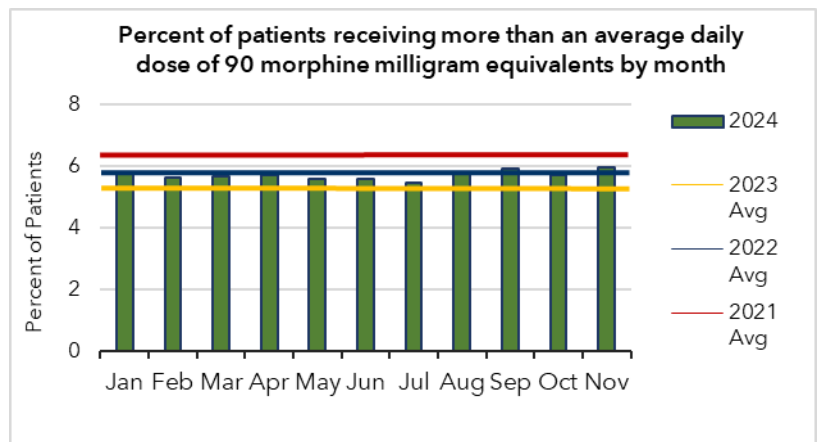
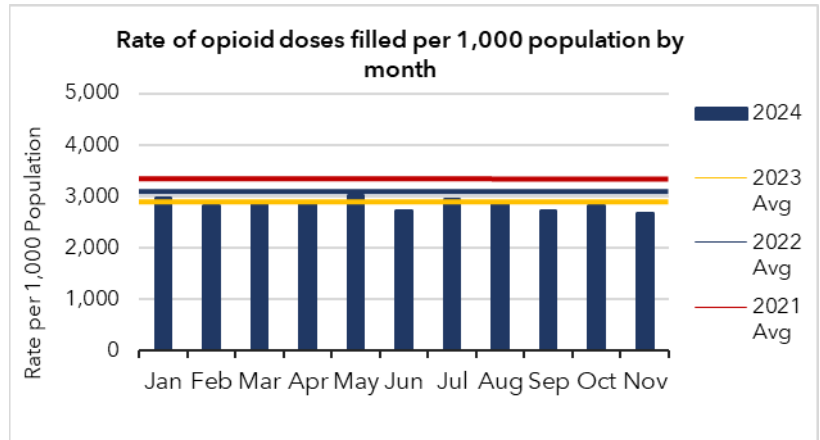
There was an overall increase in the average yearly rate for stimulant prescriptions filled, number of prescribers who wrote a prescription for ≥ 50 MMEs, and percent of overlapping opioids and benzodiazepines prescribed in 2023.

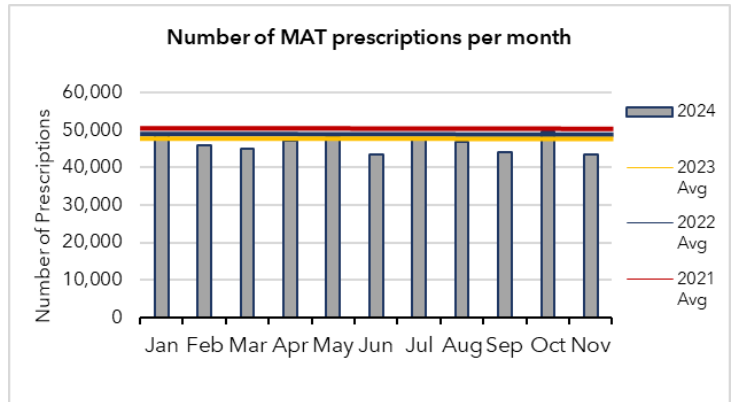
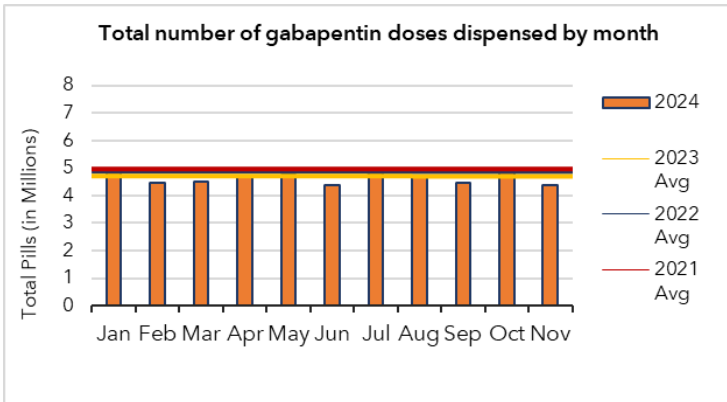
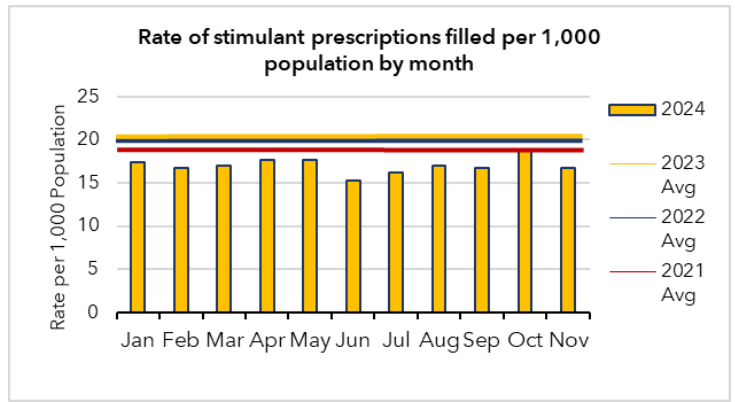
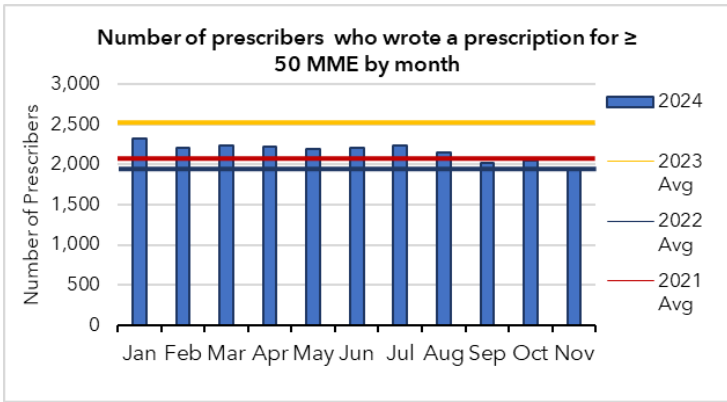
In November 2024, there was an increase in the percentage of patients with an average of over 90 MMEs per day, compared to October 2024.

There was a decrease in the rate of opioid doses filled, in the percent of overlapping opioids and benzodiazepines, the number of gabapentin doses dispensed, the number of prescribers prescribing ≥ 50 MMEs, the rate of stimulant prescriptions dispensed, and the number of MAT prescriptions dispensed, compared to October 2024.

What Is Being Done?

The West Virginia Board of Pharmacy continues to monitor controlled substances that are dispensed in the state. Efforts are continually made to identify high-risk prescribing. County level assessments are also being conducted on a semi-annual basis to identify high-burden areas in the state, where the West Virginia Academic Detailing team can focus their prescriber education efforts.





For more information about county level data, click [here](#) to access the West Virginia Board of Pharmacy’s Controlled Substance Monitoring Program Dashboard.

Contact Information:

Nathan Wood, CSMP Epidemiologist

Phone: (304) 414-0789

E-mail: Nathan.G.Wood@wv.gov

Mike Goff, Board of Pharmacy Director

Phone: (304) 558-0558

E-mail: Michael.L.Goff@wv.gov

