

# West Virginia Board of Pharmacy

## Controlled Substance Monitoring Program

### Monthly Surveillance Report

March 2023

#### How big is the problem?

In 2022, there was a decrease in the average yearly rate for opioid doses filled, patients with an average of over 90 MME per day, percent of overlapping opioids and benzodiazepines prescribed, number of prescribers who prescribed greater than 50 MME prescriptions, gabapentin doses, and MAT prescriptions, compared to 2021. There was an overall increase in naloxone prescriptions in 2022.

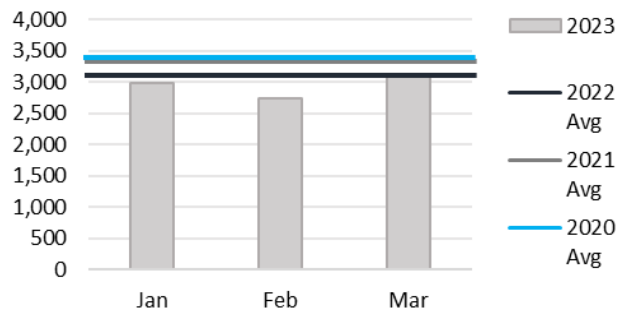
In March 2023, there was an increase in the rate of opioid doses, the percent of patients prescribed  $\geq 90$  MMEs per day, the percent of patient prescribed days with overlapping opioid and benzodiazepines, the number of prescribers prescribing  $\geq 50$  MMEs, the number of gabapentin doses, the number of naloxone prescriptions, and the number of MAT prescriptions, compared to February 2023.

There was a 15.66% increase in the number of naloxone prescriptions dispensed in March 2023 when compared to the number of naloxone prescriptions dispensed in March 2022.

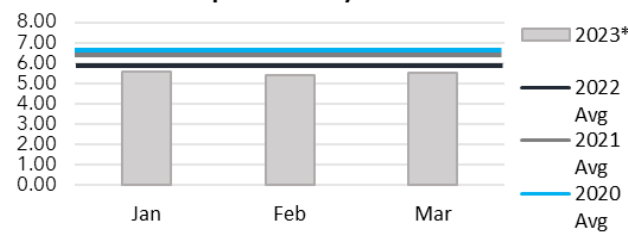
#### What is being done?

The West Virginia Board of Pharmacy continues to monitor controlled substances that are dispensed in the state. Efforts are being made to identify high-risk prescribing. County level assessments are also being conducted on a semi-annual basis to identify high-burden areas in the state where the West Virginia Academic Detailing team can focus their prescriber education efforts.

Rate of opioid doses filled per 1,000 population by month

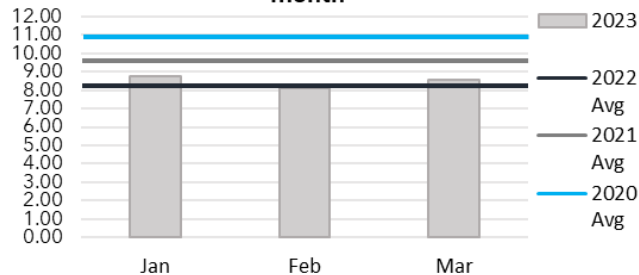


Percent of patients receiving more than an average daily dose of 90 morphine milligram equivalents by month

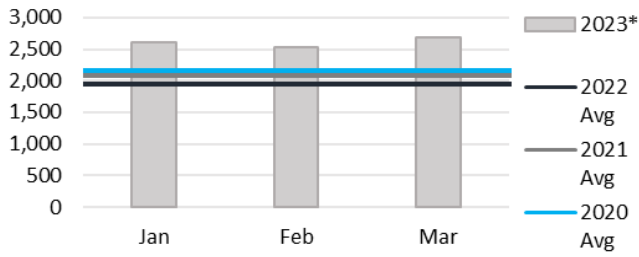


\*The MME conversion factors for fentanyl, hydromorphone, methadone, and tramadol were updated in the 2022 Opioid Prescribing Guidelines in November 2022

Percent of patient prescribed days with overlapping opioid and benzodiazepines by month

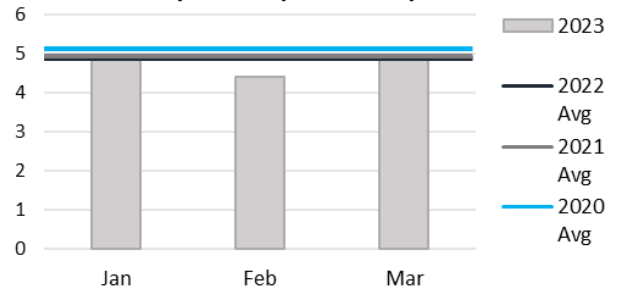


### Number of prescribers who wrote a prescription for ≥ 50 MME by month

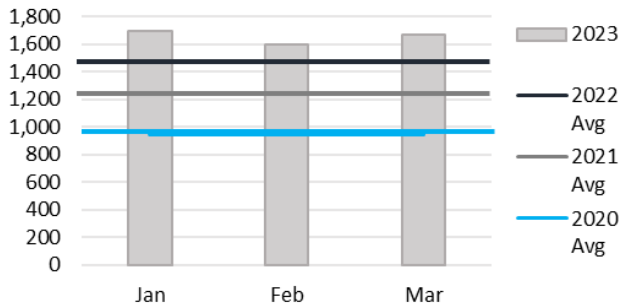


\*The MME conversion factors for fentanyl, hydromorphone, methadone, and tramadol were updated in the 2022 Opioid Prescribing Guidelines in November 2022

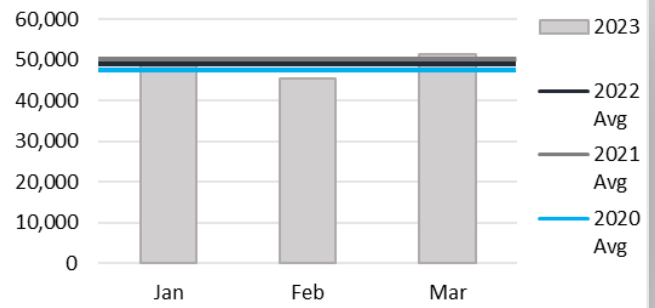
### Total number of gabapentin doses dispensed by month (in Millions)



### Number of naloxone prescriptions by month



### Number of MAT prescriptions per month



Source: West Virginia Controlled Substance Monitoring Program

For more information about county level data, click [here](#) to access the West Virginia Board of Pharmacy's Controlled Substance Monitoring Program Dashboard.

#### Contact Information:

Mike Goff, Board of Pharmacy Director  
 Phone: (304) 558-0558  
 E-mail: [Michael.L.Goff@wv.gov](mailto:Michael.L.Goff@wv.gov)

Brandon Williams, CSMP Epidemiologist  
 Phone: (304) 414-0633  
 E-mail: [Brandon.k.williams@wv.gov](mailto:Brandon.k.williams@wv.gov)

Nathan Wood, CSMP Epidemiologist  
 Phone: (304) 414-0789  
 E-mail: [Nathan.G.Wood@wv.gov](mailto:Nathan.G.Wood@wv.gov)