



July 2021

How big is the problem?

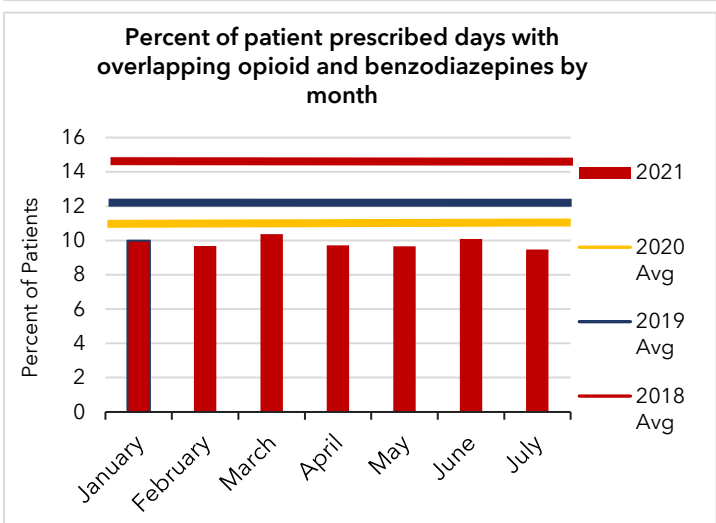
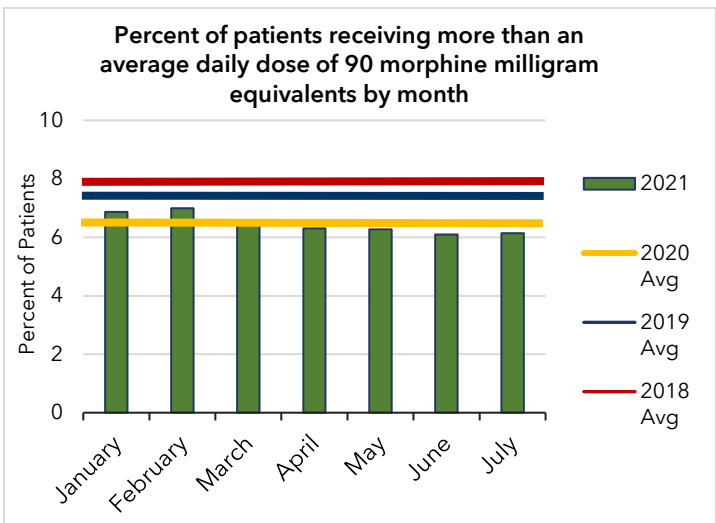
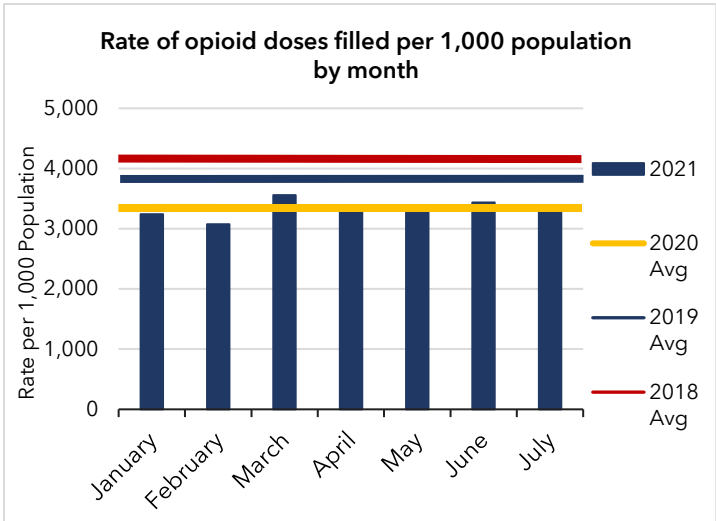
In 2020, there was a decrease in the average yearly rate for opioids doses filled, patients with an average of over 90 MME per day, percent of overlapping opioids prescribed, number of prescribers who prescribed greater than 50 MME prescriptions, and gabapentin doses, compared to 2019. There was an overall increase in naloxone prescriptions, and total MAT prescriptions, compared to 2019.

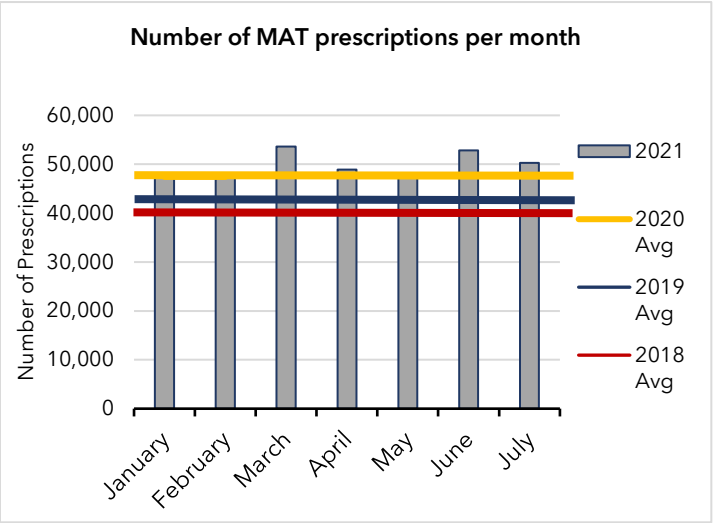
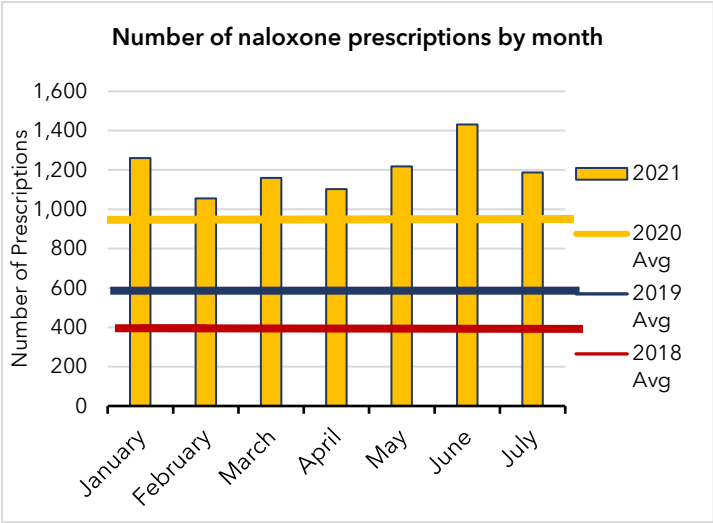
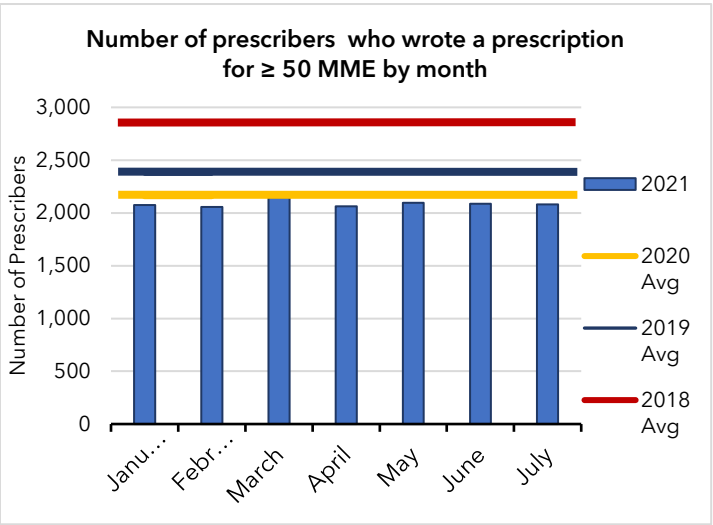
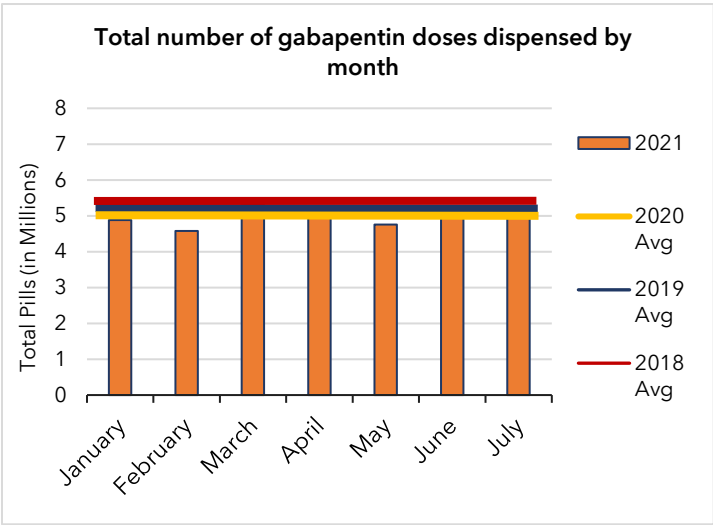
For the month of July, there was a decrease in the rate of opioid doses, overlapping opioid and benzodiazepines, gabapentin doses, MAT prescriptions, the number of naloxone prescriptions and in the number of prescribers prescribing ≥ 50 MMEs, compared to June. There was a slight increase in the percent of patients with more than an average daily dose of 90 MME. There was an 11% increase in the number of naloxone prescriptions dispensed from July 2020 to July 2021.

What is being done?

The West Virginia Board of Pharmacy continues to monitor controlled substances that are dispensed in the state. Efforts are being made to identify high-risk prescribing. County level assessments are also being conducted on a semi-annual basis to identify high-burden areas in the state where the West Virginia Academic Detailing team can focus their prescriber education efforts.

Source: West Virginia Controlled Substance Monitoring Program





Source: West Virginia Controlled Substance Monitoring Program

For more information about county level data, click [here](#) to access the West Virginia Board of Pharmacy's Controlled Substance Monitoring Program Dashboard.

Contact Information:

Mike Goff, Board of Pharmacy Director
 Phone: (304) 558-0558
 E-mail: Michael.L.Goff@wv.gov

Nathan Wood, CSMP Epidemiologist
 Phone: (304) 414-0789
 E-mail: Nathan.G.Wood@wv.gov

Tim Dotson, CSMP Epidemiologist
 Phone: (304) 414-0537
 E-mail: Timothy.S.Dotson@wv.gov

