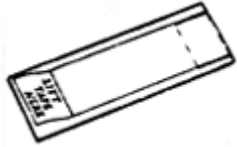
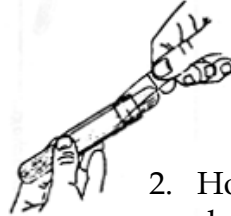


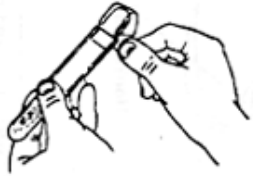
## PINWORM COLLECTION INSTRUCTIONS CELLULOSE TAPE SLIDE



1. Cellulose-tape slide preparation.



2. Hold slide against tongue depressor one inch from end and lift long portion of tape from side.



3. Loop tape over end of depressor to expose gummed surface.



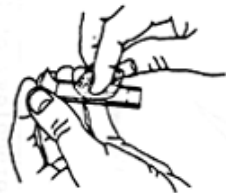
4. Hold tape and slide against tongue depressor.



5. Press gummed surfaces against several areas of perianal region.



6. Replace tape on slide.



7. Smooth tape with cotton ball or gauze.

**NOTE:** Specimens are best obtained a few hours after the person has retired, perhaps at 10 or 11pm, or the first thing in the morning before a bowel movement or bath.