

BE PREPARED NOT SCARED!

EMSC Activity and Coloring Book






Introduction

The EMSC Coloring and Activity book was designed for children ages 3 - 9 years to promote emergency preparedness. To learn more about injury prevention and other Emergency Services for Children (EMSC) activities, please contact the National Resource Center.

EMSC National Resource Center
8737 Colesville Road, Suite 400
Silver Spring, MD 20910
(202) 476-4927

emscinformation@cnmc.org
www.childrensnational.org/emsc

Circle all of the safety signs.



Always obey safety signs! Your life depends on it!

Answers:


Stop, Alto, One Way, Una Via, Yield

How many words can you make out of:

SAFETY


Key Answers:

safe, sat, yet, fat, sat, eat, yes, tea, feast, ate, sat, sea



Baby bear is blue
because his tummy hurts.
Please color him blue
and then help him
find his mommy so
she can take him to the
doctor's office.

Start Here



Unscramble the words below.

leyccib

tmhele

uenrs

soyt

reif

Answers:

bicycle, helmet, nurse, toys, fire

This child uses a wheelchair to help him get around. There is a flag on his chair so the traffic can see him when he is crossing the street.



Color By Number

1=Brown

2=Black

3=Blue

4=Red

5=Gray

Can you be an EMSC detective and unscramble the special message below?

| | | | | | |
|-------|------|------|------|-----|-----|
| A= 26 | F=21 | K=16 | P=11 | U=6 | Z=1 |
| B=25 | G=20 | L=15 | Q=10 | V=5 | |
| C=24 | H=19 | M=14 | R=9 | W=4 | |
| D=23 | I=18 | N=13 | S=8 | X=3 | |
| E=22 | J=17 | O=12 | T=7 | Y=2 | |

24 19 18 15 23 9 22 13
 13 22 22 23
 8 11 22 24 18 26 15
 22 14 22 9 20 22 13 24 2
 24 26 9 22

Answer:

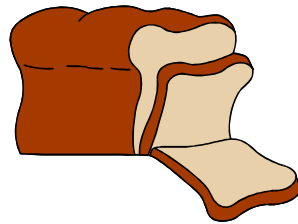


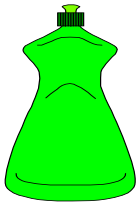
Children need special emergency care!

POISON



Things in your house like plants, cleaning products, and make-up can be poisonous. Medicine including vitamins, should not be taken without adult supervision. Remind grown-ups to keep these things out of the reach of children.

Circle the things that children should not put in their mouths.



Answers:
dish washing liquid, plant, paint

Can you draw the other half of the
EMSC Bear?



Which child should always ride in the back seat of a car in a safety seat or booster seat?



Answer:
All of them

Do you know the emergency
phone numbers for your area?

Fill in the information below and
place them near your phone.



Police _____

Fire _____

Poison Control _____

Draw a line from the activity to the special safety equipment needed.


(There may be more than one answer for each activity)



Helmet



Knee Pads



Protective Mouthpiece



Shoulder Pads

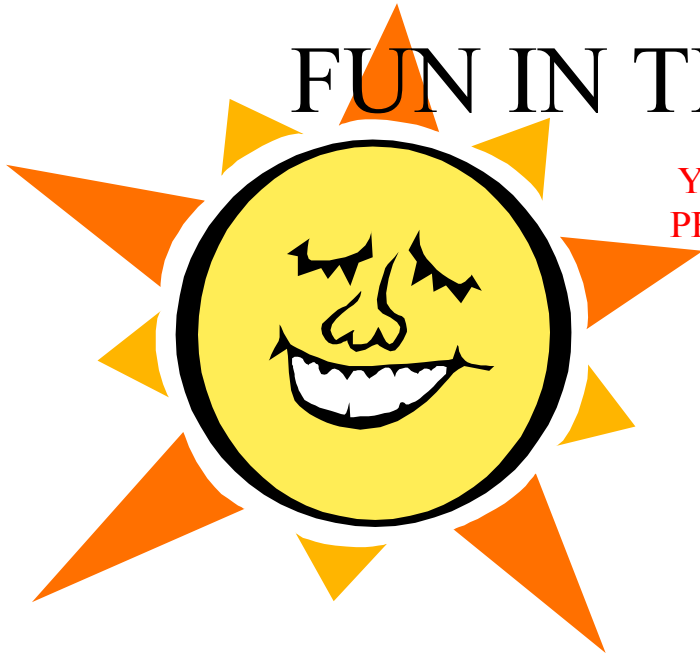
Special Shoes

WORD SEARCH

ABCDEFGHIKHELICOPTERNJCESTOPQ
MDRGGGGRAOGLTINBENURTHDPRH
BOFDCTNITIBOFEDNACPRYUGFWQB I
UCTOCBGAZOXIFBGRAGHRRGLELOPV
LTICIDPMDJMEENDSESAFETYRPRACI
AOEINNEDLEOANVPTYQSCKKTEHFCP
NRRSEVLOPEMQITCBZRLGKEAGETNC
CAMBULANDETFGRCEUYPDOCTOGMP
EPULSDOXMFGKEMTPLERESCUEKOPL
EVENHGIOEAPOEUYTMJHGFVOLDA
FIRETRUCKLADETYLITOCPRHEATIA
ESRUNINJTPIMGDREWIGNDPLTOYS W
TEMPERATUREFIRETSUCHSAFETH TO
OPULSEPLIUSTOPCAREFULLAFGTICP

- | | |
|----------------|---------------|
| 1. TEMPERATURE | 11. HEAT |
| 2. WALK | 12. NURSE |
| 3. SAFETY | 13. CPR |
| 4. DOCTOR | 14. PLAY |
| 5. AMBULANCE | 15. TOYS |
| 6. PULSE | 16. FIRETRUCK |
| 7. EMT | 17. RUN |
| 8. RESCUE | 18. FIRE |
| 9. HELICOPTER | 19. CAREFUL |
| 10. STOP | 20. FALL |

FUN IN THE SUN



YOU SHOULD WEAR SUNSCREEN
PROTECTION *AND* DRINK PLENTY
OF WATER WHEN PLAYING IN
THE HOT SUN!

Is this true or false?

(Circle the right answer below)

True

False

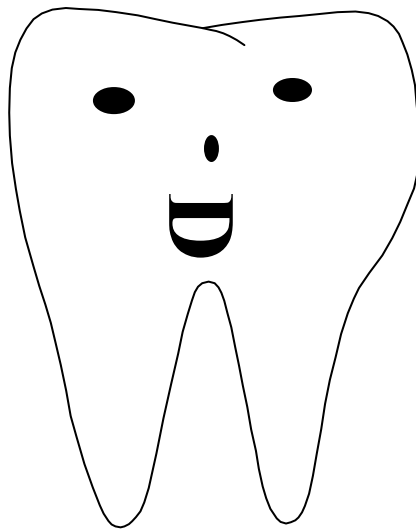


Answer:
True

**It is important to have healthy
teeth.**

**Please remember to brush and
floss them after each meal.**

**Can you draw a tooth brush and
dental floss?**




FILL IN THE BLANKS

1. If your clothes catch on fire you should stop, drop, and _____ .
2. You should always _____ both ways before crossing the street.
3. Children should never _____ with matches.
4. Always wear your _____ while riding in the car.
5. Always wear your _____ when riding a bike.

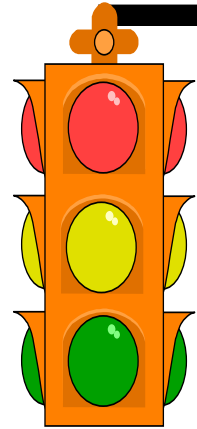
Answers:

1. roll, 2. look, 3. play, 4. seatbelt, 5. helmet

Draw a picture of yourself riding the skateboard. Don't forget your helmet and knee pads.




COLOR THE PICTURE



**Before crossing the street, look both ways
and hold the hand of an adult.**




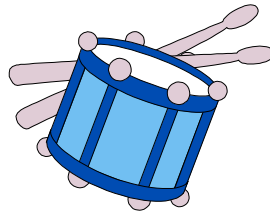
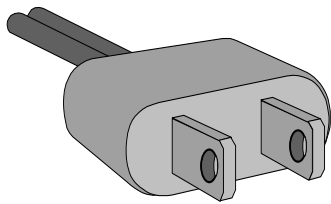
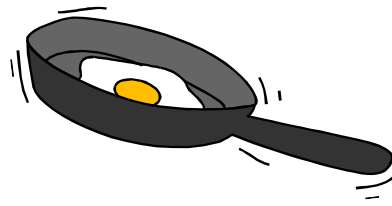
CIRCLE THE AMBULANCE
THAT IS DIFFERENT
FROM THE OTHERS.



Answer:


First ambulance in third row

Circle the things that are safe for children to play with. Cross out the things that are not safe.




GOOD JOB!

EMSC BEAR GIVES YOU
A THUMBS UP!



THE

END



CREATED BY:
Leslie Green, Communication Assistant
Emergency Medical Services for Children
National Resource Center

ACKNOWLEDGENTS:
Jane Ball
Suzanne Sellman
Wayne Neal
Jean Moody-Williams
Jennifer Beery
Isabelle Melese-d' Hospital
Katrina Altenhofen

EDITED:
Suzanne Sellman

COVER DESIGNED BY:
Design Central

