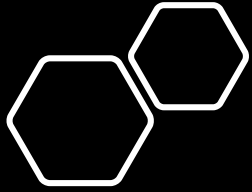


Quarterly September 2021
Summary of Activities for WV BMS' RetroDUR Committee
by the Marshall Coalition





Lock-in Warning Letters

MAY

4

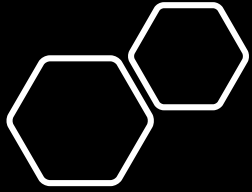
JUNE

8

JULY

11





LOCK-IN LETTERS

MAY

0

JUNE

2

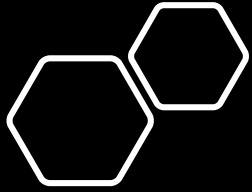
JULY

0



Clinical Intervention Letters May – July 2021

CLINICAL INTERVENTION	MAY 2021	JUNE 2021	JULY 2021	Total Letters Mailed
Rx of opioid and Benzodiazepine	72	75	50	
Dx of GERD w/PPI Therapy >90 days	39	45	44	
Dx of DM w/o ACE or ARB	11	6	8	
Dx of ASCVD w/o Statin	7	12	5	
Dx of CHF w/NSAIDS	24	32	17	
Dx of HFrEF w/Diltiazem or Verapamil	2	0	2	
Dx of CHF w/TZDs	0	5	3	
Dx of HFrEF and DM w/o SGLT2 Inh.	5	5	10	
TOTALS	160	180	139	479



May - July Clinical Intervention Feedback

Clinical Intervention	Useful	Made Changes	No Changes	No longer a patient	Never was a patient	Notice not Useful	Total Faxes Received
Rx of opioid and Benzodiazepine	9	2	14	4	1	4	29
Dx of GERD w/PPI Therapy >60 days	4		5	3	1		13
Dx of DM w/o ACE or ARB					1		1
Dx of ASCVD w/o Statin							
Rx of GLP-1 Agonist and DPP-4 inhibitor							
Dx of CHF w/NSAIDS	2		2				4
Dx of CHF w/Select Drugs							
Dx of H. Pylori w/PPI Therapy >14 days			1				1
Dx of HFrEF w/Diltiazem or Verapamil							
Dx of CHF w/TZDs							
DX of HFREF w/Select Drugs							
Dx of CHF w/ Dronedarone							
TOTALS	15	2	22	7	3	4	48



DUR
HOTLINE
CALLS
RECEIVED

MAY – JULY 2021

Healthcare Professionals	9
Patient Calls	<u>19</u>
TOTAL CALLS	28

Returned Letters Incorrect Provider Addresses

Month Letter Returned	Number of Letters Returned	Number of Letters Mailed	% Returned
MAY 2021	27	160	16.875%
JUNE 2021	14	180	7.77%
JULY 2021	37	139	26.6%
Total Returned	78		

479 letters mailed
16% return rate

