



WVBMS Drug Utilization Board

September 25, 2024

*Angela Womczuk, Doctor of Pharmacy,
BCPS, AAHIVE*

Director, Rational Drug Therapy Program

Service Assistant Professor

WVU School of Pharmacy



RDTP Updates

- New hires! We have two new pharmacists and two technicians on our team!
- Academic Detailing on the ACC Guidelines is ongoing throughout 2024 and beyond.

A **W**est **V**irginia Guide to Evidence-Informed Evaluation, Diagnosis, and Treatment of **A**DHD and **C**omorbid **C**oncerns.

(**WV ACC Guidelines**)

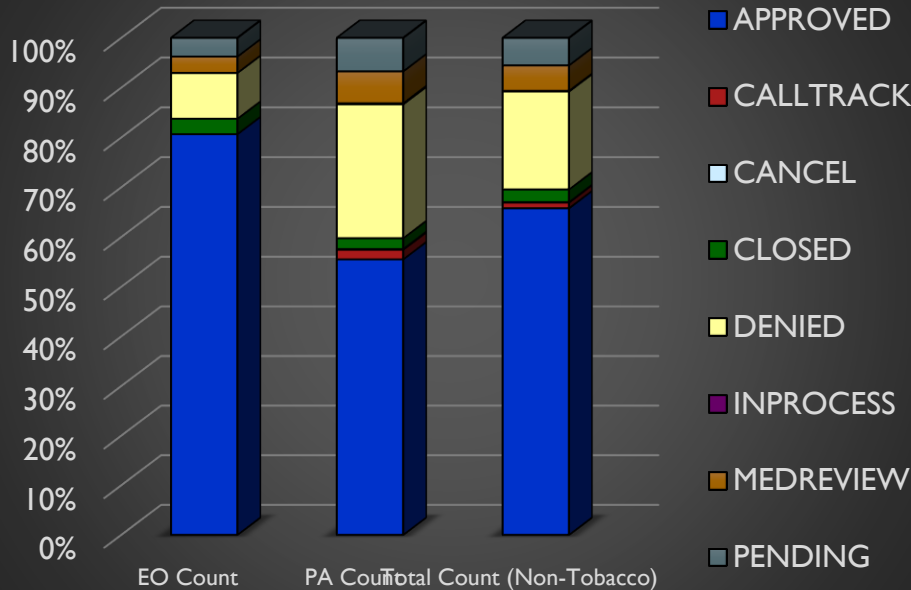
<https://wvadhd.org/>

- Lunch seminar series is offered virtually on a monthly basis on the second Thursday of each month from 12:00pm-1:00pm. Available for CME for physicians nurses, psychologists, and social workers.

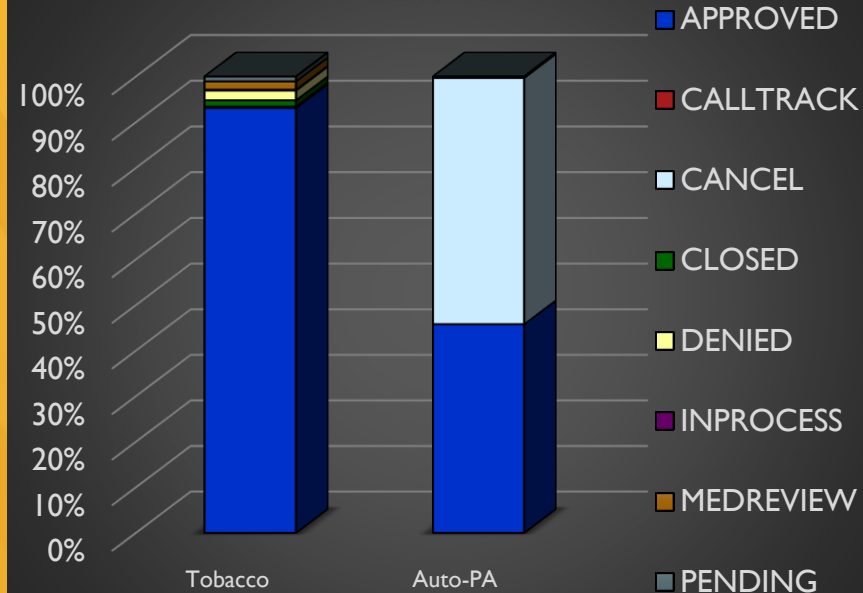
May 2024 Program Summary

	EO Count	% of EO Total	PA Count	% of PA Total	Total Count	% of Total
APPROVED	6,928	82.98%	6,679	56.60%	13,607	67.53%
DENIED	650	7.79%	3,079	26.09%	3,729	18.51%
PENDING	311	3.72%	740	6.27%	1,051	5.22%
Total Program Reviews (including Calltrack, Cancel, Closed, Inprocess, and Medreview status)	8,349	33.10% Of EO/PA total	11,800	46.79% Of EO/PA total	20,149	79.89%
# Member ID# s	6,215	1.34	9,469	1.25	15,684	1.28

Percentages for Non-Tobacco by Status and Type



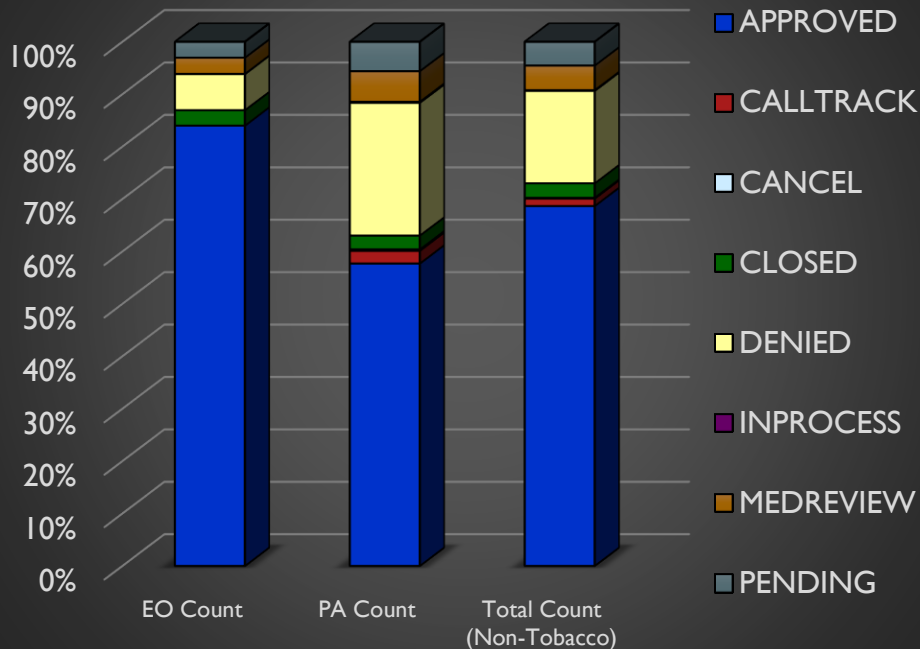
Percentages by Status for Tobacco and Auto-PA



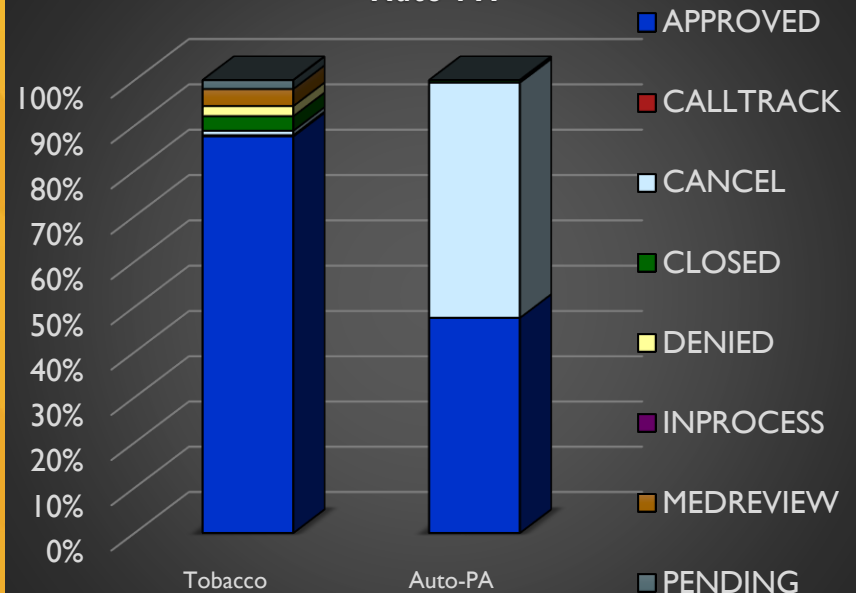
July 2024 Program Summary

	EO Count	% of EO Total	PA Count	% of PA Total	Total Count	% of Total
APPROVED	7,471	83.47%	6,075	56.04%	13,546	68.45%
DENIED	617	6.89%	2,960	27.31%	3,577	18.07%
PENDING	259	2.89%	511	4.71%	770	3.89%
Total Program Reviews (including Calltrack, Cancel, Closed, Inprocess, and Medreview status)	8,951	43.54% Of EO/PA total	10,840	52.73% Of EO/PA total	19,791	96.26%
# Member ID# s	6,547	1.37	8,788	1.23	15,335	1.29

Percentages for Non-Tobacco by Status and Type



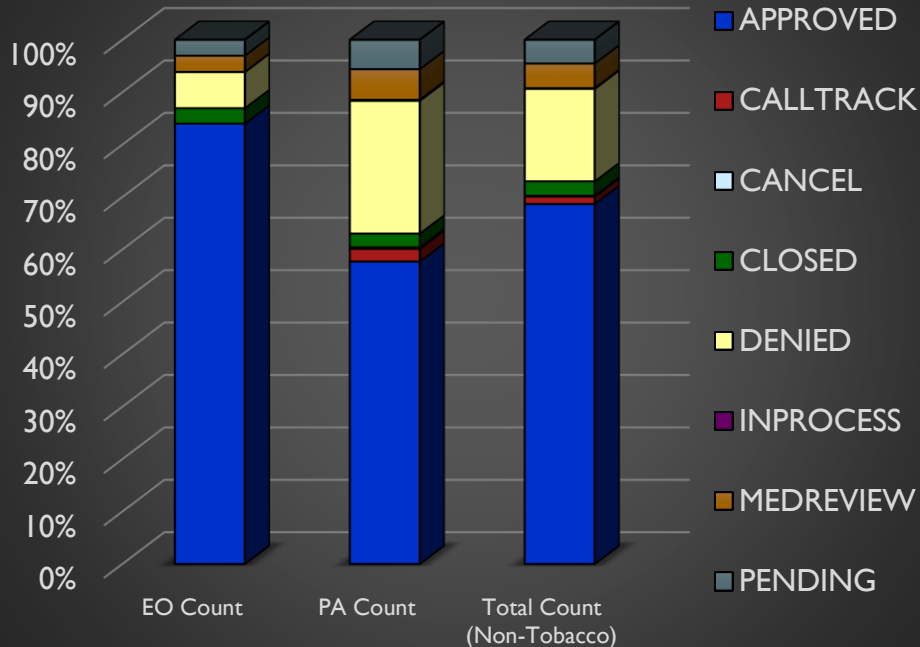
Percentages by Status for Tobacco and Auto-PA



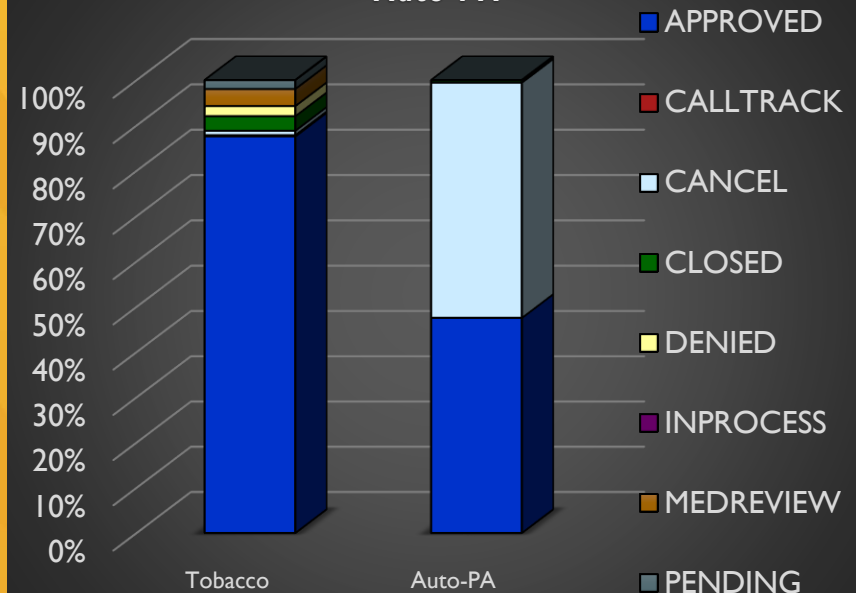
August 2024 Program Summary

	EO Count	% of EO Total	PA Count	% of PA Total	Total Count	% of Total
APPROVED	7,869	82.95%	7,603	54.26%	15,472	65.84%
DENIED	653	6.88%	3,320	23.69%	3,973	16.91%
PENDING	291	3.07%	846	6.04%	1,137	4.84%
Total Program Reviews (including Calltrack, Cancel, Closed, Inprocess, and Medreview status)	9,486	33.79% Of EO/PA total	14,012	49.91% Of EO/PA total	23,498	83.70%
# Member ID# s	6,947	1.37	10,909	1.28	17,856	1.32

Percentages for Non-Tobacco by Status and Type



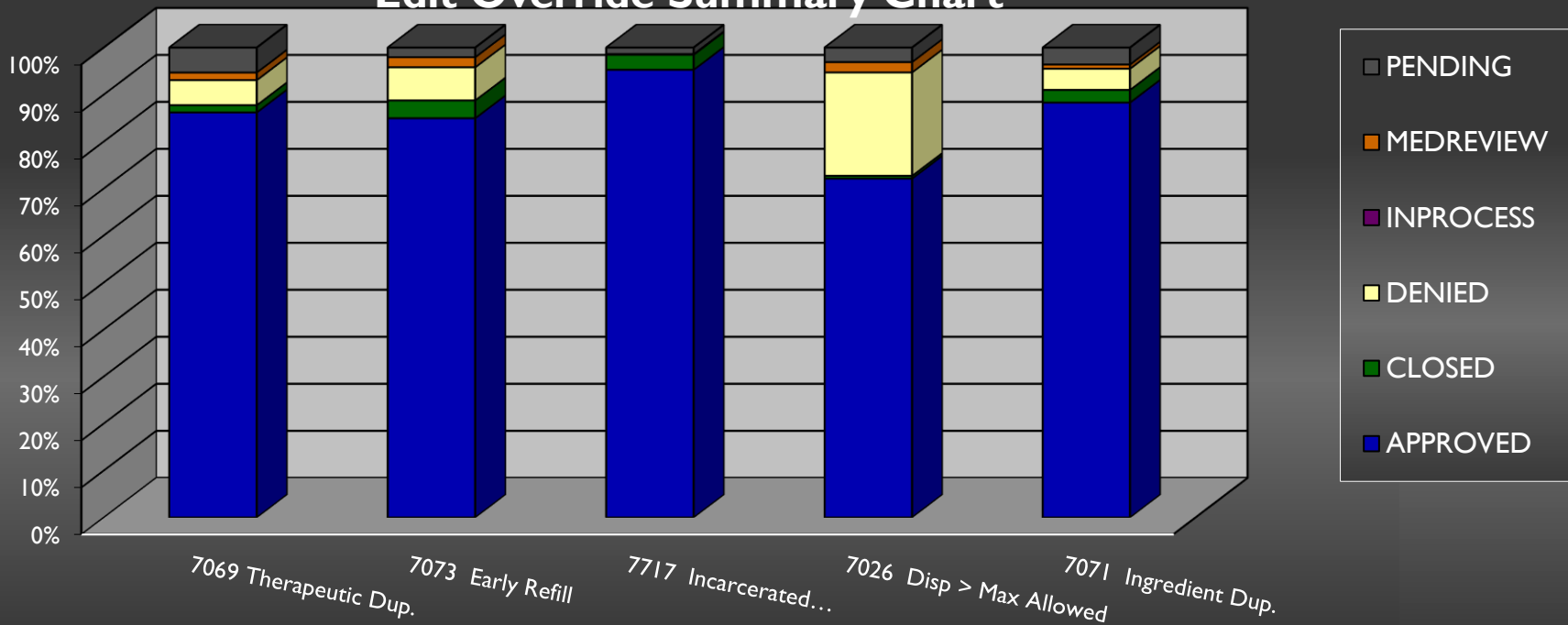
Percentages by Status for Tobacco and Auto-PA



May 2024 Edit Overrides

EO Status	7069 Ther.Dup	7073 Early Refill	7717 Incarcerated Member Edit	7026 Disp>Exceeds Max	7071 Ingredient Dup.
APPROVED	86.19%	84.95%	95.28%	72.10%	88.29%
DENIED	5.34%	7.05%	0.14%	22.03%	4.50%
PENDING	5.31%	2.05%	1.39%	3.08%	3.60%
Total EO's (including, Closed, Inprocess, and Medreview status)	3,448	2,000	720	681	333
% of TOTAL EO COUNT	38.22%	22.17%	7.98%	7.55%	3.69%

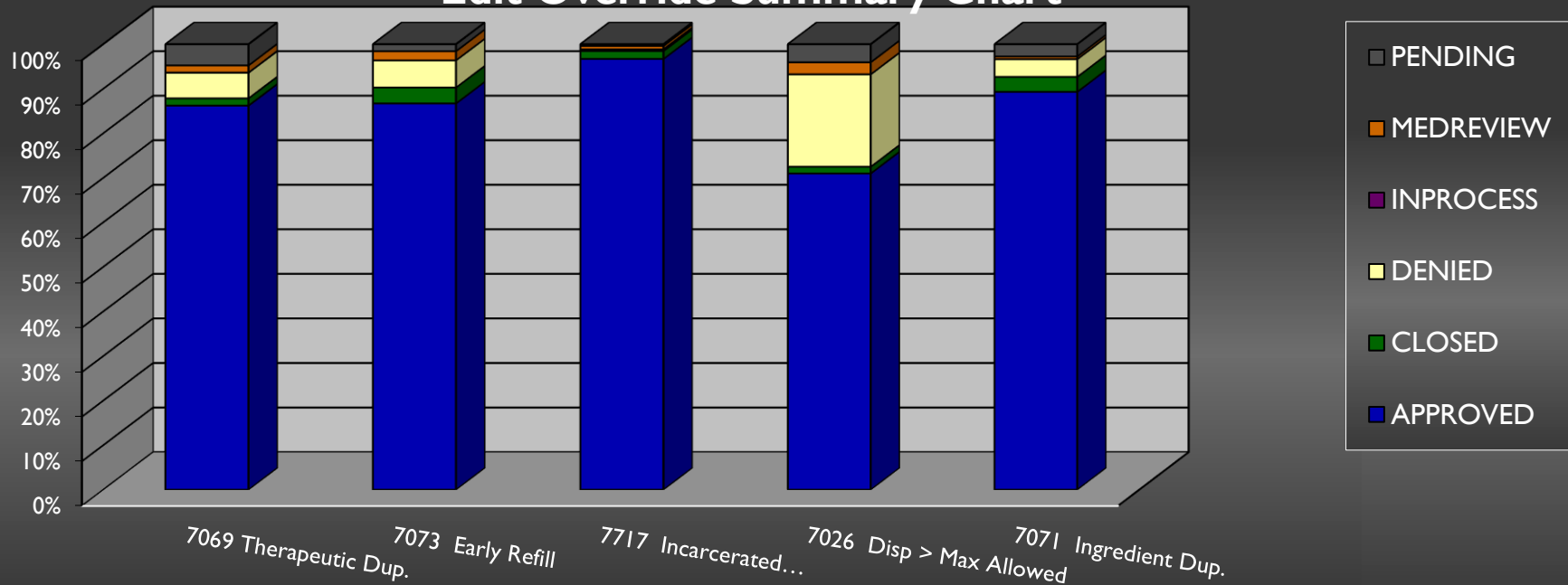
Edit Override Summary Chart



June 2024 Edit Overrides

EO Status	7069 Ther.Dup	7073 Early Refill	7717 Incarcerated Member Edit	7026 Disp>Exceeds Max	7071 Ingredient Dup.
APPROVED	86.21%	86.69%	96.70%	70.98%	89.30%
DENIED	5.75%	6.10%	0.38%	20.75%	3.98%
PENDING	4.76%	1.56%	0.38%	4.06%	2.75%
Total EO's (including, Closed, Inprocess, and Medreview status)	3,045	1,984	787	665	327
% of TOTAL EO COUNT	35.48%	23.12%	9.17%	7.75%	3.81%

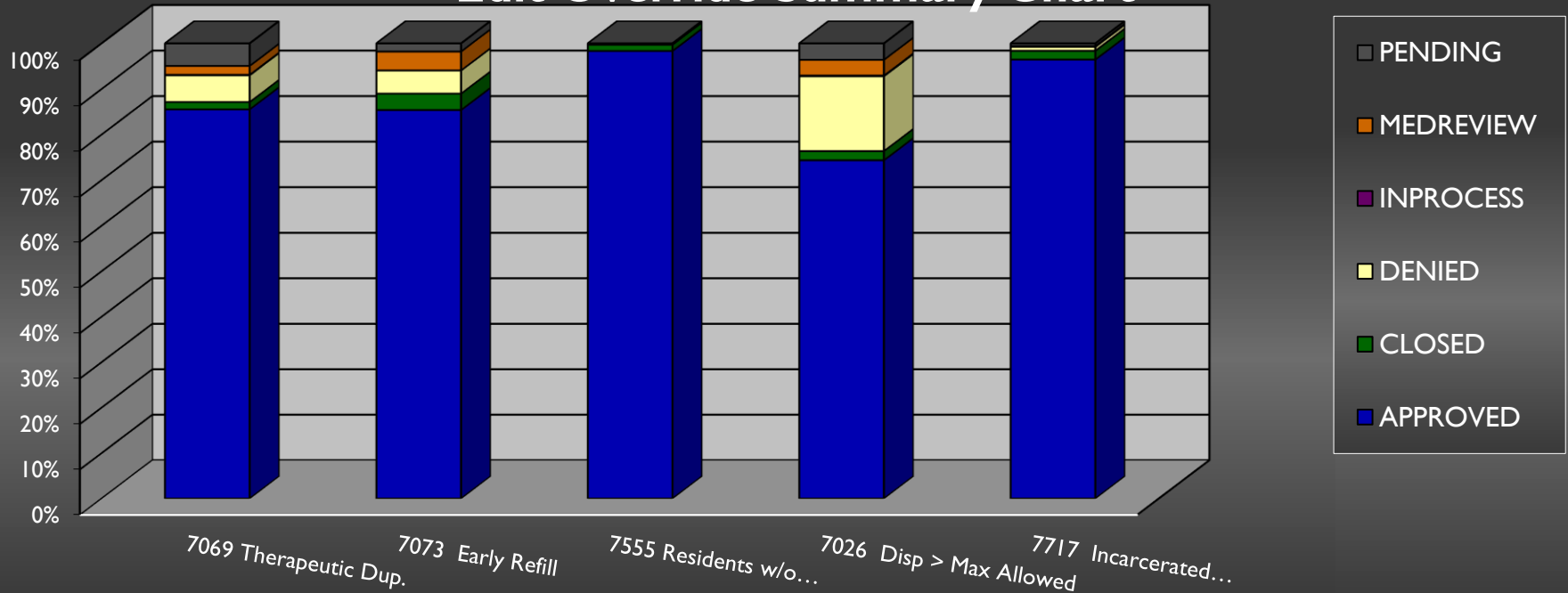
Edit Override Summary Chart



July 2024 Edit Overrides

EO Status	7069 Ther.Dup	7073 Early Refill	7555 Residents w/o permit will deny 7/24	7026 Disp>Exceeds Max	7717 Incarcerated Member Edit
APPROVED	85.52%	85.38%	98.34%	74.35%	96.45%
DENIED	5.89%	5.08%	0.14%	16.43%	0.89%
PENDING	4.94%	1.78%	0.00%	3.60%	0.59%
Total EO's (including, Closed, Inprocess, and Medreview status)	3,177	1,970	724	694	676
% of TOTAL EO COUNT	32.91%	20.41%	7.50%	7.19%	7.00%

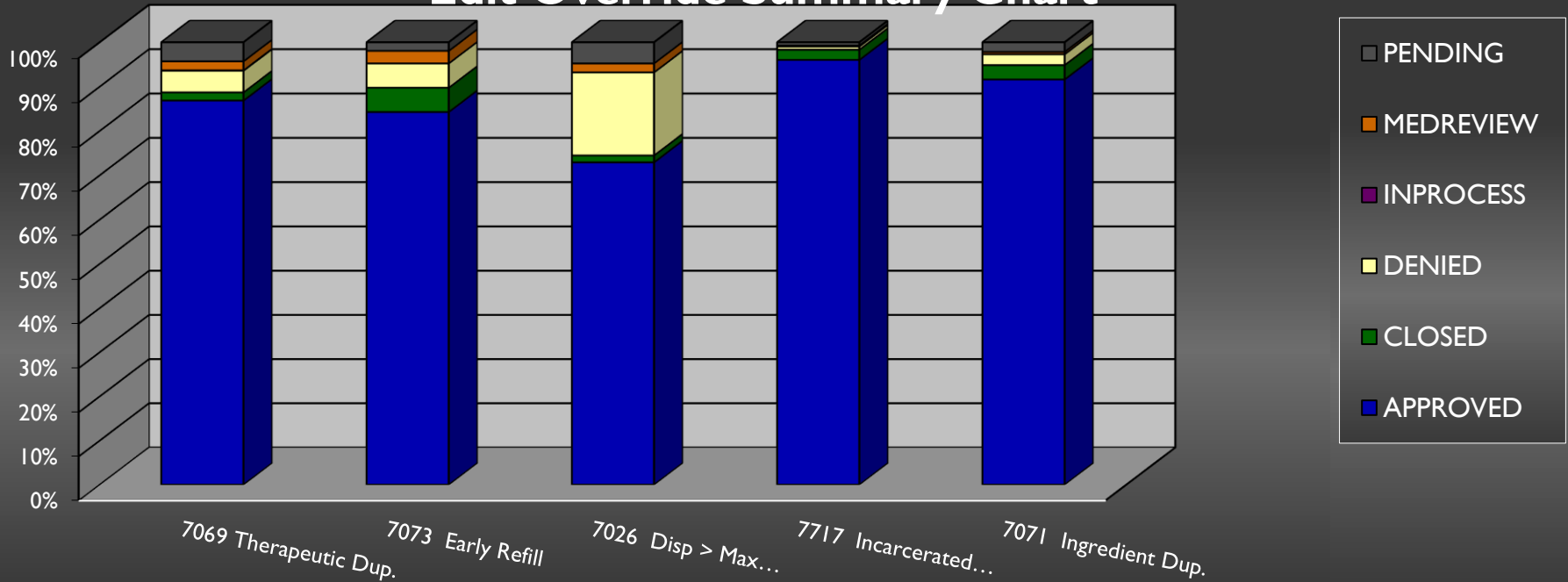
Edit Override Summary Chart



August 2024 Edit Overrides

EO Status	7069 Ther.Dup	7073 Early Refill	7026 Disp>Exceeds Max	7717 Incarcerated Member Edit	7071 Ingredient Dup.
APPROVED	86.85%	84.26%	72.91%	96.02%	91.60%
DENIED	4.88%	5.48%	18.74%	0.72%	2.44%
PENDING	4.30%	1.94%	4.77%	0.72%	2.17%
Total EO's (including, Closed, Inprocess, and Medreview status)	3,626	2,116	838	829	369
% of TOTAL EO COUNT	35.11%	20.49%	8.11%	8.03%	3.57%

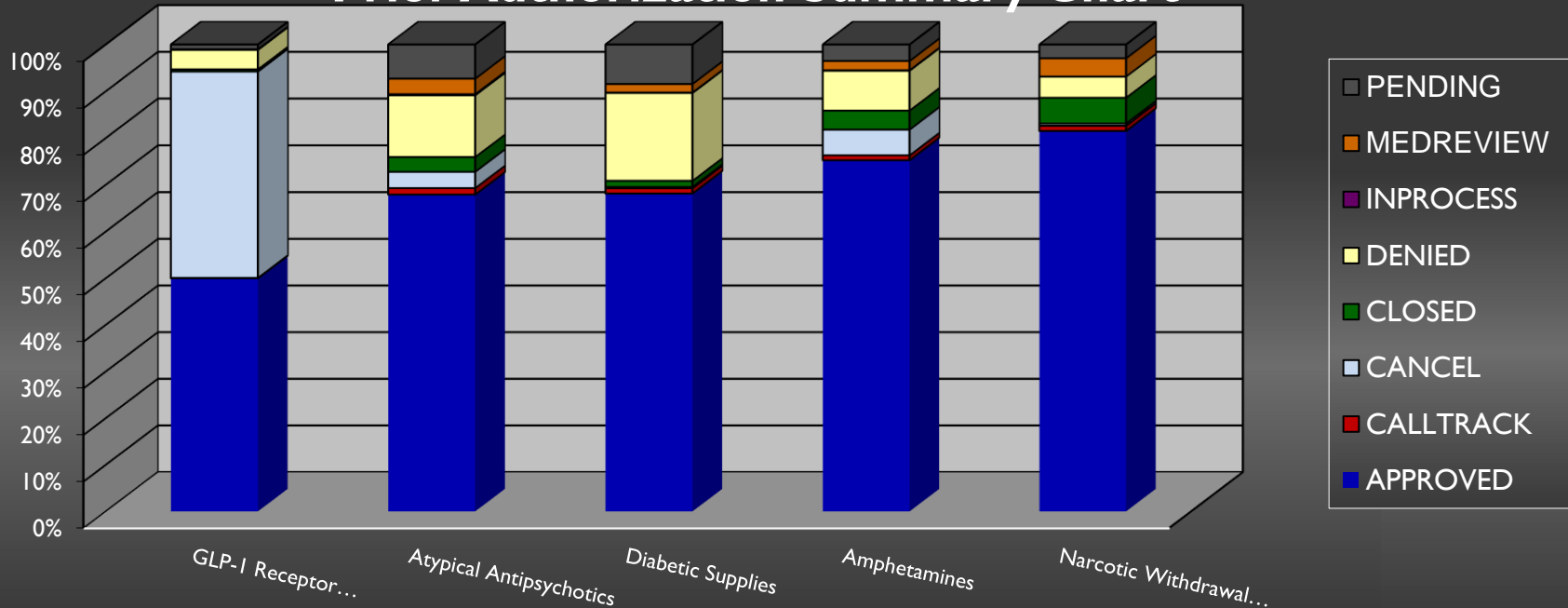
Edit Override Summary Chart



May 2024 PA Stats

PA Status	GLP-1 Receptor Agonists	Atypical Antipsychotics	Diabetic Supplies	Amphetamines	Narcotic Withdrawal Therapy Agents
APPROVED	50.00%	67.91%	68.13%	75.26%	81.52%
DENIED	4.16%	13.21%	18.79%	8.53%	4.53%
PENDING	1.01%	7.29%	8.43%	3.51%	2.94%
Totals (including, Calltrack, Cancel, Closed, Inprocess, and Medreview status)	3,674	1,234	1,139	1,055	817
Top Medication	Ozempic	Vraylar	Dexcom	Adderall IR	Sublocade

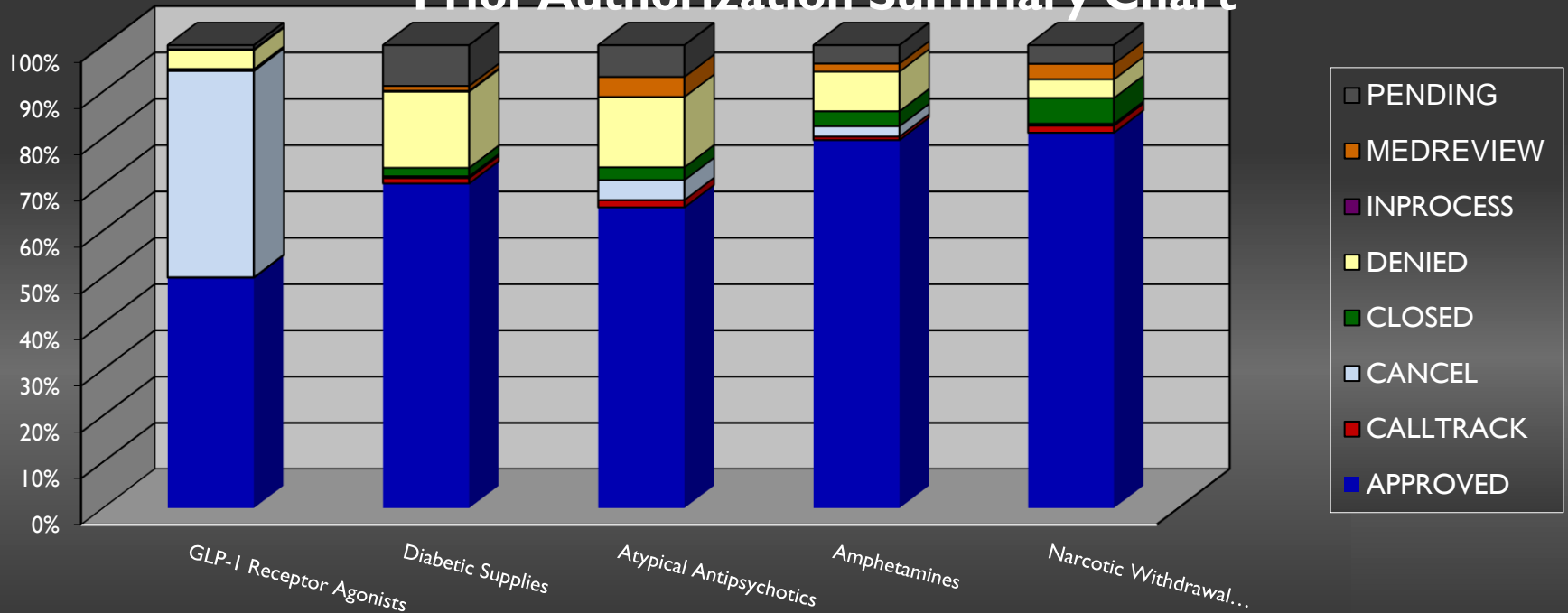
Prior Authorization Summary Chart



June 2024 PA Stats

PA Status	GLP-1 Receptor Agonists	Diabetic Supplies	Atypical Antipsychotics	Amphetamines	Narcotic Withdrawal Therapy Agents
APPROVED	49.82%	70.14%	65.00%	79.53%	81.08%
DENIED	4.07%	16.43%	15.20%	8.56%	4.03%
PENDING	0.89%	8.79%	6.86%	3.97%	4.03%
Totals (including, Calltrack, Cancel, Closed, Inprocess, and Medreview status)	3,049	1,035	1,020	806	719
Top Medication	Ozempic	Dexcom	Vraylar	Adderall XR	Sublocade

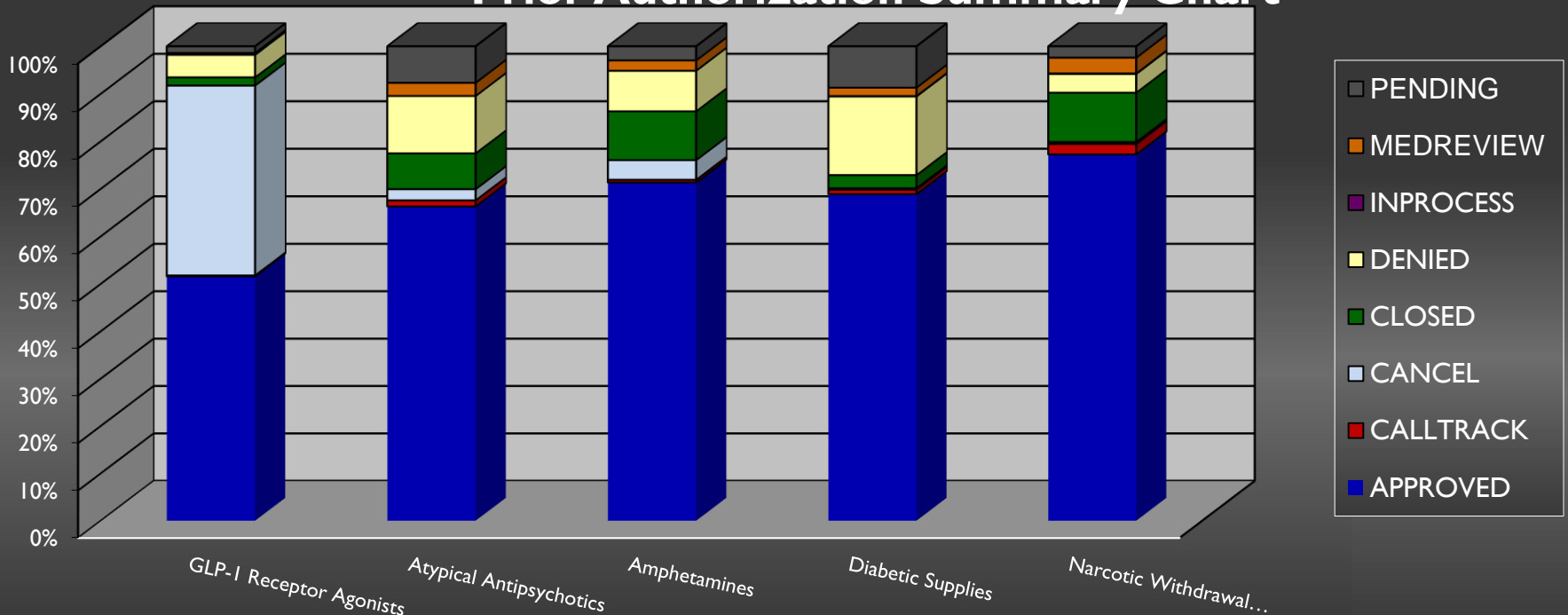
Prior Authorization Summary Chart



August 2024 PA Stats

PA Status	GLP-1 Receptor Agonists	Atypical Antipsychotics	Amphetamines	Diabetes Supplies	Narcotic Withdrawal Therapy
APPROVED	51.60%	66.31%	71.35%	68.90%	77.26%
DENIED	4.76%	12.08%	8.54%	16.55%	3.95%
PENDING	1.41%	7.68%	2.97%	8.70%	2.39%
Totals <small>(including, Calltrack, Cancel, Closed, Inprocess, and Medreview status)</small>	3,196	1,407	1,382	1,299	963
Top Medication	Ozempic	Vraylar	Adderall XR	Dexcom	Sublocade

Prior Authorization Summary Chart



Phone Call Request Turnaround

May 2024

	Calls Presented	Avg Speed of Answer	Avg Ring Duration	Avg Handle Time
Medicaid PA Line	8,314	0:23 sec	0:06	2:26 min
Gainwell DUR Line	8,569	0:53 sec	0:05	2:07 min

June 2024

	Calls Presented	Avg Speed of Answer	Avg Ring Duration	Avg Handle Time
Medicaid PA Line	7,599	0:31 sec	0:06	2:32 min
Gainwell DUR Line	7,849	0:47 min	0:05	2:21 min

July 2024

	Calls Presented	Avg Speed of Answer	Avg Ring Duration	Avg Handle Time
Medicaid PA Line	8,306	0:31 sec	0:06	2:17 min
Gainwell DUR Line	9,675	1:08 min	0:05	2:21 min

August 2024

	Calls Presented	Avg Speed of Answer	Avg Ring Duration	Avg Handle Time
Medicaid PA Line	8,685	0:21 sec	0:05	2:36 min
Gainwell DUR Line	8,432	0:47 sec	0:05	2:21 min

Number of Contacts

	May 2024	June 2024	July 2024	August 2024
Less Than or Equal to 3 Notes Per Created EO-PA	97.33%	97.56%	97.46%	96.49%

Thank you

Any Questions?

