





WEST VIRGINIA DEPARTMENT OF  
**HUMAN  
SERVICES**



# WVBMS Drug Utilization Board

## November 13, 2024

*Angela Womczuk, Doctor of Pharmacy,  
BCPS, AAHIVE*

*Director, Rational Drug Therapy Program*

*Service Assistant Professor*

*WVU School of Pharmacy*



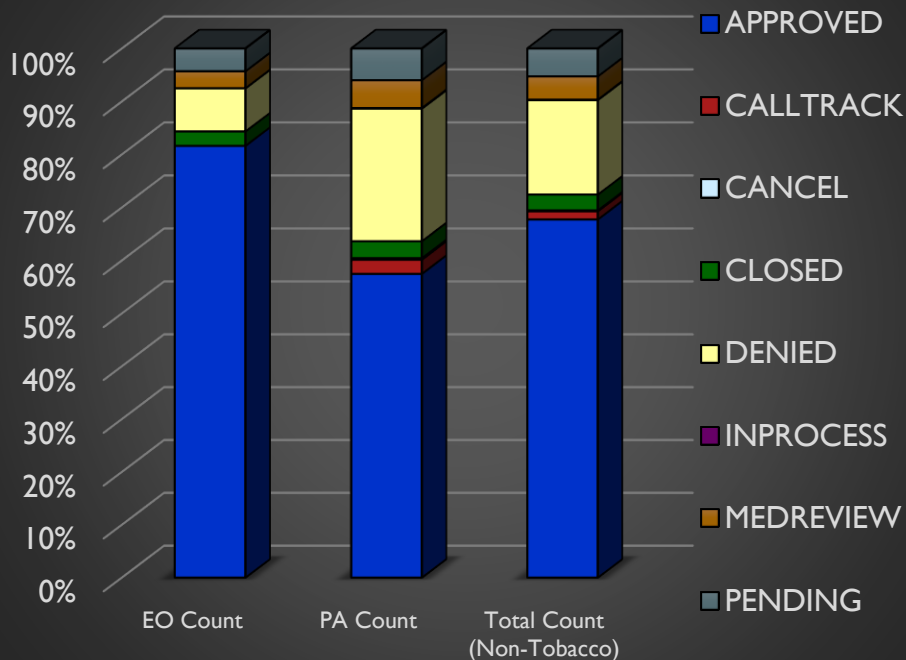
# RDTP Updates

- Come join our team! We are hiring one clinical pharmacist

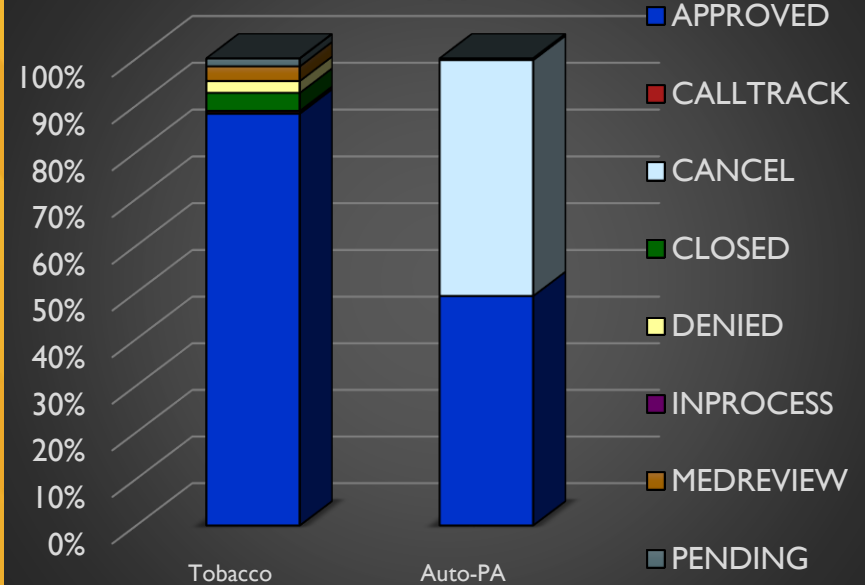
# September 2024 Program Summary

	EO Count	% of EO Total	PA Count	% of PA Total	Total Count	% of Total
<b>APPROVED</b>	6,821	81.47%	6,268	55.00%	13,089	66.21%
<b>DENIED</b>	683	8.16%	2,928	25.69%	3,611	18.27%
<b>PENDING</b>	269	3.21%	741	6.50%	1,010	5.11%
<b>Total Program Reviews</b> <small>(including Calltrack, Cancel, Closed, Inprocess, and Medreview status)</small>	8,372	36.09% Of EO/PA total	11,396	49.13% Of EO/PA total	19,768	85.22%
<b># Member ID# s</b>	6,185	1.35	9,193	1.24	15,378	1.29

Percentages for Non-Tobacco by Status and Type



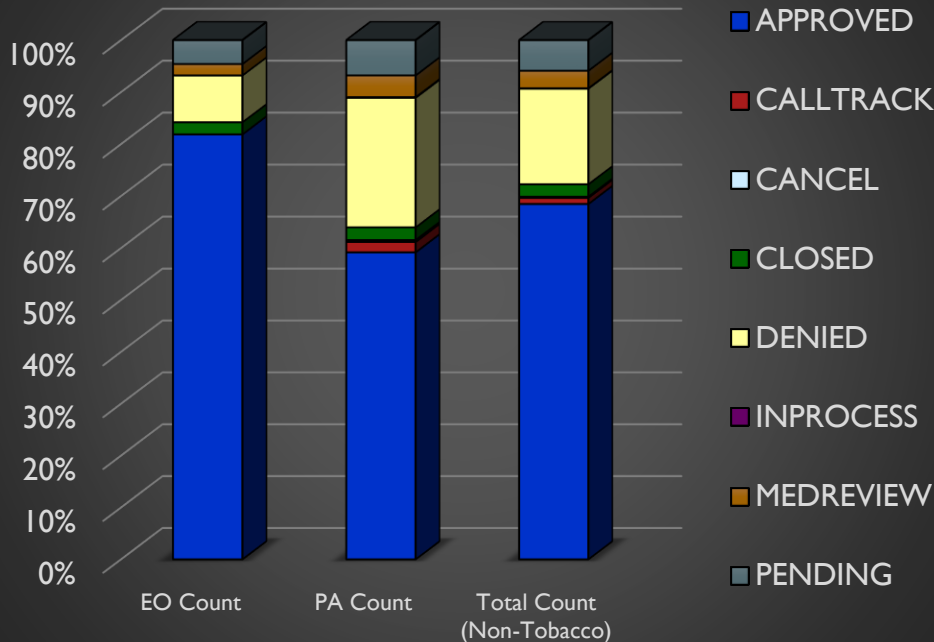
Percentages by Status for Tobacco and Auto-PA



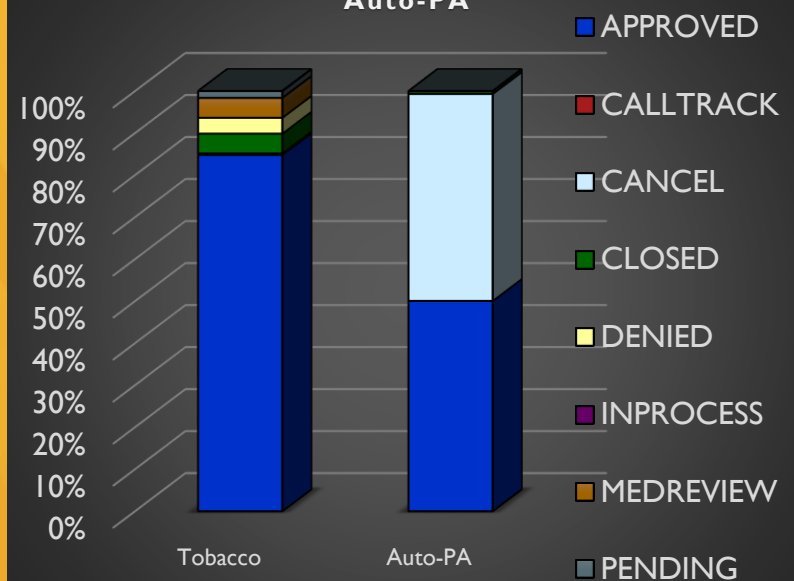
# October 2024 Program Summary

	EO Count	% of EO Total	PA Count	% of PA Total	Total Count	% of Total
<b>APPROVED</b>	7,413	79.99%	7,658	56.34%	15,071	65.93%
<b>DENIED</b>	838	9.04%	3,513	25.85%	4,351	19.03%
<b>PENDING</b>	359	3.87%	837	6.16%	1,196	5.23%
<b>Total Program Reviews</b> <small>(including Calltrack, Cancel, Closed, Inprocess, and Medreview status)</small>	9,267	33.88% Of EO/PA total	13,592	49.69% Of EO/PA total	22,859	83.58%
<b># Member ID# s</b>	6,916	1.34	10,821	1.26	17,737	1.29

Percentages for Non-Tobacco by Status and Type



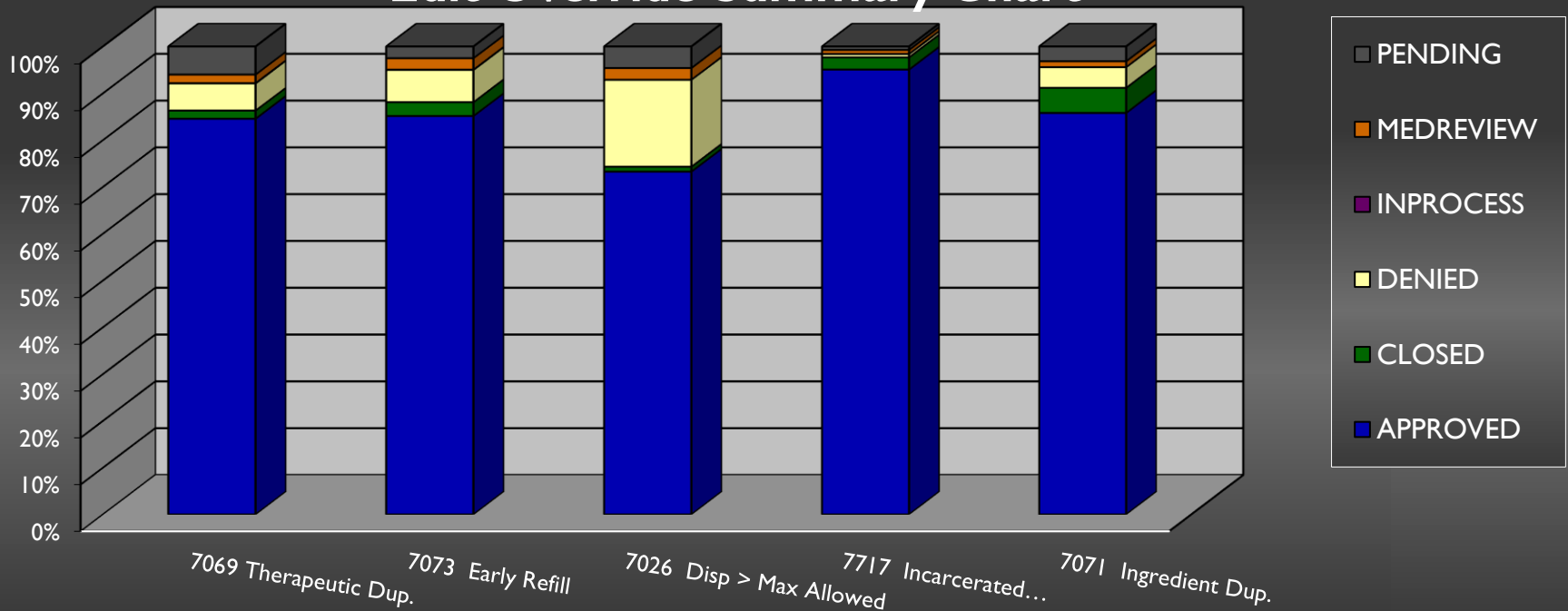
Percentages by Status for Tobacco and Auto-PA



# September 2024 Edit Overrides

EO Status	7069 Ther.Dup	7073 Early Refill	7026 Disp>Exceeds Max	7717 Incarcerated Member Edit	7071 Ingredient Dup.
<b>APPROVED</b>	84.70%	85.24%	72.24%	95.45%	85.90%
<b>DENIED</b>	6.12%	5.13%	17.11%	0.88%	3.39%
<b>PENDING</b>	4.94%	1.79%	4.34%	1.03%	3.66%
<b>Total EO's</b> (including, Closed, Inprocess, and Medreview status)	3,282	1,951	760	681	383
<b>% of TOTAL EO COUNT</b>	35.85%	21.31%	8.30%	7.44%	4.18%

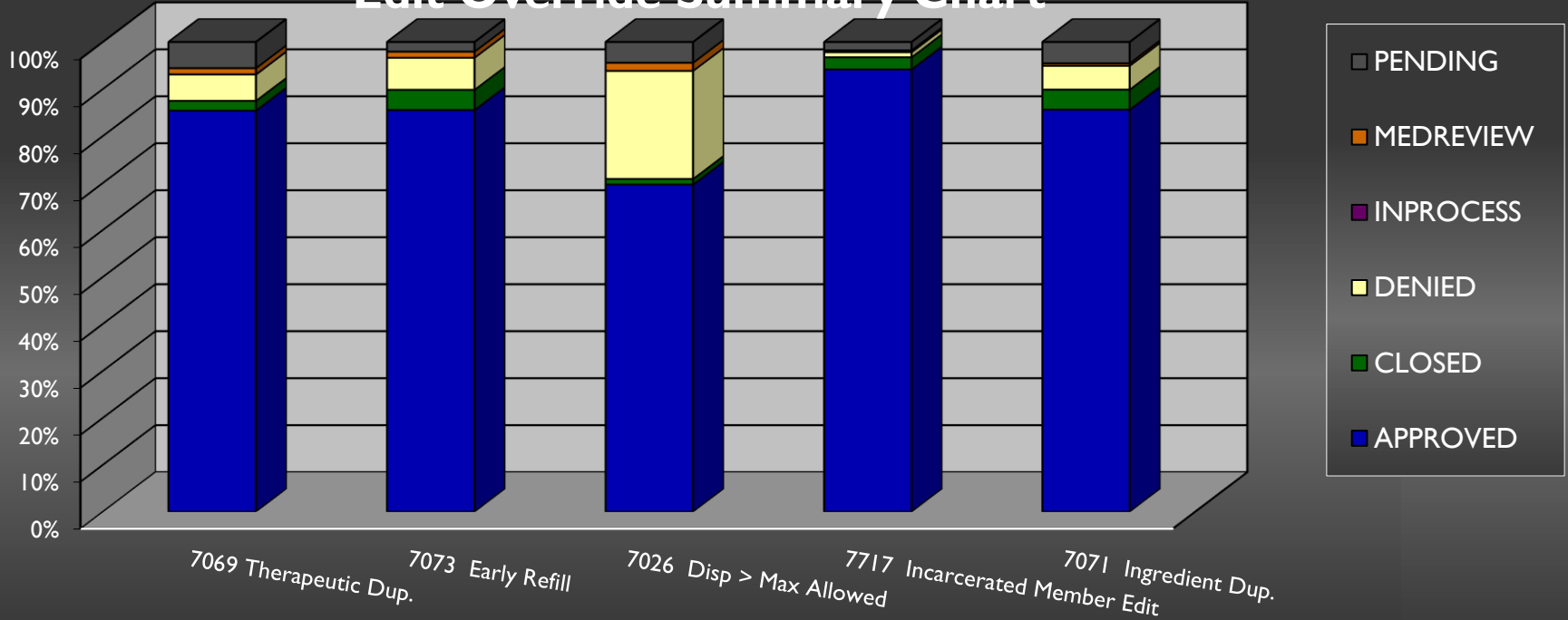
## Edit Override Summary Chart



# October 2024 Edit Overrides

EO Status	7069 Ther.Dup	7073 Early Refill	7026 Disp>Exceeds Max	7717 Incarcerated Member Edit	7071 Ingredient Dup.
<b>APPROVED</b>	83.95%	86.29%	72.72%	95.63%	85.39%
<b>DENIED</b>	5.99%	5.02%	17.15%	0.31%	4.78%
<b>PENDING</b>	5.50%	2.10%	4.57%	1.25%	5.34%
<b>Total EO's</b> (including, Closed, Inprocess, and Medreview status)	3,670	2,050	898	641	356
<b>% of TOTAL EO COUNT</b>	36.43%	20.35%	8.91%	6.36%	3.53%

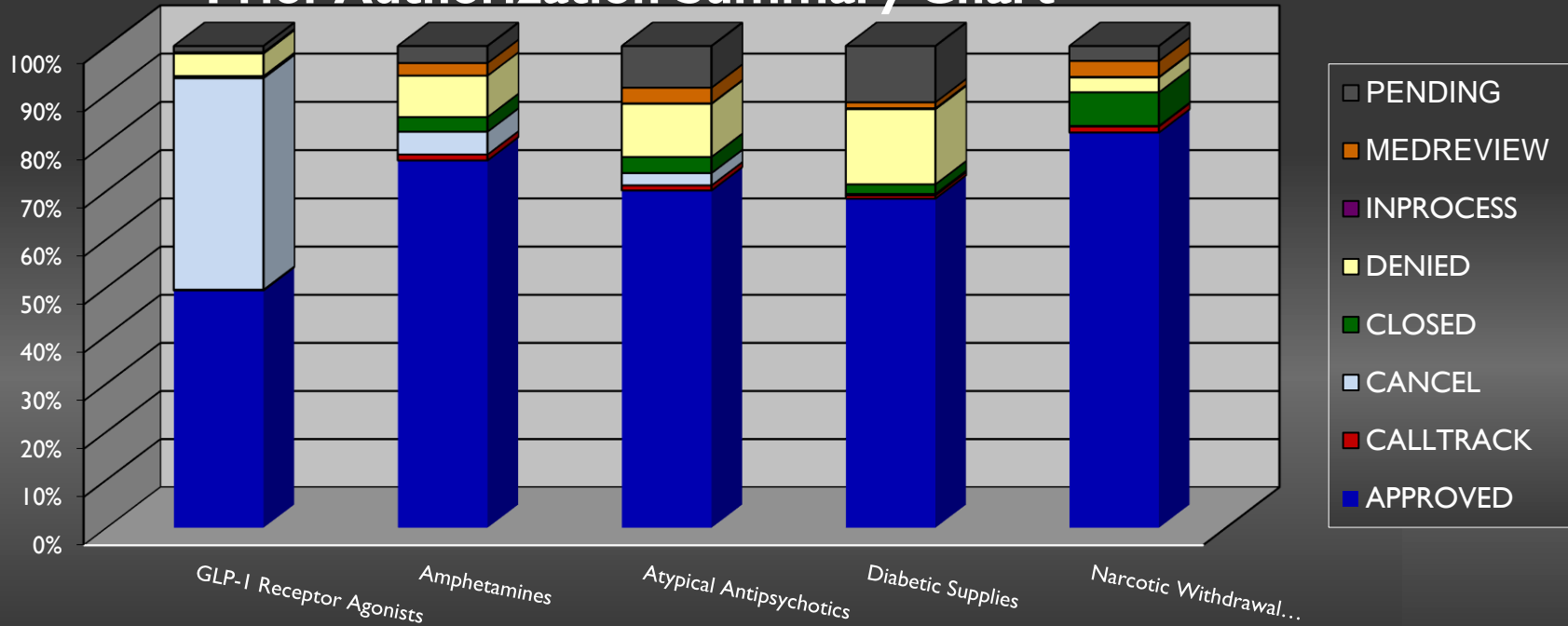
## Edit Override Summary Chart



# September 2024 PA Stats

PA Status	GLP-1 Receptor Agonists	Amphetamines	Atypical Antipsychotics	Diabetic Supplies	Narcotic Withdrawal Therapy
<b>APPROVED</b>	49.35%	76.29%	70.07%	68.39%	82.08%
<b>DENIED</b>	4.66%	8.59%	11.00%	15.57%	3.08%
<b>PENDING</b>	1.30%	3.52%	8.63%	11.65%	3.08%
<b>Totals</b> <small>(including, Calltrack, Cancel, Closed, Inprocess, and Medreview status)</small>	2,701	1,223	1,136	1,047	876
<b>Top Medication</b>	Ozempic	Adderall IR	Vraylar	Dexcom	Sublocade

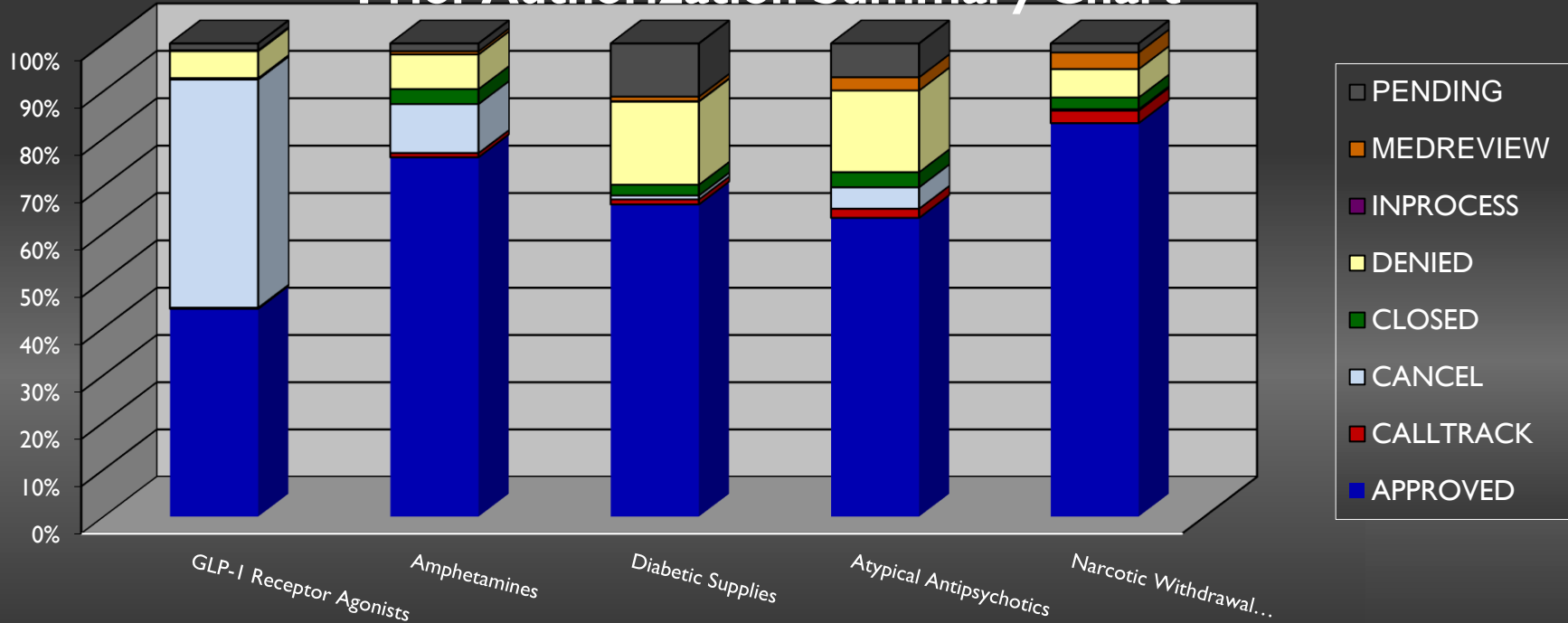
## Prior Authorization Summary Chart



# October 2024 PA Stats

PA Status	GLP-1 Receptor Agonists	Amphetamines	Atypical Antipsychotics	Diabetic Supplies	Narcotic Withdrawal Therapy
<b>APPROVED</b>	51.73%	77.05%	68.50%	71.93%	80.10%
<b>DENIED</b>	4.88%	7.22%	13.04%	14.52%	4.85%
<b>PENDING</b>	1.36%	2.88%	8.13%	8.67%	3.50%
<b>Totals</b> (including, Calltrack, Cancel, Closed, Inprocess, and Medreview status)	3,014	1,634	1,403	1,350	1,030
<b>Top Medication</b>	Ozempic	Adderall IR	Vraylar	Dexcom	Sublocade

## Prior Authorization Summary Chart





# Phone Call Request Turnaround

## September 2024

	Calls Presented	Avg Speed of Answer	Avg Ring Duration	Avg Handle Time
<b>Medicaid PA Line</b>	7,869	0:16 sec	0:05	2:34 min
<b>Gainwell DUR Line</b>	7,724	0:29 sec	0:04	2:16 min

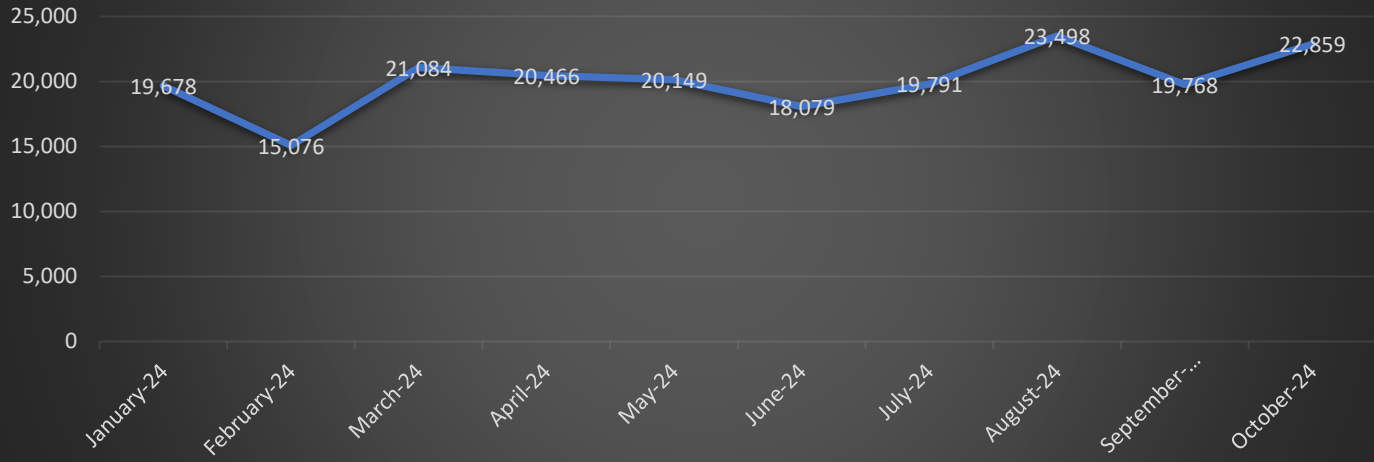
## October 2024

	Calls Presented	Avg Speed of Answer	Avg Ring Duration	Avg Handle Time
<b>Medicaid PA Line</b>	9,502	0:23 sec	0:06	2:28 min
<b>Gainwell DUR Line</b>	8,473	0:29 sec	0:05	2:12 min

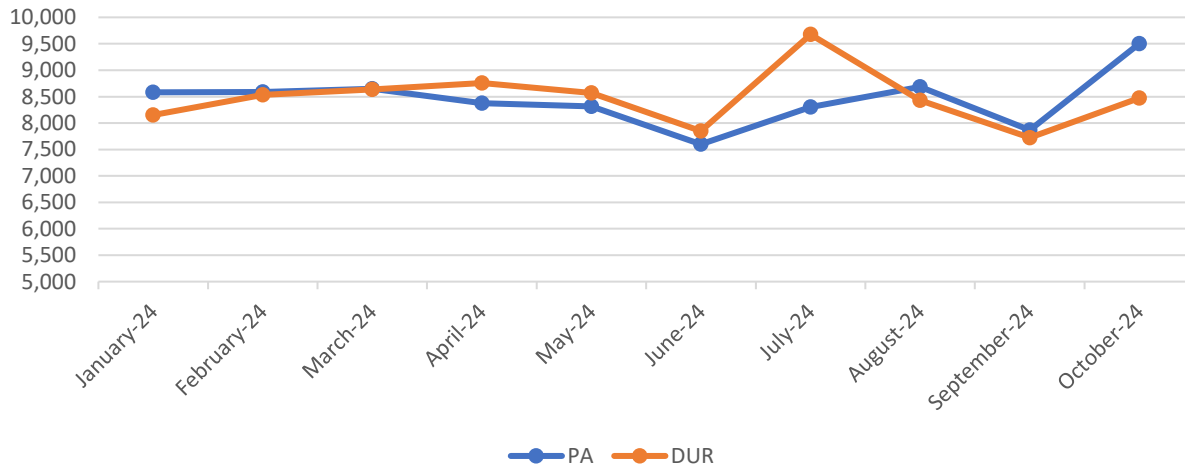
# Number of Contacts

	<b>September 2024</b>	<b>October 2024</b>
<b>Less Than or Equal to 3 Notes Per Created EO-PA</b>	96.61%	96.68%

## RDTP Manually Entered EO + PA's Medicaid 2024



## Calls Presented 2024



Thank you

Any Questions?

