

West Virginia Pharmacy Services



Drug Utilization Review

3rd Quarter 2024

Prepared by : gainwell



WVDRGS044

DUR Quarterly Overall Summary Report

Report Period from 07/01/2024 thru 09/30/2024

Categories	3rd Qtr 2024	3rd Qtr 2023	% Change
Total Paid Amount	\$245,631,992.50	\$249,201,616.78	-1.43
Eligible Members	467,876	560,952	-16.59
Utilizing Eligibles	235,981	262,225	-10.01
Total # Prescriptions	1,999,642	2,158,690	-7.37
Cost per Utilizing Member	\$1,040.90	\$950.34	9.53
Average # Prescriptions per Utilizer	8	8	0.00
Average Cost per Prescription	\$122.84	\$115.44	6.41
# Generic Prescriptions	1,732,118	1,840,769	-5.90
% Generic Prescriptions	86	85	1.18
Total Cost - Generics	\$36,450,779.35	\$37,901,799.48	-3.83
Average Generic Prescription Cost	\$21.04	\$20.59	2.20
Average Days Supply - Generics	32	32	0.00
# Brand Prescriptions	267,524	317,921	-15.85
% Brand Prescriptions	13.00	14.00	-7.14
Total Cost - Brand	\$209,181,213.15	\$211,299,817.30	-1.00
Average Brand Prescription Cost	\$781.92	\$664.63	17.65
Average Days Supply - Brand	25	25	0.00
Rebates Collected	\$163,262,260.37	\$128,126,831.17	27.42



Top 25 Therapeutic Classes By Prescription Count

Report Period from 07/01/2024 thru 09/30/2024

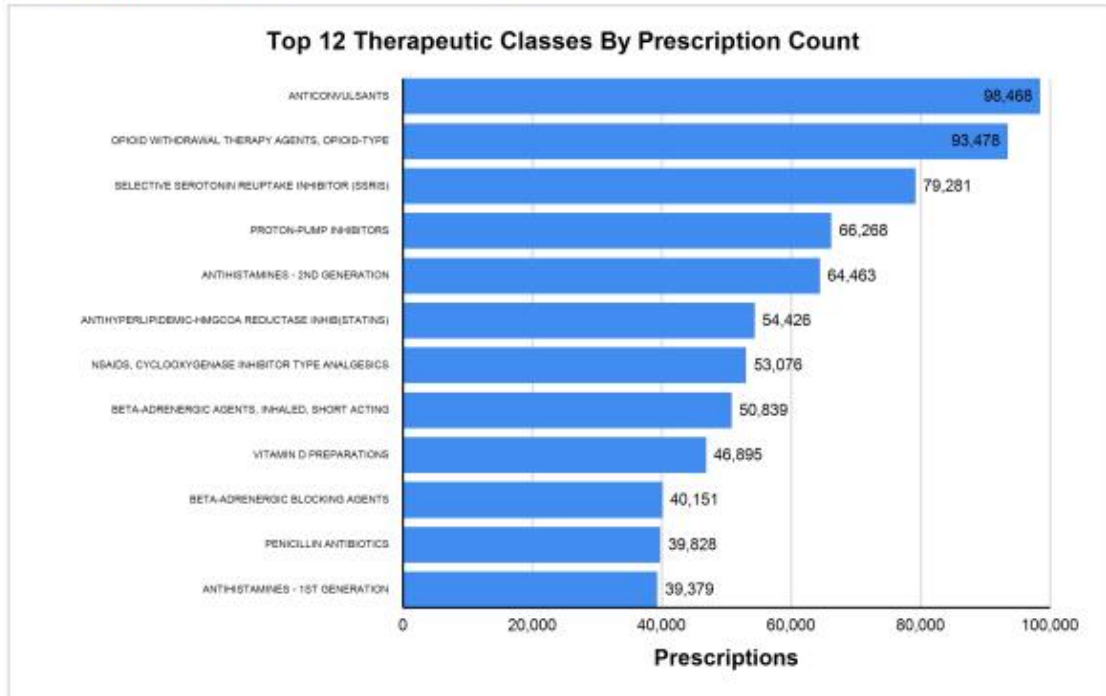
Reporting Months (3rd Quarter) 07/01/2024 - 09/30/2024

Rank	Therapeutic Class	Therapeutic Class Code	Prescription Count	% of Total Prescription Count	Amount Paid
1	ANTICONSULSANTS	H4B	98,468	4.90	\$4,404,381.58
2	OPIOID WITHDRAWAL THERAPY AGENTS, OPIOID-TYPE	H3W	93,478	4.60	\$20,919,123.99
3	SELECTIVE SEROTONIN REUPTAKE INHIBITOR (SSRIS)	H2S	79,281	3.90	\$918,547.53
4	PROTON-PUMP INHIBITORS	D4J	66,268	3.30	\$1,056,941.63
5	ANTIHISTAMINES - 2ND GENERATION	Z2Q	64,463	3.20	\$819,027.54
6	ANTHYPERLIPIDEMIC-HMGCOA REDUCTASE INHIB (STATINS)	M4D	54,426	2.70	\$652,024.35
7	NSAIDS, CYCLOOXYGENASE INHIBITOR TYPE ANALGESICS	S2B	53,076	2.60	\$700,491.91
8	BETA-ADRENERGIC AGENTS, INHALED, SHORT ACTING	B6W	50,839	2.50	\$2,159,744.66
9	VITAMIN D PREPARATIONS	C6D	46,895	2.30	\$453,064.97
10	BETA-ADRENERGIC BLOCKING AGENTS	J7C	40,151	2.00	\$624,342.55
11	PENICILLIN ANTIBIOTICS	W1A	39,828	2.00	\$545,084.96
12	ANTIHISTAMINES - 1ST GENERATION	Z2P	39,379	1.90	\$518,412.37
13	ANTIPTYCHOTIC,ATYPICAL,DOPAMINE,SEROTONIN ANTAGNST	H7T	37,537	1.90	\$5,672,080.26
14	GLUCOCORTICOIDS	P5A	37,171	1.80	\$1,093,666.85
15	SKELETAL MUSCLE RELAXANTS	H6H	33,079	1.60	\$408,431.92
16	ANTIEMETIC/ANTIVERTIGO AGENTS	H6J	29,950	1.50	\$453,255.98
17	ANTHYPERTENSIVES, ACE INHIBITORS	A4D	29,729	1.50	\$341,621.91
18	SEROTONIN-NOREPINEPHRINE REUPTAKE-INHIB (SNRIS)	H7C	29,032	1.40	\$464,659.91
19	THYROID HORMONES	P3A	28,131	1.40	\$539,875.45
20	ANTI-ANXIETY DRUGS	H2F	27,369	1.40	\$353,875.48
21	LEUKOTRIENE RECEPTOR ANTAGONISTS	Z4B	26,769	1.30	\$334,753.85
22	SEROTONIN-2 ANTAGONIST/REUPTAKE INHIBITORS (SARIS)	H7E	26,111	1.30	\$299,659.81
23	NASAL ANTI-INFLAMMATORY STEROIDS	Q7P	25,840	1.30	\$710,951.01
24	ADRENERGICS, AROMATIC, NON-CATECHOLAMINE	J5B	25,558	1.30	\$2,461,575.93
25	TX FOR ATTENTION DEFICIT-HYPERACT (ADHD)/NARCOLEPSY	H2V	25,545	1.30	\$3,172,857.49
Totals:			1,108,373	54.90	\$50,078,453.89

WV POS Quarterly Drug Class Review Top 12 by Rx Count

Reporting Period From: 07/01/2024 - 09/30/2024

Reporting Months (3rd Quarter): 07/01/2024 - 09/30/2024



Amount Paid	
ANTICONVULSANTS	\$4,404,381.58
OPIOID WITHDRAWAL THERAPY AGENTS, OPIOID-TYPE	\$20,919,123.99
SELECTIVE SEROTONIN REUPTAKE INHIBITOR (SSRIS)	\$918,547.53
PROTON-PUMP INHIBITORS	\$1,056,941.63
ANTIHISTAMINES - 2ND GENERATION	\$819,027.54
ANTIHYPERLIPIDEMIC-HMGCOA REDUCTASE INHIB(STATINS)	\$652,024.35
NSAIDS, CYCLOOXYGENASE INHIBITOR TYPE ANALGESICS	\$700,491.91
BETA-ADRENERGIC AGENTS, INHALED, SHORT ACTING	\$2,159,744.66
VITAMIN D PREPARATIONS	\$453,064.97
BETA-ADRENERGIC BLOCKING AGENTS	\$624,342.55
PENICILLIN ANTIBIOTICS	\$545,084.96
ANTIHISTAMINES - 1ST GENERATION	\$518,412.37



Top 25 Therapeutic Classes by Amount Paid

Report Period from 07/01/2024 thru 09/30/2024

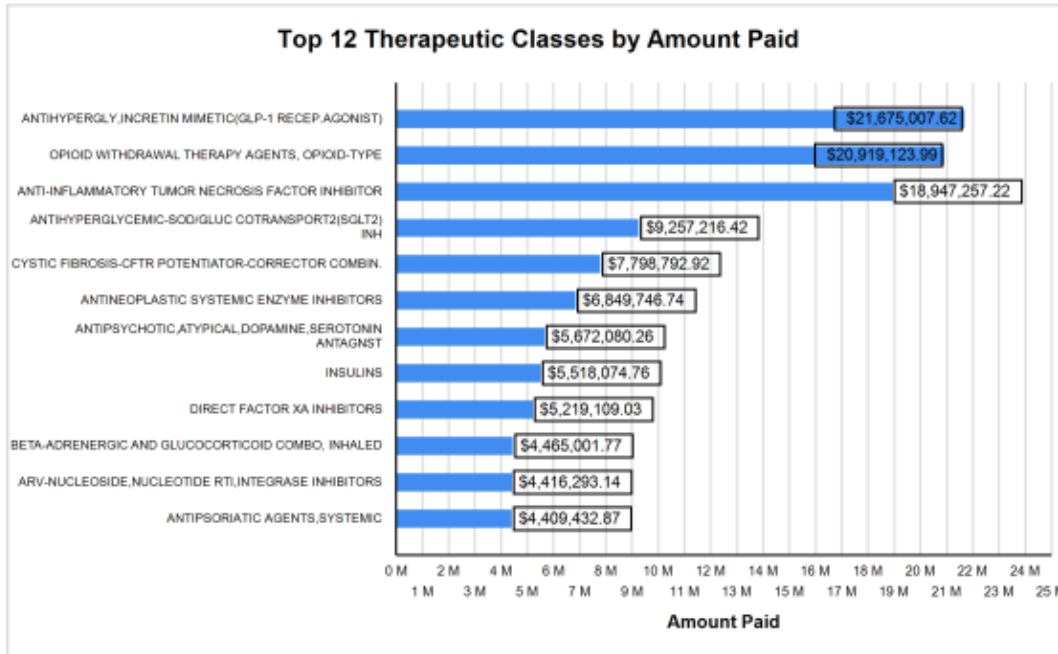
Reporting Months (3rd Quarter): 7/1/2024-09/30/2024

Rank	Therapeutic Class	Therapeutic Class Codes	Amount Paid	% of Total Amount Paid	Prescription Count
1	ANTIHYPERGLY,INCRETIN MIMETIC(GLP-1 RECEPTOR AGONIST)	C4I	\$21,675,007.62	8.80	24,472
2	OPIOID WITHDRAWAL THERAPY AGENTS, OPIOID-TYPE	H3W	\$20,919,123.99	8.50	93,478
3	ANTI-INFLAMMATORY TUMOR NECROSIS FACTOR INHIBITOR	S2J	\$18,947,257.22	7.70	2,233
4	ANTIHYPERGLYCEMIC-SODIUM/GLUCOCOTRANSPORT2(SGLT2) INH	C4D	\$9,257,216.42	3.80	11,382
5	CYSTIC FIBROSIS-CFTR POTENTIATOR-CORRECTOR COMBIN.	B0F	\$7,798,792.92	3.20	312
6	ANTINEOPLASTIC SYSTEMIC ENZYME INHIBITORS	V1Q	\$6,849,746.74	2.80	474
7	ANTIPSYCHOTIC,ATYPICAL,DOPAMINE,SEROTONIN ANTAGONIST	H7T	\$5,672,080.26	2.30	37,537
8	INSULINS	C4G	\$5,518,074.76	2.20	21,980
9	DIRECT FACTOR XA INHIBITORS	M9V	\$5,219,109.03	2.10	7,499
10	BETA-ADRENERGIC AND GLUCOCORTICOID COMBO, INHALED	B63	\$4,465,001.77	1.80	19,198
11	ARV-NUCLEOSIDE,NUCLEOTIDE RTI,INTEGRASE INHIBITORS	W5X	\$4,416,293.14	1.80	1,195
12	ANTIPSORIATIC AGENTS,SYSTEMIC	L1A	\$4,409,432.87	1.80	493
13	ANTICONVULSANTS	H4B	\$4,404,381.58	1.80	98,468
14	HEPATITIS C VIRUS- NS5A AND NS3/4A INHIBITOR COMB	W0E	\$3,732,057.51	1.50	298
15	INTERLEUKIN-4(IL-4) RECEPTOR ALPHA ANTAGONIST, MAB	V4D	\$3,529,097.51	1.40	921
16	DIABETIC SUPPLIES	Y9A	\$3,206,875.62	1.30	8,383
17	HUMAN INTERLEUKIN 12/23 (IL-12/13) INHIBITORS, MAB	Z2U	\$3,205,444.63	1.30	122
18	TX FOR ATTENTION DEFICIT-HYPERACT(ADHD)/NARCOLEPSY	H2V	\$3,172,857.49	1.30	25,545
19	ANTIPSYCHOTIC-ATYPICAL,D3/D2 PARTIAL AG-5HT MIXED	H8W	\$3,005,524.06	1.20	2,271
20	HEMOPHILIA TREATMENT AGENTS,NON-FACTOR REPLACEMENT	M0P	\$2,807,605.63	1.10	80
21	HEP C VIRUS-NS5B POLYMERASE AND NS5A INHIB. COMBO.	W0B	\$2,787,471.91	1.10	376
22	ANTICHOLINERGICS, ORALLY INHALED LONG ACTING	B61	\$2,755,422.21	1.10	5,103
23	ANTIPSYCHOTICS, ATYP, D2 PARTIAL AGONIST/5HT MIXED	H7X	\$2,583,698.07	1.00	13,804
24	ANTIHYPERGLYCEMIC, DPP-4 INHIBITORS	C4J	\$2,471,534.27	1.00	3,354
25	ADRENERGICS, AROMATIC, NON-CATECHOLAMINE	J5B	\$2,461,575.93	1.00	25,558
Totals:			\$155,270,683.16	62.90	404,536

Top 12 Therapeutic Classes by Amount Paid

Reporting Months 3rd Quarter: 7/1/2024-09/30/2024

Reporting Months (3rd Quarter): 7/1/2024-09/30/2024



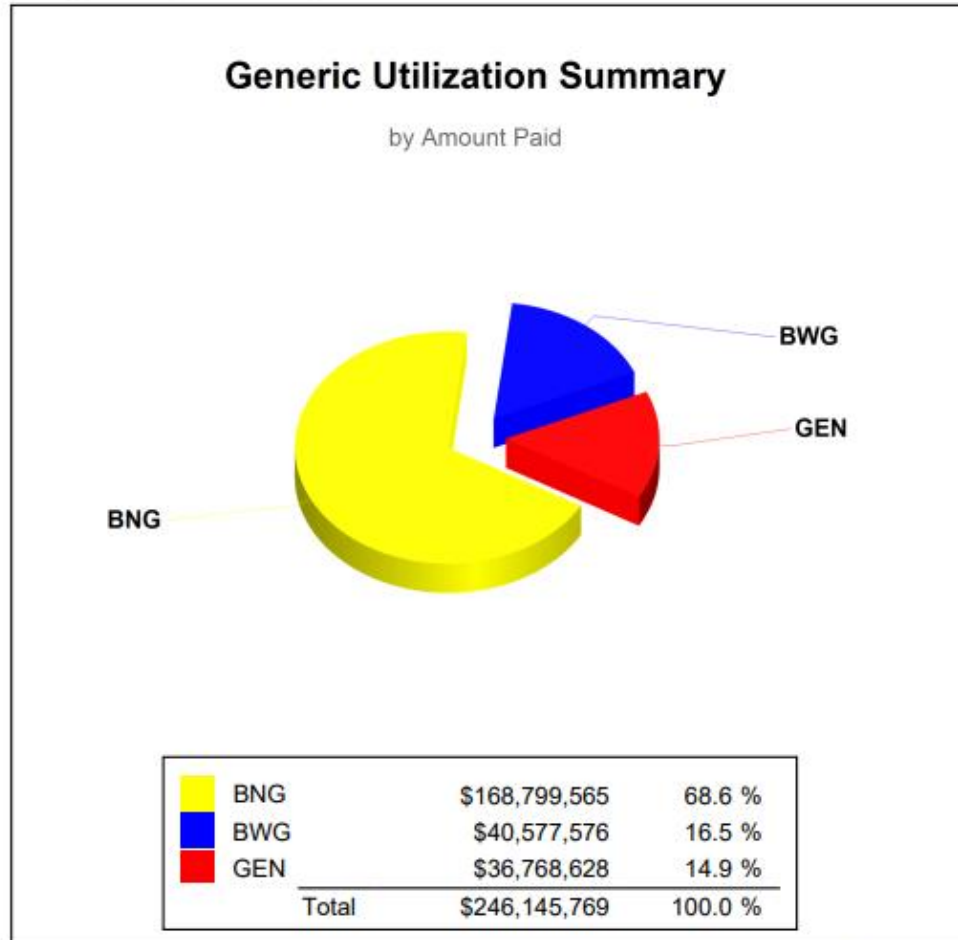
Prescriptions

ANTIHYPERGLY,INCRETIN MIMETIC(GLP-1 RECEP.AGONIST)	24,472
OPIOID WITHDRAWAL THERAPY AGENTS, OPIOID-TYPE	93,478
ANTI-INFLAMMATORY TUMOR NECROSIS FACTOR INHIBITOR	2,233
ANTIHYPERGLYCEMIC-SOD/GLUC COTRANSPORT2(SGLT2) INH	11,382
CYSTIC FIBROSIS-CFTR POTENTIATOR-CORRECTOR COMBIN.	312
ANTINEOPLASTIC SYSTEMIC ENZYME INHIBITORS	474
ANTIPSYCHOTIC,ATYPICAL,DOPAMINE,SEROTONIN ANTAGNST	37,537
INSULINS	21,980
DIRECT FACTOR XA INHIBITORS	7,499
BETA-ADRENERGIC AND GLUCOCORTICOID COMBO, INHALED	19,198
ARV-NUCLEOSIDE,NUCLEOTIDE RTI,INTEGRASE INHIBITORS	1,195
ANTIPSORIATIC AGENTS,SYSTEMIC	493

Pharmacy Generic Utilization Summary by Amount Paid

Reporting Month 3rd Quarter: 7/1/2024-09/30/2024

Reporting Months (3rd Quarter): 7/1/2024-09/30/2024



BNG = Brand With no Generic Available

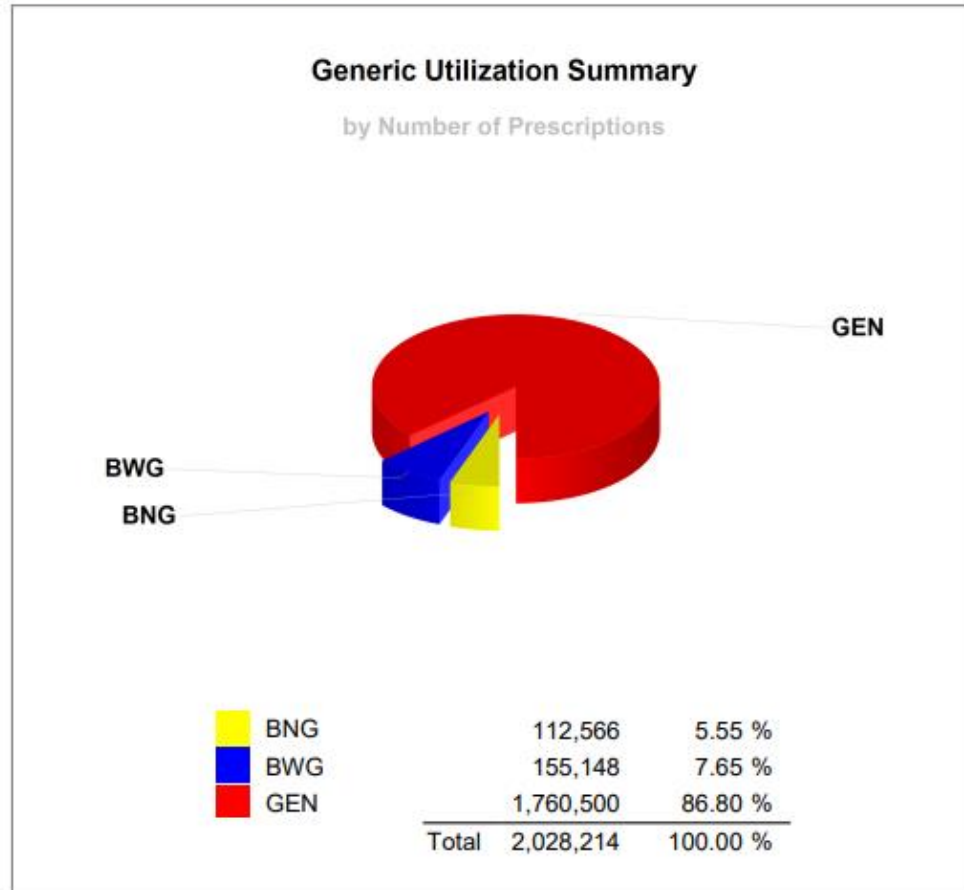
BWG = Brand Dispensed when Generic Available

GEN = Generic

Pharmacy Generic Utilization Summary By Number Of Prescriptions

Report Period from 07/01/2024 thru 09/30/2024

Reporting Months (3rd Quarter): 7/1/2024-09/30/2024



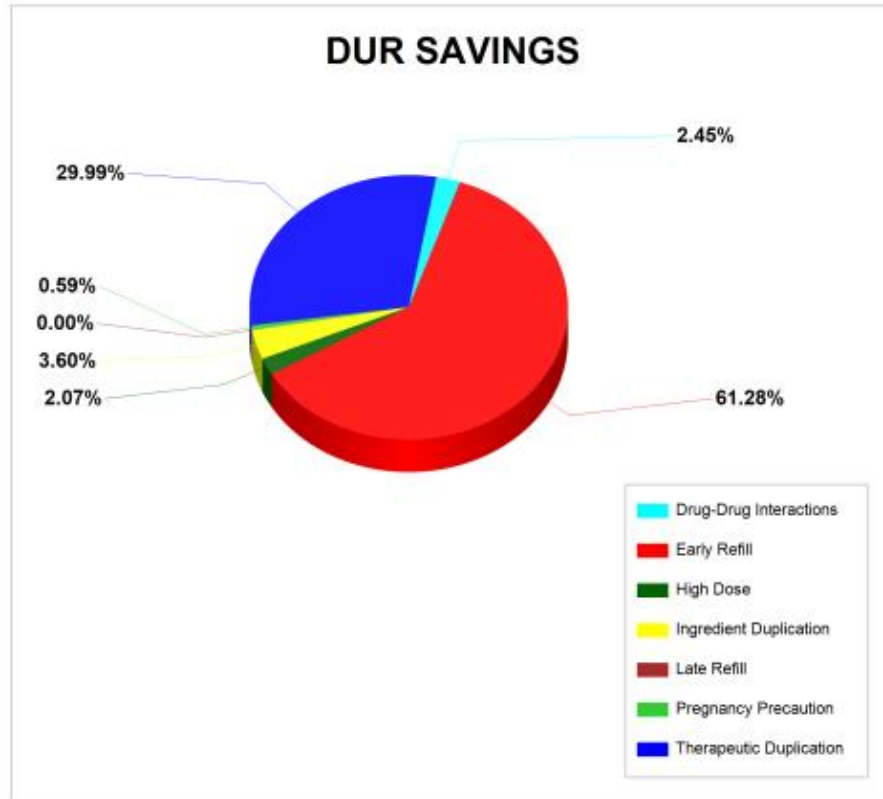
BNG = Brand With no Generic Available

BWG = Brand Dispensed when Generic Available

GEN = Generic

Pharmacy DUR Savings - QUARTERLY
 Report Period from 07/01/2024 thru 09/30/2024

Reporting Months (3rd Quarter) : 7/1/2024 - 9/30/2024



Code	Description	Amount Saved	% of Savings
DD	Drug-Drug Interactions	\$1,259,623.75	2.00
ER	Early Refill	\$31,465,274.74	61.00
HD	High Dose	\$1,064,739.95	2.00
ID	Ingredient Duplication	\$1,852,187.38	4.00
LR	Late Refill	\$0.00	0.00
PG	Pregnancy Precaution	\$303,950.57	1.00
TD	Therapeutic Duplication	\$15,399,959.39	30.00
Totals:		\$51,345,735.78	100.00