


DUR Quarterly Overall Summary Report

Report Period from 10/01/2016 thru 12/31/2016

Categories	4th Qtr 2016	4th Qtr 2015	% Change
Total Paid Amount	\$64,836,234.25	\$70,172,185.22	-7.60
Eligible Members	129,611	147,762	-12.28
Utilizing Eligibles	67,882	78,194	-13.19
Total # Prescriptions	878,355	963,182	-8.81
Cost per Utilizing Member	\$955.13	\$897.41	6.43
Average # Prescriptions per Utilizer	12	12	0.00
Average Cost per Prescription	\$73.82	\$72.85	1.32
# Generic Prescriptions	757,147	824,429	-8.16
% Generic Prescriptions	86	85	1.18
Total Cost - Generics	\$13,247,313.44	\$16,160,915.74	-18.03
Average Generic Prescription Cost	\$17.50	\$19.60	-10.74
Average Days Supply - Generics	26	25	4.00
# Brand Prescriptions	121,208	138,753	-12.64
% Brand Prescriptions	13.00	14.00	-7.14
Total Cost - Brand	\$51,588,920.81	\$54,011,269.48	-4.48
Average Brand Prescription Cost	\$425.62	\$389.26	9.34
Average Days Supply - Brand	25	26	-3.85
Rebates Collected	\$122,333,021.11	\$101,608,531.35	20.40

West Virginia Pharmacy Services



Drug Utilization Review 4th Quarter 2016

Prepared by :



Drug Utilization Review Board Meeting

03/02/2017

Disclaimer: This report is for trending purposes only and is not intended to match other financial reports.

Top 25 Therapeutic Classes By Prescription Count

Report Period from 10/01/2016 thru 12/31/2016

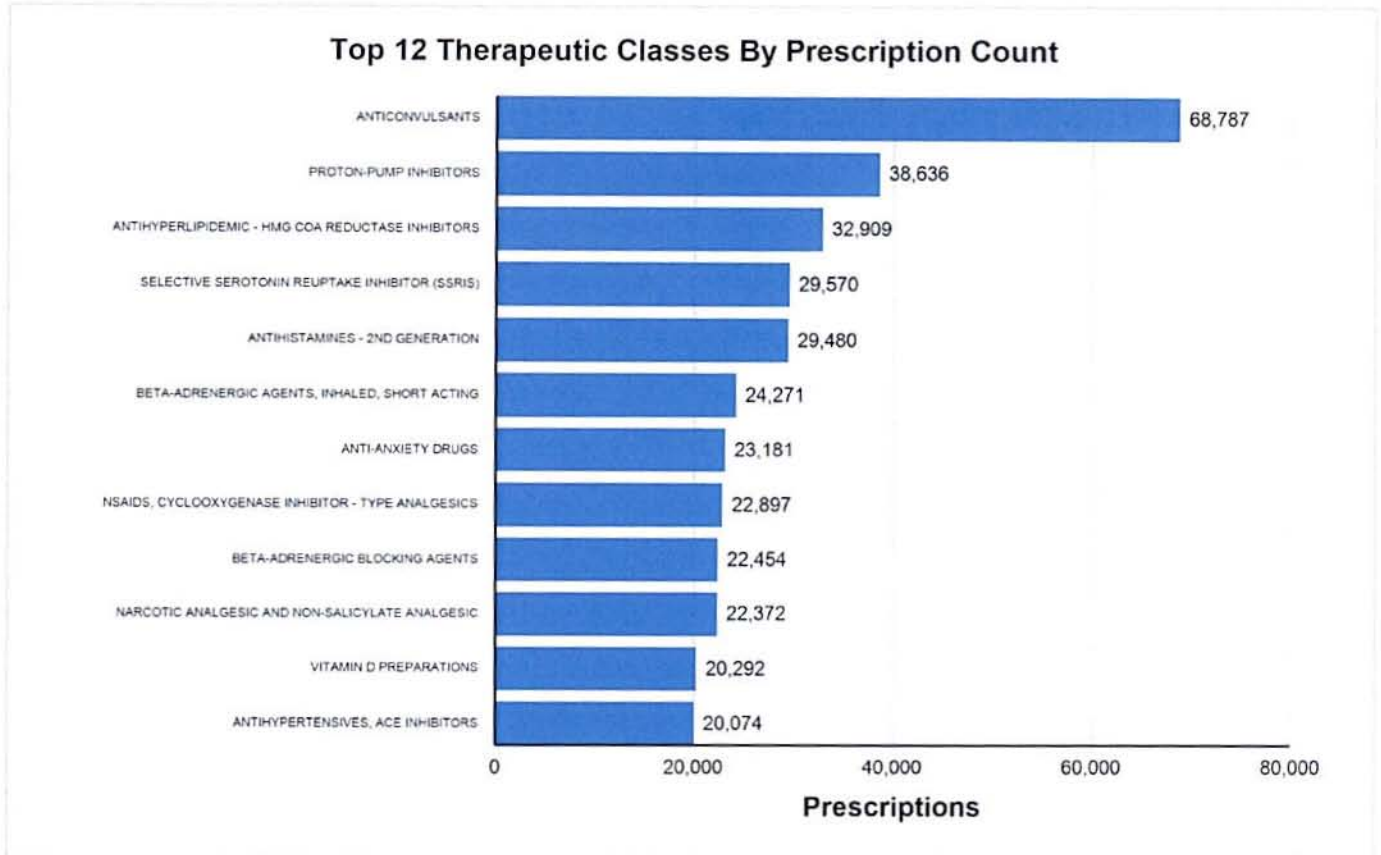
Reporting Months (4th Quarter) 10/01/2016 - 12/31/2016

Rank	Therapeutic Class	Therapeutic Class Code	Prescription Count	% of Total Prescription Count	Amount Paid
1	ANTICONVULSANTS	H4B	68,787	7.60	\$3,917,233.08
2	PROTON-PUMP INHIBITORS	D4J	38,636	4.30	\$1,513,912.24
3	ANTHYPERLIPIDEMIC - HMG COA REDUCTASE INHIBITORS	M4D	32,909	3.60	\$837,028.40
4	SELECTIVE SEROTONIN REUPTAKE INHIBITOR (SSRIS)	H2S	29,570	3.30	\$263,805.63
5	ANTIHISTAMINES - 2ND GENERATION	Z2Q	29,480	3.30	\$208,086.14
6	BETA-ADRENERGIC AGENTS, INHALED, SHORT ACTING	B6W	24,271	2.70	\$1,239,387.11
7	ANTI-ANXIETY DRUGS	H2F	23,181	2.60	\$191,667.12
8	NSAIDS, CYCLOOXYGENASE INHIBITOR - TYPE ANALGESICS	S2B	22,897	2.50	\$233,158.12
9	BETA-ADRENERGIC BLOCKING AGENTS	J7C	22,454	2.50	\$289,054.46
10	NARCOTIC ANALGESIC AND NON-SALICYLATE ANALGESIC	H3U	22,372	2.50	\$405,154.31
11	VITAMIN D PREPARATIONS	C6D	20,292	2.20	\$129,160.30
12	ANTIHYPERTENSIVES, ACE INHIBITORS	A4D	20,074	2.20	\$147,157.23
13	ANTIPSYCHOTIC, ATYPICAL, DOPAMINE, SEROTONIN ANTAGNIST	H7T	18,605	2.10	\$2,885,345.60
14	THYROID HORMONES	P3A	17,108	1.90	\$268,646.00
15	SKELETAL MUSCLE RELAXANTS	H6H	15,932	1.80	\$175,056.78
16	ANTHYPERGLYCEMIC, BIGUANIDE TYPE	C4L	14,560	1.60	\$99,097.70
17	LEUKOTRIENE RECEPTOR ANTAGONISTS	Z4B	14,445	1.60	\$173,418.76
18	INSULINS	C4G	14,319	1.60	\$7,460,753.81
19	HISTAMINE H2-RECEPTOR INHIBITORS	Z2D	14,225	1.60	\$133,263.70
20	ANTIHISTAMINES - 1ST GENERATION	Z2P	13,617	1.50	\$145,262.04
21	PENICILLINS	W1A	12,572	1.40	\$162,950.65
22	ANALGESICS, NARCOTICS	H3A	12,419	1.40	\$487,422.45
23	CALCIUM CHANNEL BLOCKING AGENTS	A9A	11,769	1.30	\$126,010.61
24	PLATELET AGGREGATION INHIBITORS	M9P	11,490	1.30	\$373,945.94
25	GLUCOCORTICOIDS	P5A	11,147	1.20	\$177,509.63
Totals:			537,131	59.60	\$22,043,487.81

WV POS Quarterly Drug Class Review Top 12 by Rx Count

Reporting Period From: 10/01/2016 - 12/31/2016

Reporting Months (4th Quarter): 10/01/2016 - 12/31/2016



Amount Paid	
ANTICONVULSANTS	\$3,917,233.08
PROTON-PUMP INHIBITORS	\$1,513,912.24
ANTIHYPERLIPIDEMIC - HMG COA REDUCTASE INHIBITORS	\$837,028.40
SELECTIVE SEROTONIN REUPTAKE INHIBITOR (SSRIS)	\$263,805.63
ANTIHISTAMINES - 2ND GENERATION	\$208,086.14
BETA-ADRENERGIC AGENTS, INHALED, SHORT ACTING	\$1,239,387.11
ANTI-ANXIETY DRUGS	\$191,667.12
NSAIDS, CYCLOOXYGENASE INHIBITOR - TYPE ANALGESICS	\$233,158.12
BETA-ADRENERGIC BLOCKING AGENTS	\$289,054.46
NARCOTIC ANALGESIC AND NON-SALICYLATE ANALGESIC	\$405,154.31
VITAMIN D PREPARATIONS	\$129,160.30
ANTIHYPERTENSIVES, ACE INHIBITORS	\$147,157.23

Top 25 Therapeutic Classes by Amount Paid

Report Period from 10/01/2016 thru 12/31/2016

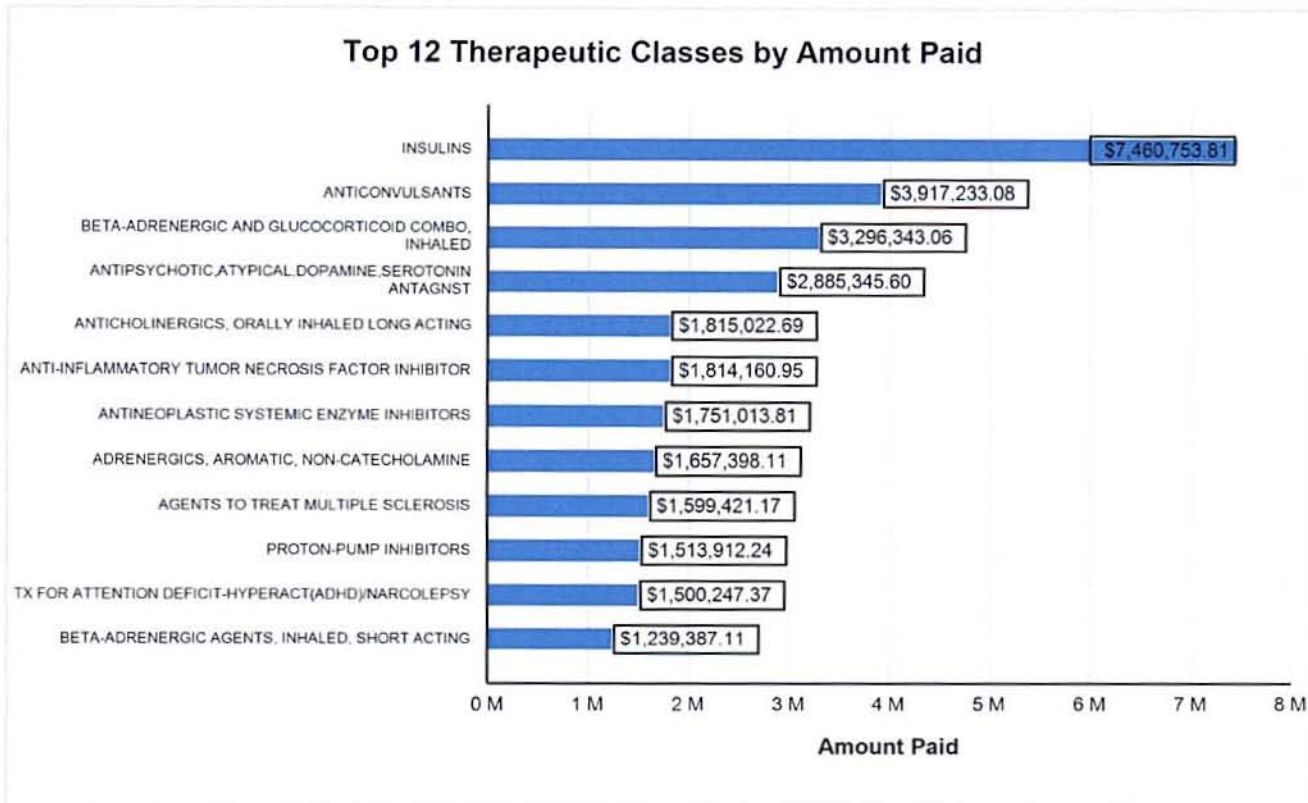
Reporting Months (4th Quarter): 10/1/2016-12/31/2016

Rank	Therapeutic Class	Therapeutic Class Codes	Amount Paid	% of Total Amount Paid	Prescription Count
1	INSULINS	C4G	\$7,460,753.81	11.50	14,319
2	ANTICONVULSANTS	H4B	\$3,917,233.08	6.00	68,787
3	BETA-ADRENERGIC AND GLUCOCORTICOID COMBO, INHALED	B63	\$3,296,343.06	5.10	10,861
4	ANTIPSYCHOTIC,ATYPICAL,DOPAMINE,SEROTONIN ANTAGNST	H7T	\$2,885,345.60	4.40	18,605
5	ANTICHOLINERGICS, ORALLY INHALED LONG ACTING	B61	\$1,815,022.69	2.80	5,290
6	ANTI-INFLAMMATORY TUMOR NECROSIS FACTOR INHIBITOR	S2J	\$1,814,160.95	2.80	426
7	ANTINEOPLASTIC SYSTEMIC ENZYME INHIBITORS	V1Q	\$1,751,013.81	2.70	171
8	ADRENERGICS, AROMATIC, NON-CATECHOLAMINE	J5B	\$1,657,398.11	2.60	9,120
9	AGENTS TO TREAT MULTIPLE SCLEROSIS	H0E	\$1,599,421.17	2.50	274
10	PROTON-PUMP INHIBITORS	D4J	\$1,513,912.24	2.30	38,636
11	TX FOR ATTENTION DEFICIT-HYPERACT(ADHD)/NARCOLEPSY	H2V	\$1,500,247.37	2.30	8,301
12	BETA-ADRENERGIC AGENTS, INHALED, SHORT ACTING	B6W	\$1,239,387.11	1.90	24,271
13	HEP C VIRUS-NS5B POLYMERASE AND NS5A INHIB. COMBO.	W0B	\$1,196,103.40	1.80	52
14	ANTIPSYCHOTICS, ATYP, D2 PARTIAL AGONIST/5HT MIXED	H7X	\$871,193.15	1.30	3,678
15	CYSTIC FIBROSIS-CFTR POTENTIATOR-CORRECTOR COMBIN.	B0F	\$854,041.10	1.30	47
16	ANTIHYPERGLYCEMIC, DPP-4 INHIBITORS	C4J	\$844,714.31	1.30	2,399
17	ANTIHYPERLIPIDEMIC - HMG COA REDUCTASE INHIBITORS	M4D	\$837,028.40	1.30	32,909
18	GROWTH HORMONES	P1A	\$784,721.26	1.20	247
19	NARCOTIC WITHDRAWAL THERAPY AGENTS	H3W	\$770,406.95	1.20	5,846
20	TX FOR ATTENTION DEFICIT-HYPERACT.(ADHD), NRI-TYPE	H7Y	\$682,865.89	1.10	1,726
21	LIPOTROPICS	M4E	\$664,275.10	1.00	7,568
22	BLOOD SUGAR DIAGNOSTICS	M4A	\$657,345.86	1.00	10,206
23	DIRECT FACTOR XA INHIBITORS	M9V	\$540,814.86	0.80	1,595
24	ANTIHYPERGLY,INCRETIN MIMETIC(GLP-1 RECEP.AGONIST)	C4I	\$508,047.50	0.80	841
25	GLUCOCORTICOID, ORALLY INHALED	B6M	\$503,384.98	0.80	2,032
Totals:			\$40,165,181.76	61.80	268,207

Top 12 Therapeutic Classes by Amount Paid

Reporting Months 4th Quarter: 10/1/2016-12/31/2016

Reporting Months (4th Quarter): 10/1/2016-12/31/2016



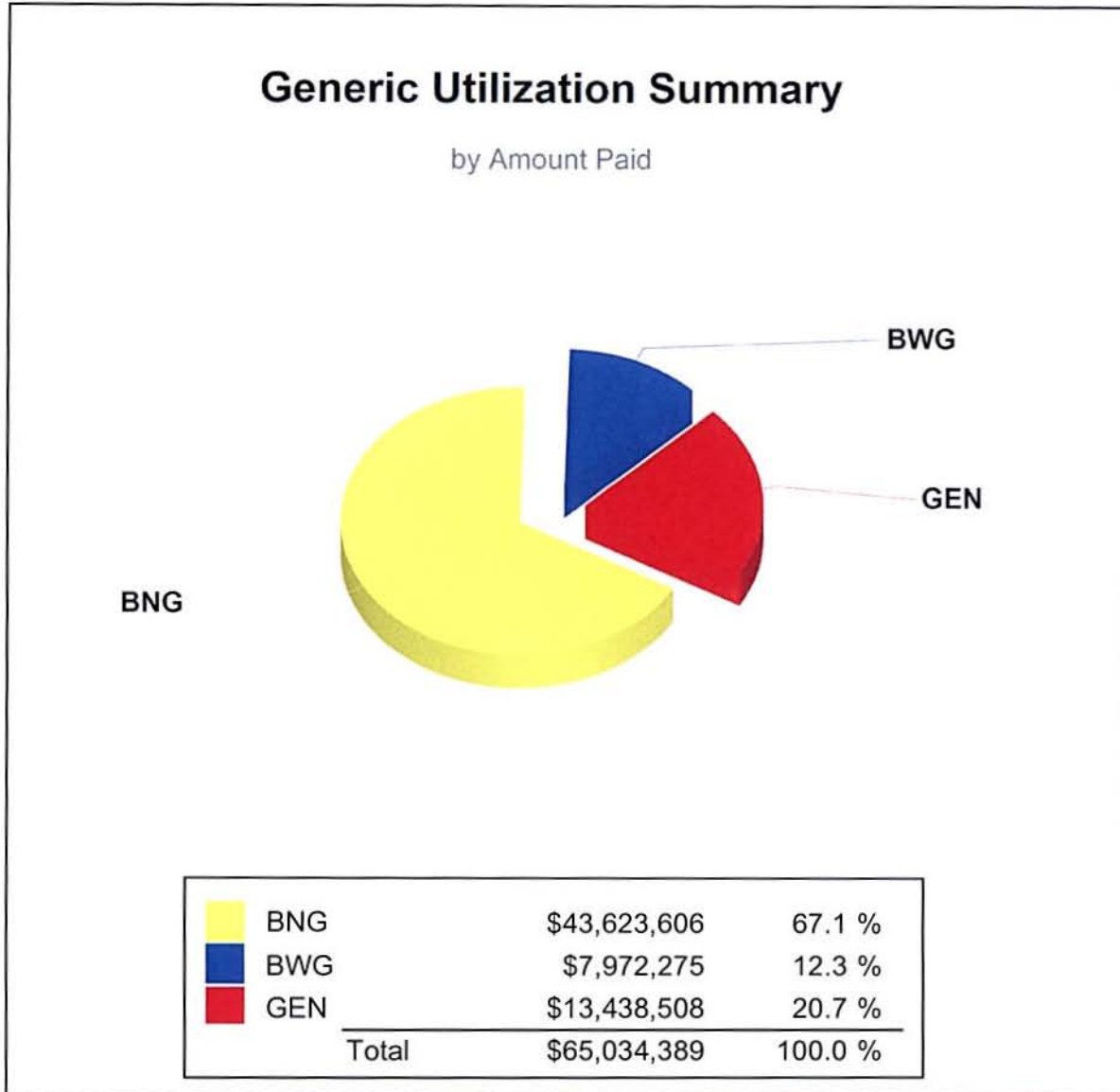
Prescriptions

INSULINS	14,319
ANTICONSULSANTS	68,787
BETA-ADRENERGIC AND GLUCOCORTICOID COMBO, INHALED	10,861
ANTIPSYCHOTIC, ATYPICAL, DOPAMINE, SEROTONIN ANTAGNIST	18,605
ANTICHOLINERGICS, ORALLY INHALED LONG ACTING	5,290
ANTI-INFLAMMATORY TUMOR NECROSIS FACTOR INHIBITOR	426
ANTINEOPLASTIC SYSTEMIC ENZYME INHIBITORS	171
ADRENERGICS, AROMATIC, NON-CATECHOLAMINE	9,120
AGENTS TO TREAT MULTIPLE SCLEROSIS	274
PROTON-PUMP INHIBITORS	38,636
TX FOR ATTENTION DEFICIT-HYPERACT(ADHD)/NARCOLEPSY	8,301
BETA-ADRENERGIC AGENTS, INHALED, SHORT ACTING	24,271

Pharmacy Generic Utilization Summary by Amount Paid

Reporting Month 4th Quarter: 10/1/2016-12/31/2016

Reporting Months (4th Quarter): 10/1/2016-12/31/2016



BNG = Brand With no Generic Available

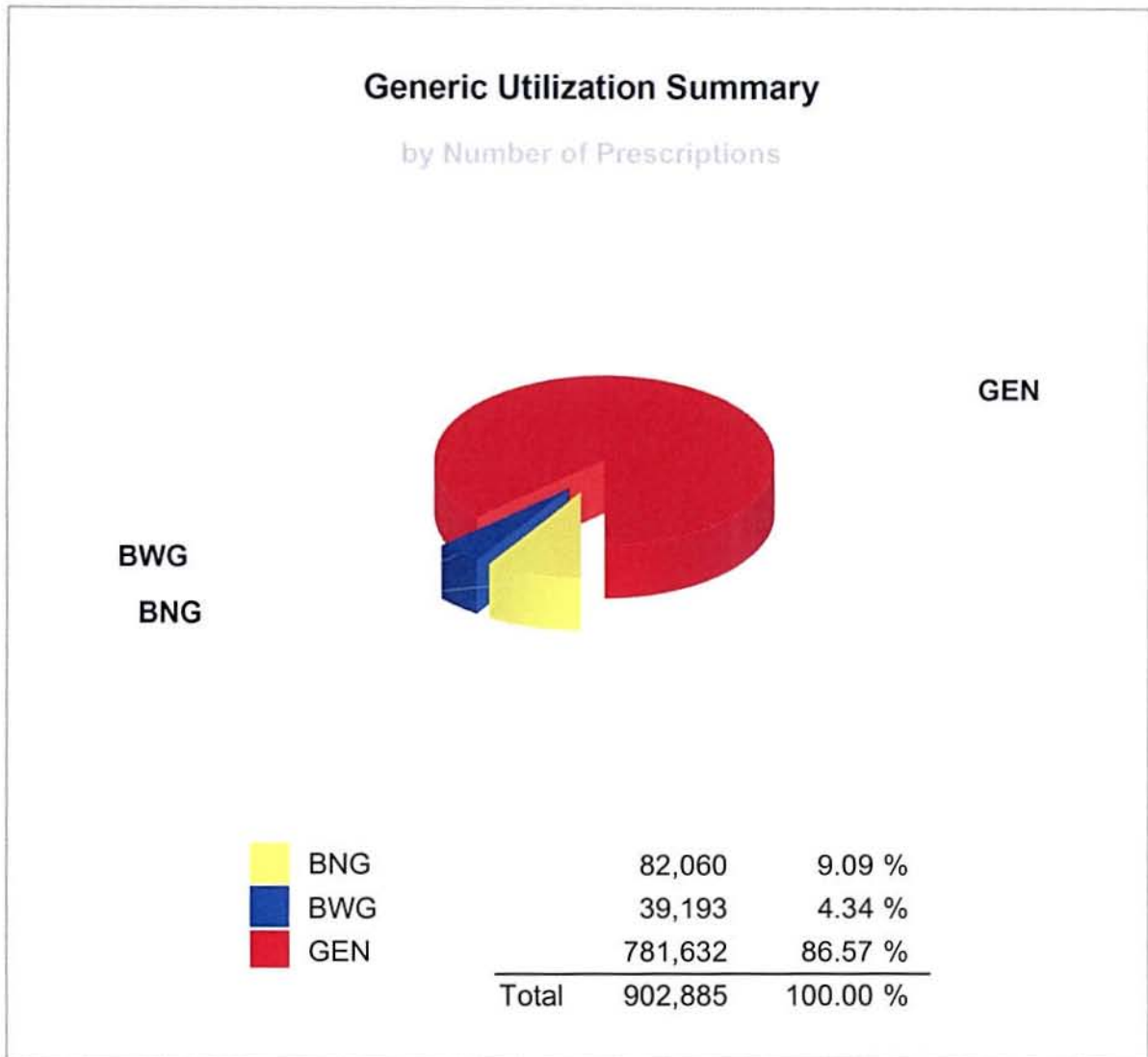
BWG = Brand Dispensed when Generic Available

GEN = Generic

Pharmacy Generic Utilization Summary By Number Of Prescriptions

Report Period from 10/01/2016 thru 12/31/2016

Reporting Months (4th Quarter): 10/1/2016-12/31/2016



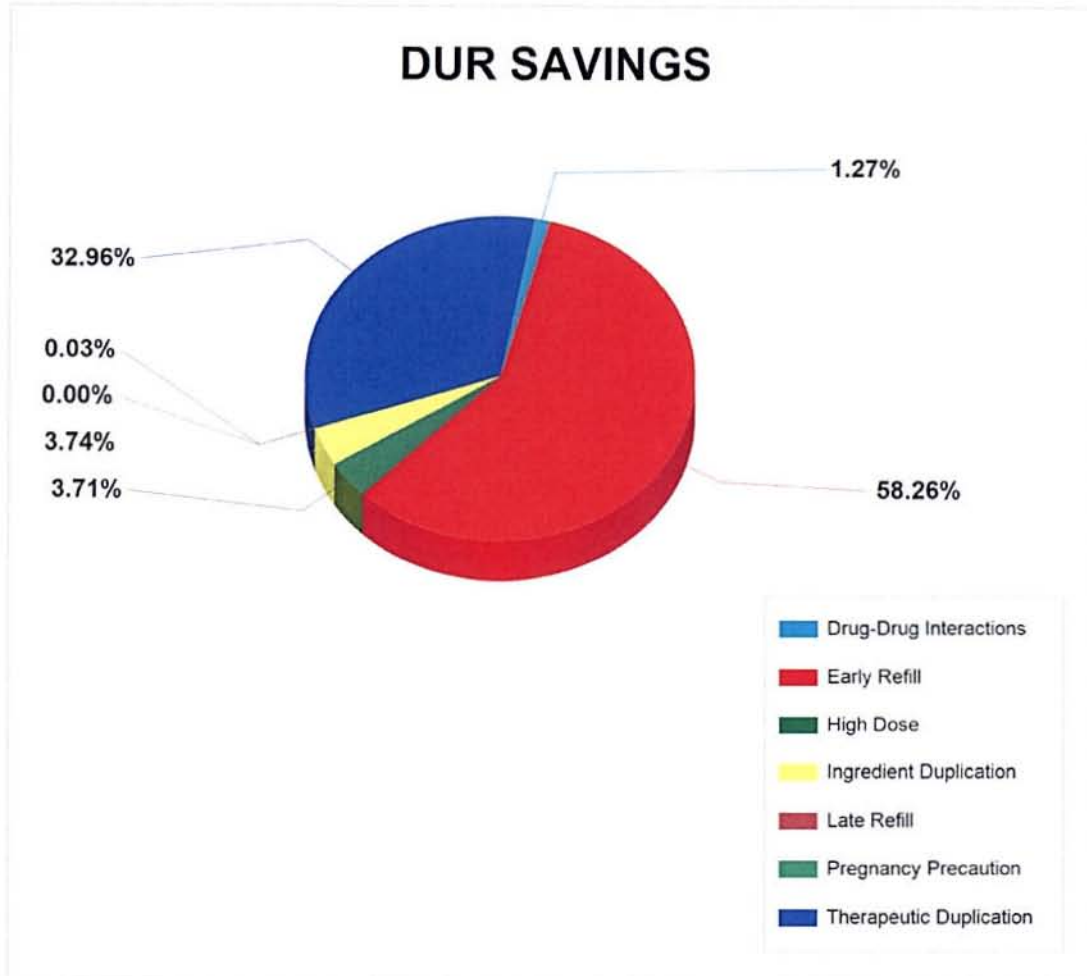
BNG = Brand With no Generic Available

BWG = Brand Dispensed when Generic Available

GEN = Generic

Pharmacy DUR Savings - QUARTERLY
 Report Period from 10/01/2016 thru 12/31/2016

Reporting Months (4th Quarter) : 10/1/2016 - 12/31/2016



Code	Description	Amount Saved	% of Savings
DD	Drug-Drug Interactions	\$133,991.80	1.00
ER	Early Refill	\$6,108,674.11	58.00
HD	High Dose	\$389,748.57	4.00
ID	Ingredient Duplication	\$392,265.86	4.00
LR	Late Refill	\$0.00	0.00
PG	Pregnancy Precaution	\$3,308.44	0.00
TD	Therapeutic Duplication	\$3,456,240.54	33.00
Totals:		\$10,484,229.32	100.00