

**West Virginia Department of Health and Human Resources
Bureau for Medical Services**

**DUR QUARTERLY OVERALL SUMMARY REPORT
FOR THE PERIOD 10/01/2015 THROUGH 12/31/2015**

Categories	4th Qtr 2015	4th Qtr 2014	% Change
Total Paid Amount	\$70,490,987.89	\$109,065,618.06	-35.37
Eligible Members	111,029	258,088	-56.98
Utilizing Eligibles	69,718	167,367	-58.34
Total # Prescriptions	954,983	1,926,733	-50.44
Cost per Utilizing Member	\$1011.09	\$651.66	55.16
Average # Prescriptions per Utilizer	13.00	11.00	18.18
Average Cost per Prescription	\$73.81	\$56.61	30.40
# Generic Prescriptions	816,052	1,659,022	-50.81
% Generic Prescriptions	85.00	86.00	-1.16
Total Cost - Generics	\$16,248,761.22	\$29,838,784.72	-45.54
Average Generic Prescription Cost	\$19.91	\$17.99	10.71
Average Days Supply - Generics	26.00	25.00	4.00
# Brand Prescriptions	138,931	267,711	-48.10
% Brand Prescriptions	14.00	13.00	7.69
Total Cost - Brand	\$54,242,226.67	\$79,226,833.34	-31.54
Average Brand Prescription Cost	\$390.43	\$295.94	31.93
Average Days Supply - Brand	26.00	25.00	4.00
Rebates Collected	\$101,608,531.35	\$100,503,514.38	1.10

Drug Utilization Review Board Meeting

Disclaimer: This report is for trending purposes only and is not intended to match other financial reports.

West Virginia Pharmacy Services



Drug Utilization Review (DUR)

4th Quarter 2015

Prepared by:



Top 25 Therapeutic Classes By Prescription Count

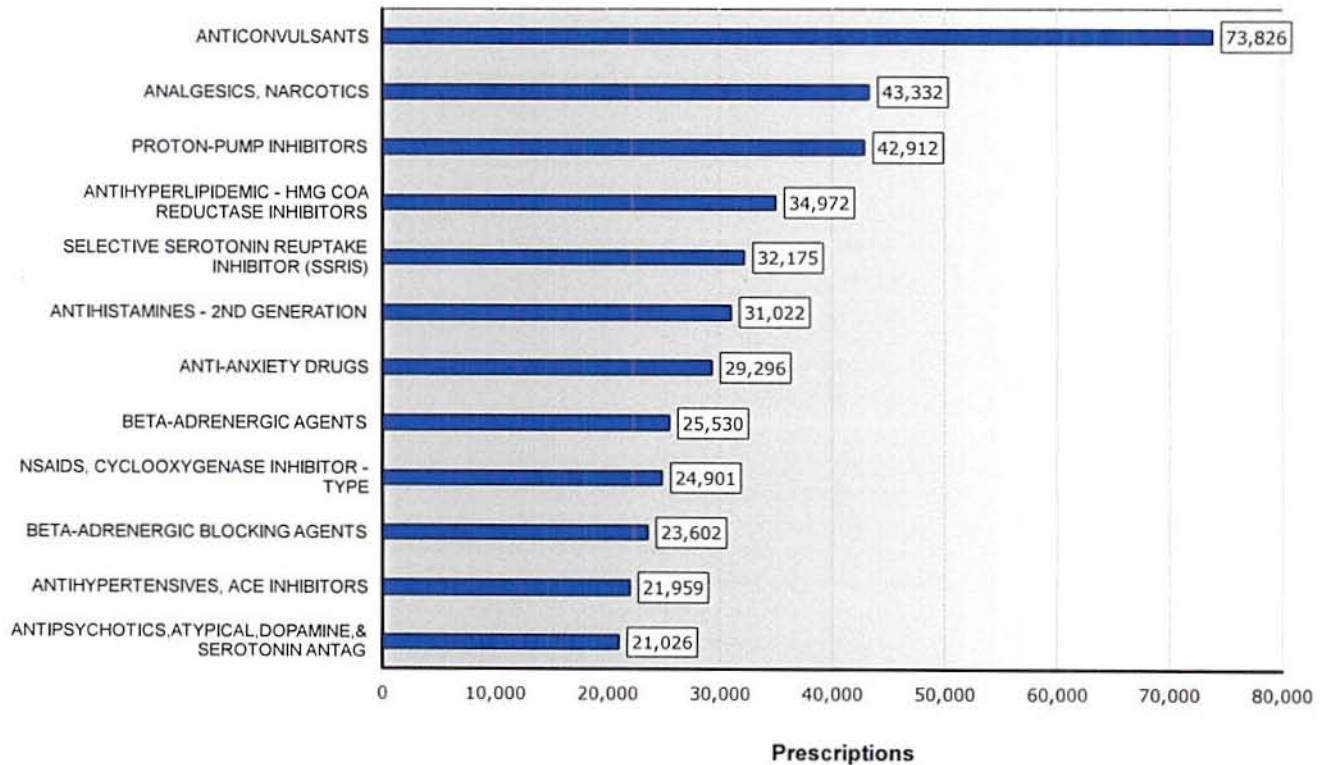
Reporting Months (4th Quarter): 10/01/2015 - 12/31/2015

Rank	Therapeutic Class	Therapeutic Class Code	Prescription Count	% of Total Prescription Count	Amount Paid
1	ANTICONVULSANTS	H4B	73,826	7.50	\$4,537,161.28
2	ANALGESICS, NARCOTICS	H3A	43,332	4.40	\$1,492,778.95
3	PROTON-PUMP INHIBITORS	D4J	42,912	4.40	\$2,067,223.67
4	ANTIHYPERLIPIDEMIC - HMG COA REDUCTASE INHIBITORS	M4D	34,972	3.60	\$969,545.80
5	SELECTIVE SEROTONIN REUPTAKE INHIBITOR (SSRIS)	H2S	32,175	3.30	\$280,181.34
6	ANTIHISTAMINES - 2ND GENERATION	Z2Q	31,022	3.20	\$225,669.09
7	ANTI-ANXIETY DRUGS	H2F	29,296	3.00	\$243,608.15
8	BETA-ADRENERGIC AGENTS	J5D	25,530	2.60	\$1,286,516.07
9	NSAIDS, CYCLOOXYGENASE INHIBITOR - TYPE	S2B	24,901	2.50	\$284,435.57
10	BETA-ADRENERGIC BLOCKING AGENTS	J7C	23,602	2.40	\$368,612.11
11	ANTIHYPERTENSIVES, ACE INHIBITORS	A4D	21,959	2.20	\$158,430.18
12	ANTIPSYCHOTICS, ATYPICAL, DOPAMINE, & SEROTONIN ANTAG	H7T	21,026	2.10	\$2,718,739.41
13	VITAMIN D PREPARATIONS	C6D	19,954	2.00	\$135,324.38
14	THYROID HORMONES	P3A	18,139	1.90	\$278,875.16
15	SKELETAL MUSCLE RELAXANTS	H6H	17,612	1.80	\$261,490.79
16	INSULINS	C4G	14,989	1.50	\$7,458,138.66
17	ANTIHYPERGLYCEMIC, BIGUANIDE TYPE	C4L	14,973	1.50	\$201,923.79
18	ANTIHISTAMINES - 1ST GENERATION	Z2P	14,874	1.50	\$177,841.98
19	LEUKOTRIENE RECEPTOR ANTAGONISTS	Z4B	14,467	1.50	\$275,095.53
20	HISTAMINE H2-RECEPTOR INHIBITORS	Z2D	13,667	1.40	\$126,943.80
21	PENICILLINS	W1A	12,679	1.30	\$182,252.91
22	CALCIUM CHANNEL BLOCKING AGENTS	A9A	12,255	1.30	\$143,218.78
23	SEROTONIN-NOREPINEPHRINE REUPTAKE-INHIB (SNRIS)	H7C	11,790	1.20	\$386,565.18
24	BETA-ADRENERGIC AND GLUCOCORTICOID COMBINATIONS	J5G	11,670	1.20	\$3,471,611.13
25	LOOP DIURETICS	R1M	11,602	1.20	\$76,020.65
Totals:			593,224	60.50	\$27,808,204.36

Top 12 Therapeutic Classes by Prescription Count

Reporting Months (4th Quarter): 10/01/2015 - 12/31/2015

Top 12 Therapeutic Classes by Prescription Count



Amount Paid

ANTICONSULSANTS	\$4,537,161.28
ANALGESICS, NARCOTICS	\$1,492,778.95
PROTON-PUMP INHIBITORS	\$2,067,223.67
ANTIHYPERLIPIDEMIC - HMG COA REDUCTASE INHIBITORS	\$969,545.80
SELECTIVE SEROTONIN REUPTAKE INHIBITOR (SSRIS)	\$280,181.34
ANTIHISTAMINES - 2ND GENERATION	\$225,669.09
ANTI-ANXIETY DRUGS	\$243,608.15
BETA-ADRENERGIC AGENTS	\$1,286,516.07
NSAIDS, CYCLOOXYGENASE INHIBITOR - TYPE	\$284,435.57
BETA-ADRENERGIC BLOCKING AGENTS	\$368,612.11
ANTIHYPERTENSIVES, ACE INHIBITORS	\$158,430.18
ANTIPSYCHOTICS, ATYPICAL, DOPAMINE, & SEROTONIN ANTAG	\$2,718,739.41

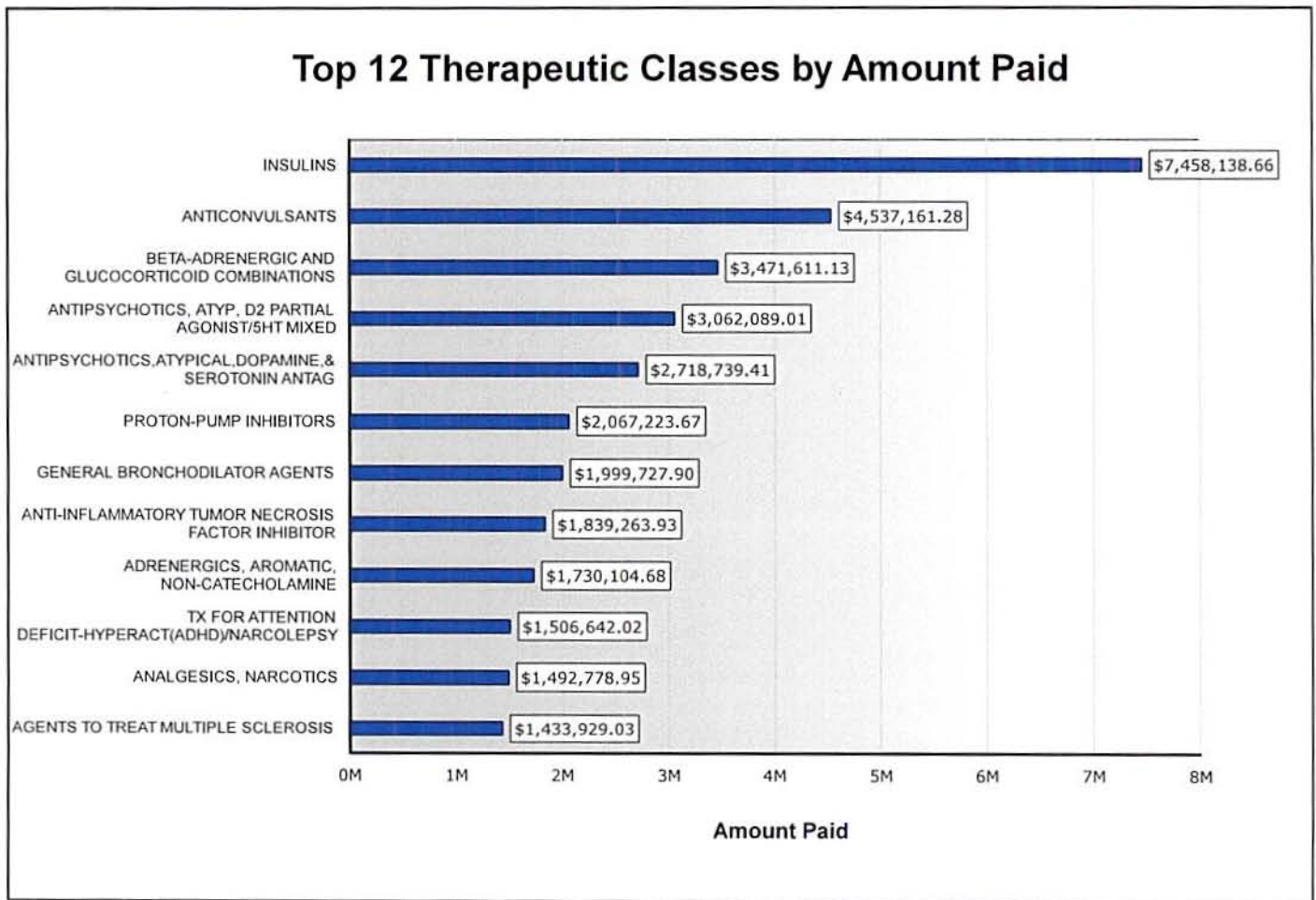
Top 25 Therapeutic Classes by Amount Paid

Reporting Months (4th Quarter): 10/01/2015 - 12/31/2015

	Therapeutic Class	Therapeutic Class Code	Amount Paid	% of Total Amount Paid	Prescription Count
1	INSULINS	C4G	\$7,458,138.66	10.50	14,989
2	ANTICONVULSANTS	H4B	\$4,537,161.28	6.40	73,826
3	BETA-ADRENERGIC AND GLUCOCORTICOID COMBINATIONS	J5G	\$3,471,611.13	4.90	11,670
4	ANTIPSYCHOTICS, ATYP, D2 PARTIAL AGONIST/5HT MIXED	H7X	\$3,062,089.01	4.30	3,584
5	ANTIPSYCHOTICS, ATYPICAL, DOPAMINE, & SEROTONIN ANTAG	H7T	\$2,718,739.41	3.80	21,026
6	PROTON-PUMP INHIBITORS	D4J	\$2,067,223.67	2.90	42,912
7	GENERAL BRONCHODILATOR AGENTS	A1D	\$1,999,727.90	2.80	7,047
8	ANTI-INFLAMMATORY TUMOR NECROSIS FACTOR INHIBITOR	S2J	\$1,839,263.93	2.60	500
9	ADRENERGICS, AROMATIC, NON-CATECHOLAMINE	J5B	\$1,730,104.68	2.40	10,044
10	TX FOR ATTENTION DEFICIT-HYPERACT(ADHD)/NARCOLEPSY	H2V	\$1,506,642.02	2.10	9,030
11	ANALGESICS, NARCOTICS	H3A	\$1,492,778.95	2.10	43,332
12	AGENTS TO TREAT MULTIPLE SCLEROSIS	H0E	\$1,433,929.03	2.00	270
13	BETA-ADRENERGIC AGENTS	J5D	\$1,286,516.07	1.80	25,530
14	HEP C VIRUS - NS5B POLYMERASE & NS5A INHIB. COMBO.	W0B	\$1,156,753.00	1.60	46
15	ANTINEOPLASTIC SYSTEMIC ENZYME INHIBITORS	V1Q	\$1,128,607.10	1.60	127
16	ANTIHYPERGLYCEMIC, DPP-4 INHIBITORS	C4J	\$984,701.90	1.40	2,994
17	ANTIHYPERLIPIDEMIC - HMG COA REDUCTASE INHIBITORS	M4D	\$969,545.80	1.40	34,972
18	HEP C VIRUS, NUCLEOTIDE ANALOG NS5B POLYMERASE INH	W5Y	\$885,444.50	1.30	41
19	LIPOTROPICS	M4E	\$813,499.59	1.20	8,634
20	BLOOD SUGAR DIAGNOSTICS	M4A	\$701,384.47	1.00	10,920
21	GROWTH HORMONES	P1A	\$686,262.66	1.00	246
22	TX FOR ATTENTION DEFICIT-HYPERACT.(ADHD), NRI-TYPE	H7Y	\$631,718.76	0.90	1,937
23	CYSTIC FIBROSIS-CFTR POTENTIATOR & CORRECTOR COMB.	B0F	\$610,001.70	0.90	32
24	NASAL ANTI-INFLAMMATORY STEROIDS	Q7P	\$540,141.16	0.80	10,861
25	ANTINEOPLASTIC - MTOR KINASE INHIBITORS	V3C	\$532,605.89	0.80	51
Totals:			\$44,244,592.27	62.50	334,621

Top 12 Therapeutic Classes by Amount Paid

Reporting Months (4th Quarter): 10/01/2015 - 12/31/2015



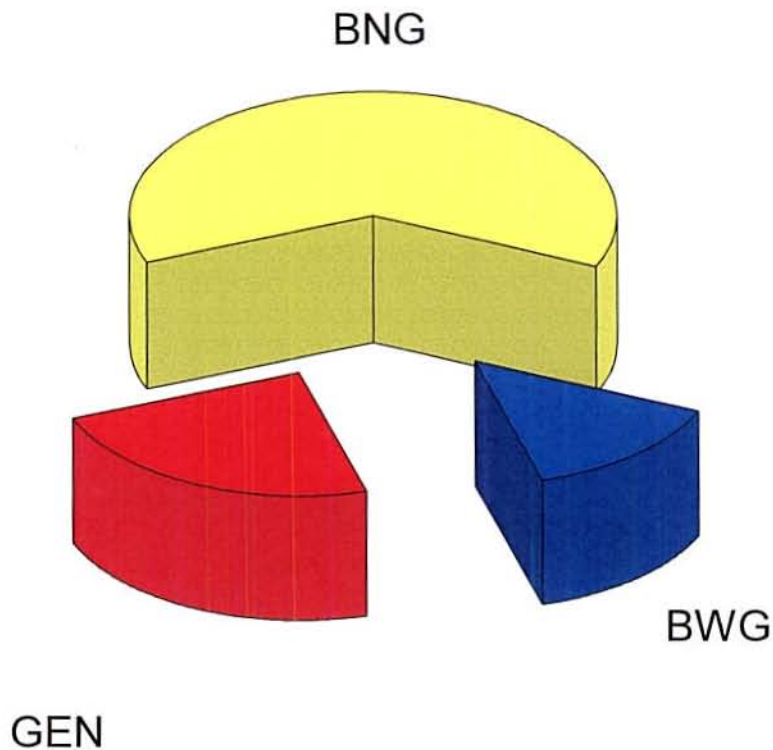
Prescriptions

INSULINS	14,989
ANTICONSULSANTS	73,826
BETA-ADRENERGIC AND GLUCOCORTICOID COMBINATIONS	11,670
ANTIPSYCHOTICS, ATYP, D2 PARTIAL AGONIST/5HT MIXED	3,584
ANTIPSYCHOTICS, ATYPICAL, DOPAMINE, & SEROTONIN ANTAG	21,026
PROTON-PUMP INHIBITORS	42,912
GENERAL BRONCHODILATOR AGENTS	7,047
ANTI-INFLAMMATORY TUMOR NECROSIS FACTOR INHIBITOR	500
ADRENERGICS, AROMATIC, NON-CATECHOLAMINE	10,044
TX FOR ATTENTION DEFICIT-HYPERACT(ADHD)/NARCOLEPSY	9,030
ANALGESICS, NARCOTICS	43,332
AGENTS TO TREAT MULTIPLE SCLEROSIS	270

Generic Utilization Summary By Amount Paid

Reporting Months (4th Quarter): 10/01/2015 - 12/31/2015

Generic Utilization Summary by Amount Paid



	BNG	\$44,444,951	62.9%
	BWG	\$9,803,470	13.9%
	GEN	\$16,445,654	23.3%
Total:		\$70,694,075	100.0%

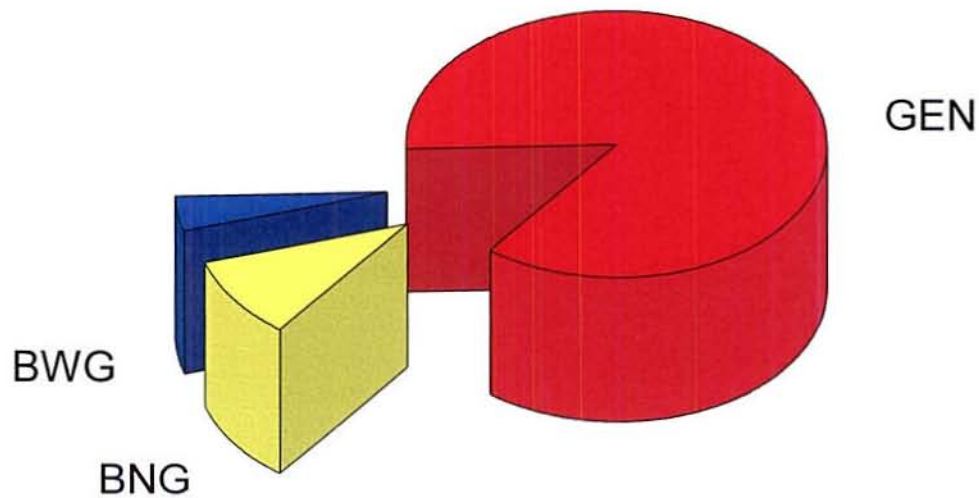
BNG = Brand With no Generic Available BWG = Brand Dispensed when Generic Available
GEN=Generic

Generic Utilization Summary by Number of Prescriptions

Reporting Months (4th Quarter): 10/01/2015 - 12/31/2015

Generic Utilization Summary

by Number of Prescriptions

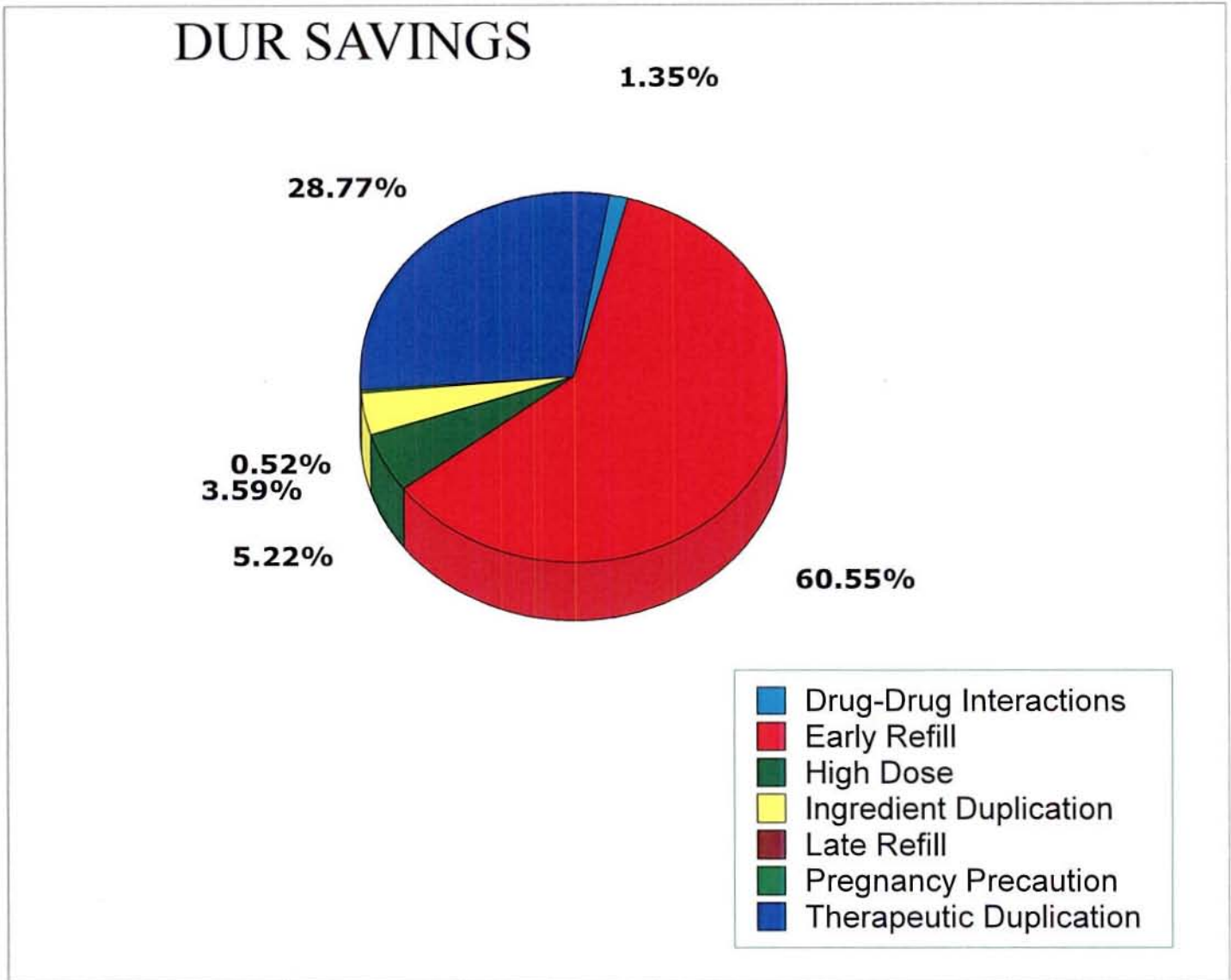


	BNG	97,677	10.0%
	BWG	41,345	4.2%
	GEN	840,858	85.8%
Total:		979,880	100.0%

BNG = Brand With no Generic Available **BWG = Brand Dispensed when Generic Available**
GEN=Generic

Drug Utilization Review Savings

Reporting Months (4th Quarter) 10/01/2015 - 12/31/2015



Code	Description	Amount Saved	% of Savings
DD	Drug-Drug Interactions	\$140,109.80	1.00
ER	Early Refill	\$6,269,397.28	61.00
HD	High Dose	\$541,349.52	5.00
ID	Ingredient Duplication	\$371,750.41	4.00
LR	Late Refill	\$0.00	0.00
PG	Pregnancy Precaution	\$53,992.49	1.00
TD	Therapeutic Duplication	\$2,978,063.43	29.00
Totals:		\$10,354,662.94	101.00