

**West Virginia Department of Health and Human Resources
Bureau for Medical Services**

**DUR QUARTERLY OVERALL SUMMARY REPORT
FOR THE PERIOD 04/01/2015 THROUGH 06/30/2015**

Categories	2nd Qtr 2015	2nd Qtr 2014	% Change
Total Paid Amount	\$116,856,542.91	\$86,926,404.13	34.43
Eligible Members	258,014	227,036	13.64
Utilizing Eligibles	167,378	142,749	17.25
Total # Prescriptions	1,929,917	1,581,422	22.04
Cost per Utilizing Member	\$698.16	\$608.95	14.65
Average # Prescriptions per Utilizer	11.00	11.00	0.00
Average Cost per Prescription	\$60.55	\$54.97	10.16
# Generic Prescriptions	1,681,698	1,356,720	23.95
% Generic Prescriptions	87.00	85.00	2.35
Total Cost - Generics	\$30,212,196.29	\$23,056,109.01	31.04
Average Generic Prescription Cost	\$17.97	\$16.99	5.71
Average Days Supply - Generics	25.00	25.00	0.00
# Brand Prescriptions	248,219	224,702	10.47
% Brand Prescriptions	12.00	14.00	-14.29
Total Cost - Brand	\$86,644,346.62	\$63,870,295.12	35.66
Average Brand Prescription Cost	\$349.06	\$284.24	22.80
Average Days Supply - Brand	26.00	26.00	0.00
Rebates Collected	\$80,795,234.72	\$40,609,595.02	98.96

West Virginia Pharmacy Services



Drug Utilization Review (DUR)

2nd Quarter 2015

Prepared by:



Top 25 Therapeutic Classes By Prescription Count

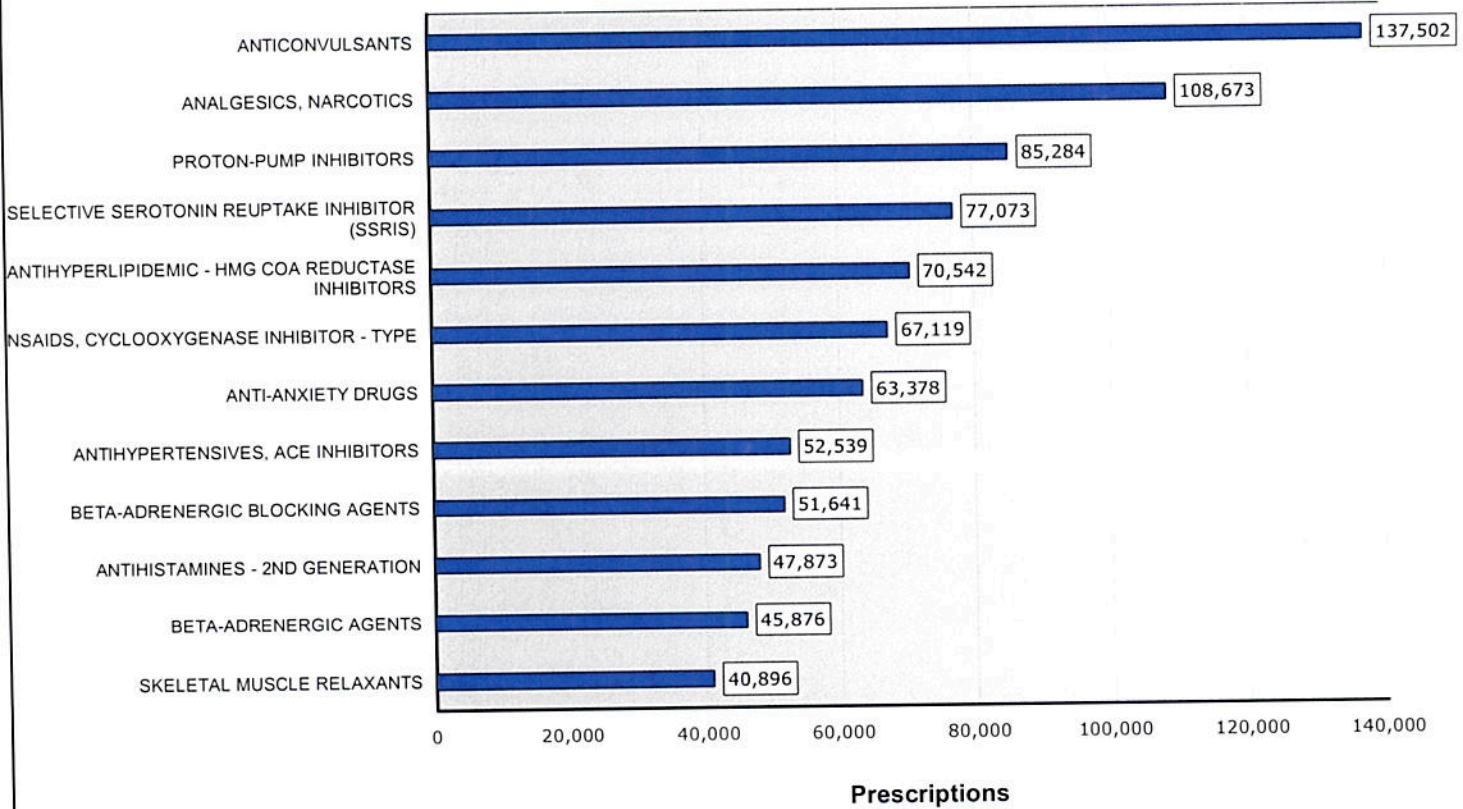
Reporting Months (2nd Quarter): 04/01/2015 - 06/30/2015

Rank	Therapeutic Class	Therapeutic Class Code	Prescription Count	% of Total Prescription Count	Amount Paid
1	ANTICONVULSANTS	H4B	137,502	7.00	\$6,701,479.91
2	ANALGESICS, NARCOTICS	H3A	108,673	5.60	\$3,168,366.05
3	PROTON-PUMP INHIBITORS	D4J	85,284	4.40	\$2,498,320.04
4	SELECTIVE SEROTONIN REUPTAKE INHIBITOR (SSRIS)	H2S	77,073	3.90	\$618,748.52
5	ANTIHYPERLIPIDEMIC - HMG COA REDUCTASE INHIBITORS	M4D	70,542	3.60	\$1,915,052.58
6	NSAIDS, CYCLOOXYGENASE INHIBITOR - TYPE	S2B	67,119	3.40	\$677,282.46
7	ANTI-ANXIETY DRUGS	H2F	63,378	3.20	\$513,228.38
8	ANTIHYPERTENSIVES, ACE INHIBITORS	A4D	52,539	2.70	\$339,454.12
9	BETA-ADRENERGIC BLOCKING AGENTS	J7C	51,641	2.60	\$759,664.61
10	ANTIHISTAMINES - 2ND GENERATION	Z2Q	47,873	2.40	\$337,801.06
11	BETA-ADRENERGIC AGENTS	J5D	45,876	2.30	\$2,321,587.11
12	SKELETAL MUSCLE RELAXANTS	H6H	40,896	2.10	\$514,884.24
13	THYROID HORMONES	P3A	38,176	2.00	\$523,541.64
14	ANTIPSYCHOTICS, ATYPICAL, DOPAMINE, & SEROTONIN ANTAG	H7T	34,571	1.80	\$4,023,102.15
15	ANTIHYPERGLYCEMIC, BIGUANIDE TYPE	C4L	33,123	1.70	\$380,300.00
16	VITAMIN D PREPARATIONS	C6D	32,815	1.70	\$218,591.62
17	ANTIHISTAMINES - 1ST GENERATION	Z2P	28,601	1.50	\$300,389.86
18	SEROTONIN-NOREPINEPHRINE REUPTAKE-INHIB (SNRIS)	H7C	28,296	1.40	\$897,734.50
19	INSULINS	C4G	26,807	1.40	\$12,332,494.94
20	PENICILLINS	W1A	26,780	1.40	\$384,375.20
21	CALCIUM CHANNEL BLOCKING AGENTS	A9A	26,163	1.30	\$280,644.00
22	GLUCOCORTICOIDS	P5A	25,533	1.30	\$535,227.35
23	HISTAMINE H2-RECEPTOR INHIBITORS	Z2D	23,946	1.20	\$205,807.92
24	LEUKOTRIENE RECEPTOR ANTAGONISTS	Z4B	23,461	1.20	\$544,319.92
25	NASAL ANTI-INFLAMMATORY STEROIDS	Q7P	23,078	1.20	\$1,432,544.88
Totals:			1,219,746	62.30	\$42,424,943.06

Top 12 Therapeutic Classes by Prescription Count

Reporting Months (2nd Quarter): 04/01/2015 - 06/30/2015

Top 12 Therapeutic Classes by Prescription Count



Amount Paid

ANTICONSULSANTS	\$6,701,479.91
ANALGESICS, NARCOTICS	\$3,168,366.05
PROTON-PUMP INHIBITORS	\$2,498,320.04
SELECTIVE SEROTONIN REUPTAKE INHIBITOR (SSRIS)	\$618,748.52
ANTHYPERLIPIDEMIC - HMG COA REDUCTASE INHIBITORS	\$1,915,052.58
NSAIDS, CYCLOOXYGENASE INHIBITOR - TYPE	\$677,282.46
ANTI-ANXIETY DRUGS	\$513,228.38
ANTHYPERTENSIVES, ACE INHIBITORS	\$339,454.12
BETA-ADRENERGIC BLOCKING AGENTS	\$759,664.61
ANTIHISTAMINES - 2ND GENERATION	\$337,801.06
BETA-ADRENERGIC AGENTS	\$2,321,587.11
SKELETAL MUSCLE RELAXANTS	\$514,884.24

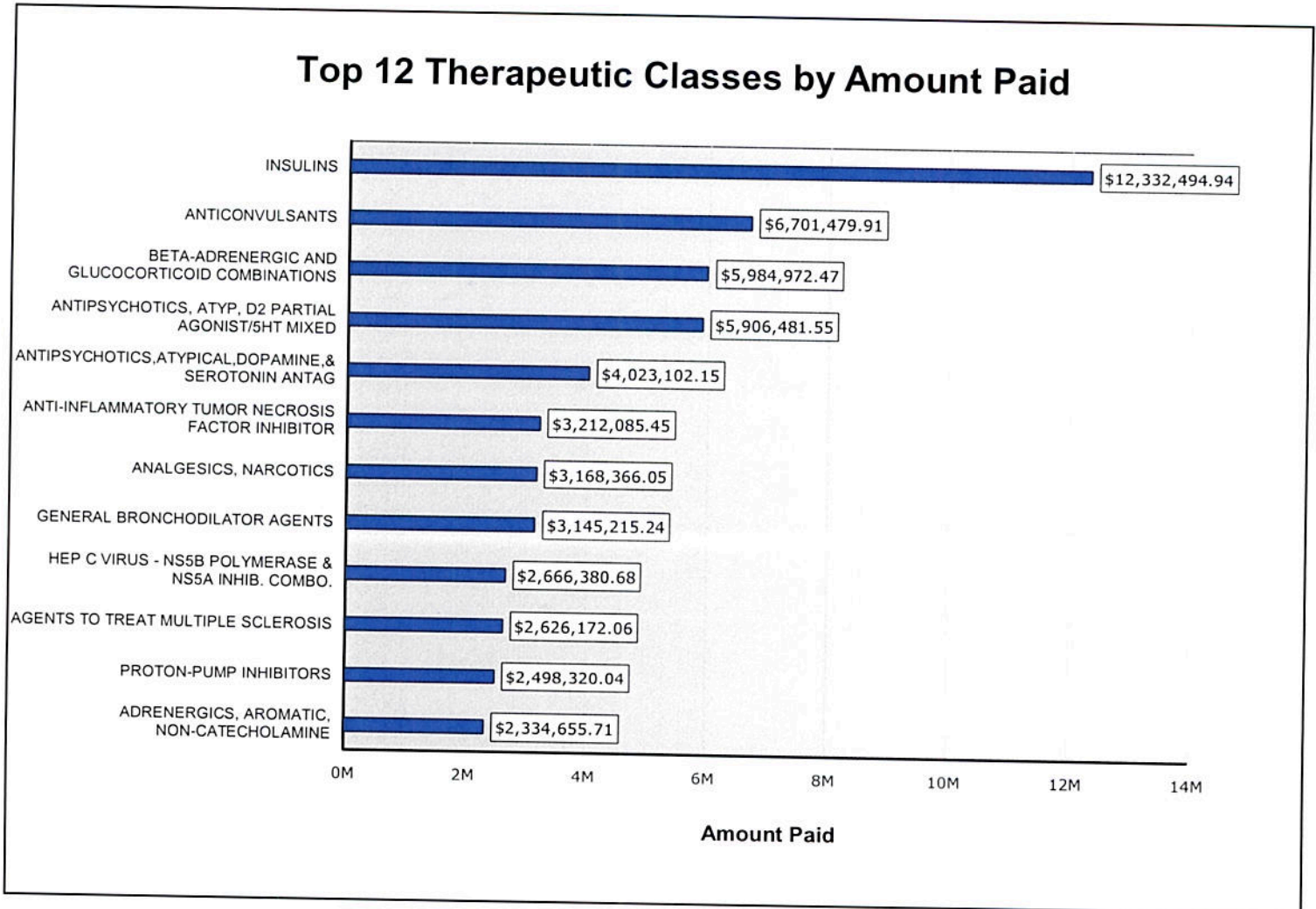
Top 25 Therapeutic Classes by Amount Paid

Reporting Months (2nd Quarter): 04/01/2015 - 06/30/2015

	Therapeutic Class	Therapeutic Class Code	Amount Paid	% of Total Amount Paid	Prescription Count
1	INSULINS	C4G	\$12,332,494.94	10.50	26,807
2	ANTICONVULSANTS	H4B	\$6,701,479.91	5.70	137,502
3	BETA-ADRENERGIC AND GLUCOCORTICOID COMBINATIONS	J5G	\$5,984,972.47	5.10	20,967
4	ANTIPSYCHOTICS, ATYP, D2 PARTIAL AGONIST/5HT MIXED	H7X	\$5,906,481.55	5.00	6,572
5	ANTIPSYCHOTICS, ATYPICAL, DOPAMINE, & SEROTONIN ANTAG	H7T	\$4,023,102.15	3.40	34,571
6	ANTI-INFLAMMATORY TUMOR NECROSIS FACTOR INHIBITOR	S2J	\$3,212,085.45	2.70	978
7	ANALGESICS, NARCOTICS	H3A	\$3,168,366.05	2.70	108,673
8	GENERAL BRONCHODILATOR AGENTS	A1D	\$3,145,215.24	2.70	11,332
9	HEP C VIRUS - NS5B POLYMERASE & NS5A INHIB. COMBO.	W0B	\$2,666,380.68	2.30	105
10	AGENTS TO TREAT MULTIPLE SCLEROSIS	H0E	\$2,626,172.06	2.20	507
11	PROTON-PUMP INHIBITORS	D4J	\$2,498,320.04	2.10	85,284
12	ADRENERGICS, AROMATIC, NON-CATECHOLAMINE	J5B	\$2,334,655.71	2.00	15,133
13	BETA-ADRENERGIC AGENTS	J5D	\$2,321,587.11	2.00	45,876
14	NARCOTIC WITHDRAWAL THERAPY AGENTS	H3W	\$2,285,583.19	2.00	19,442
15	ANTIHYPERLIPIDEMIC - HMG COA REDUCTASE INHIBITORS	M4D	\$1,915,052.58	1.60	70,542
16	ANTIHYPERGLYCEMIC, DPP-4 INHIBITORS	C4J	\$1,846,598.86	1.60	5,759
17	TX FOR ATTENTION DEFICIT-HYPERACT(ADHD)/NARCOLEPSY	H2V	\$1,692,106.94	1.40	10,564
18	ANTINEOPLASTIC SYSTEMIC ENZYME INHIBITORS	V1Q	\$1,511,907.76	1.30	181
19	LIPOTROPICS	M4E	\$1,446,134.16	1.20	15,847
20	NASAL ANTI-INFLAMMATORY STEROIDS	Q7P	\$1,432,544.88	1.20	23,078
21	ANTISERA	W7K	\$1,295,641.81	1.10	283
22	BLOOD SUGAR DIAGNOSTICS	M4A	\$1,288,248.89	1.10	20,606
23	SEROTONIN-NOREPINEPHRINE REUPTAKE-INHIB (SNRIS)	H7C	\$897,734.50	0.80	28,296
24	GROWTH HORMONES	P1A	\$866,726.87	0.70	293
25	HEPARIN AND RELATED PREPARATIONS	M9K	\$796,026.59	0.70	938
Totals:			\$74,195,620.39	63.10	690,136

Top 12 Therapeutic Classes by Amount Paid

Reporting Months (2nd Quarter): 04/01/2015 - 06/30/2015



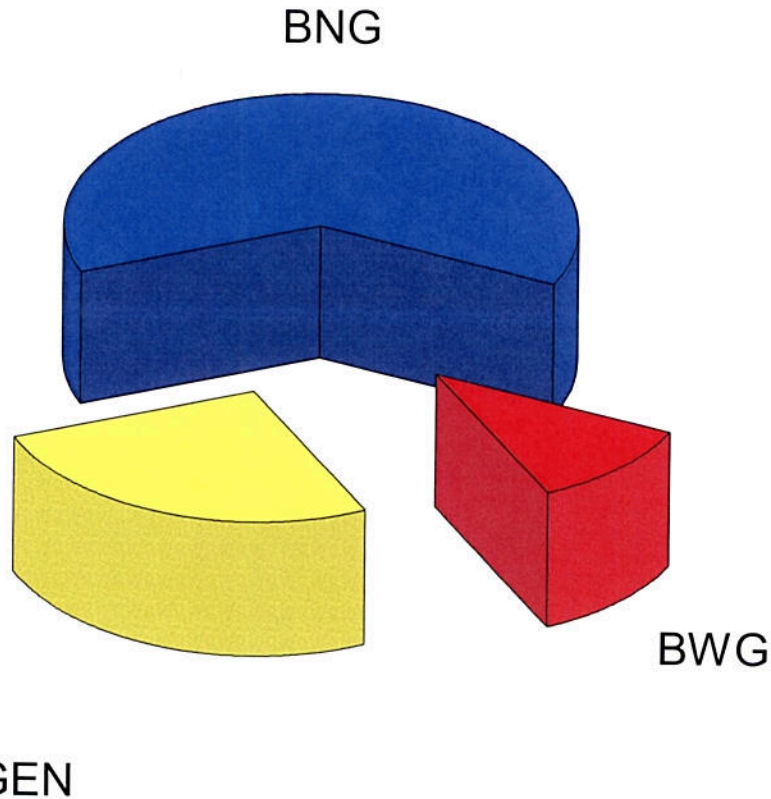
Prescriptions




INSULINS	26,807
ANTICONVULSANTS	137,502
BETA-ADRENERGIC AND GLUCOCORTICOID COMBINATIONS	20,967
ANTIPSYCHOTICS, ATYP, D2 PARTIAL AGONIST/5HT MIXED	6,572
ANTIPSYCHOTICS, ATYPICAL, DOPAMINE, & SEROTONIN ANTAG	34,571
ANTI-INFLAMMATORY TUMOR NECROSIS FACTOR INHIBITOR	978
ANALGESICS, NARCOTICS	108,673
GENERAL BRONCHODILATOR AGENTS	11,332
HEP C VIRUS - NS5B POLYMERASE & NS5A INHIB. COMBO.	105
AGENTS TO TREAT MULTIPLE SCLEROSIS	507
PROTON-PUMP INHIBITORS	85,284
ADRENERGICS, AROMATIC, NON-CATECHOLAMINE	15,133

Generic Utilization Summary By Amount Paid

Reporting Months (2nd Quarter): 04/01/2015 - 06/30/2015

Generic Utilization Summary by Amount Paid



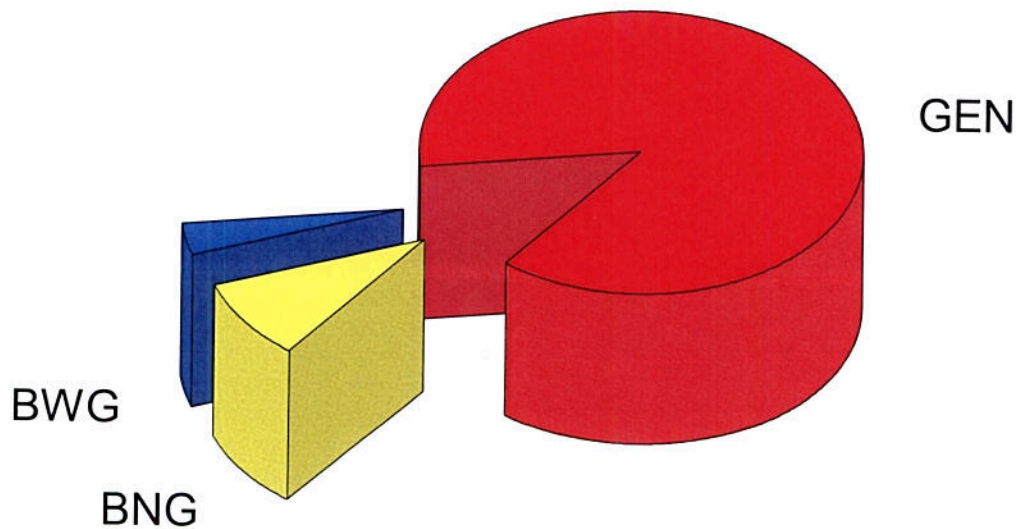
	BNG	\$73,761,731	63.0%
	BWG	\$12,898,090	11.0%
	GEN	\$30,405,990	26.0%
Total:		\$117,065,811	100.0%




BNG = Brand With no Generic Available BWG = Brand Dispensed when Generic Available
GEN=Generic

Generic Utilization Summary by Number of Prescriptions

Reporting Months (2nd Quarter): 04/01/2015 - 06/30/2015

Generic Utilization Summary by Number of Prescriptions



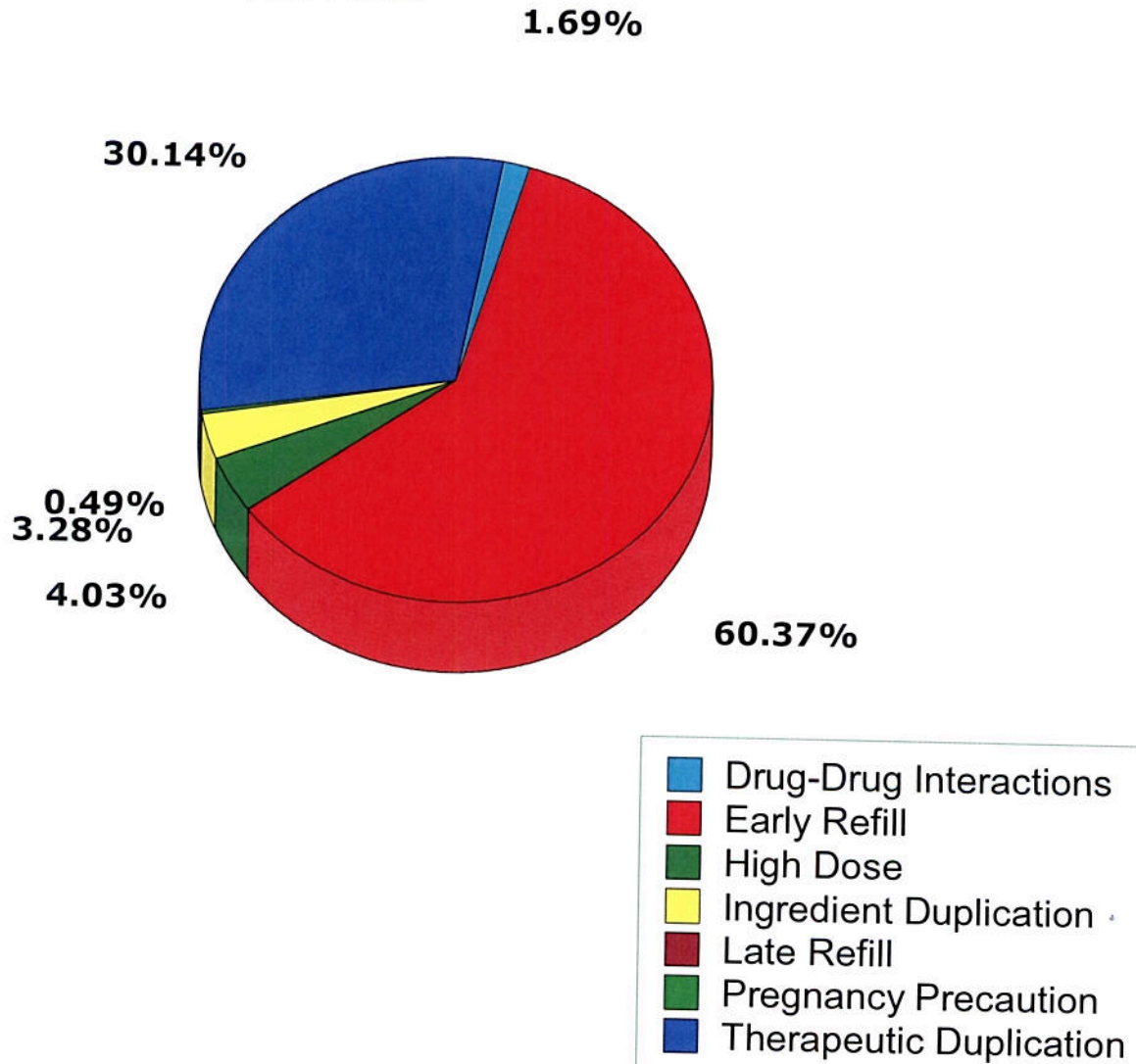
	BNG	178,874	9.2%
	BWG	69,484	3.6%
	GEN	1,705,870	87.3%
Total:		1,954,228	100.0%

BNG = Brand With no Generic Available **BWG = Brand Dispensed when Generic Available**
GEN=Generic

Drug Utilization Review Savings

Reporting Months (2nd Quarter) 04/01/2015 - 06/30/2015

DUR SAVINGS



Code	Description	Amount Saved	% of Savings
DD	Drug-Drug Interactions	\$264,190.47	2.00
ER	Early Refill	\$9,418,021.99	60.00
HD	High Dose	\$630,276.09	4.00
ID	Ingredient Duplication	\$511,952.10	3.00
LR	Late Refill	\$0.00	0.00
PG	Pregnancy Precaution	\$77,372.66	0.00
TD	Therapeutic Duplication	\$4,702,638.77	30.00
Totals:		\$15,604,452.07	99.00