

# West Virginia Pharmacy Services



## Drug Utilization Review (DUR)

**1st Quarter 2015**

Prepared by:  **MOLINA<sup>™</sup>**  
Medicaid Solutions

**West Virginia Department of Health and Human Resources  
Bureau for Medical Services**

**DUR QUARTERLY OVERALL SUMMARY REPORT  
FOR THE PERIOD 01/01/2015 THROUGH 03/31/2015**

<b>Categories</b>	<b>1st Qtr 2015</b>	<b>1st Qtr 2014</b>	<b>% Change</b>
<b>Total Paid Amount</b>	\$107,849,996.74	\$78,815,902.17	36.84
<b>Eligible Members</b>	256,467	201,127	27.51
<b>Utilizing Eligibles</b>	165,888	120,484	37.68
<b>Total # Prescriptions</b>	1,806,653	1,363,874	32.46
<b>Cost per Utilizing Member</b>	\$650.14	\$654.16	-0.62
<b>Average # Prescriptions per Utilizer</b>	10.00	11.00	-9.09
<b>Average Cost per Prescription</b>	\$59.70	\$57.79	3.30
<b># Generic Prescriptions</b>	1,566,799	1,155,054	35.65
<b>% Generic Prescriptions</b>	86.00	84.00	2.38
<b>Total Cost - Generics</b>	\$28,605,148.79	\$19,940,069.32	43.46
<b>Average Generic Prescription Cost</b>	\$18.26	\$17.26	5.76
<b>Average Days Supply - Generics</b>	25.00	25.00	0.00
<b># Brand Prescriptions</b>	239,854	208,820	14.86
<b>% Brand Prescriptions</b>	13.00	15.00	-13.33
<b>Total Cost - Brand</b>	\$79,244,847.95	\$58,875,832.85	34.60
<b>Average Brand Prescription Cost</b>	\$330.39	\$281.95	17.18
<b>Average Days Supply - Brand</b>	25.00	26.00	-3.85
<b>Rebates Collected</b>	\$34,427,134.15	\$47,154,991.24	-26.99

Drug Utilization Review Board Meeting

Disclaimer: This report is for trending purposes only and is not intended to match other financial reports.

## Top 25 Therapeutic Classes By Prescription Count

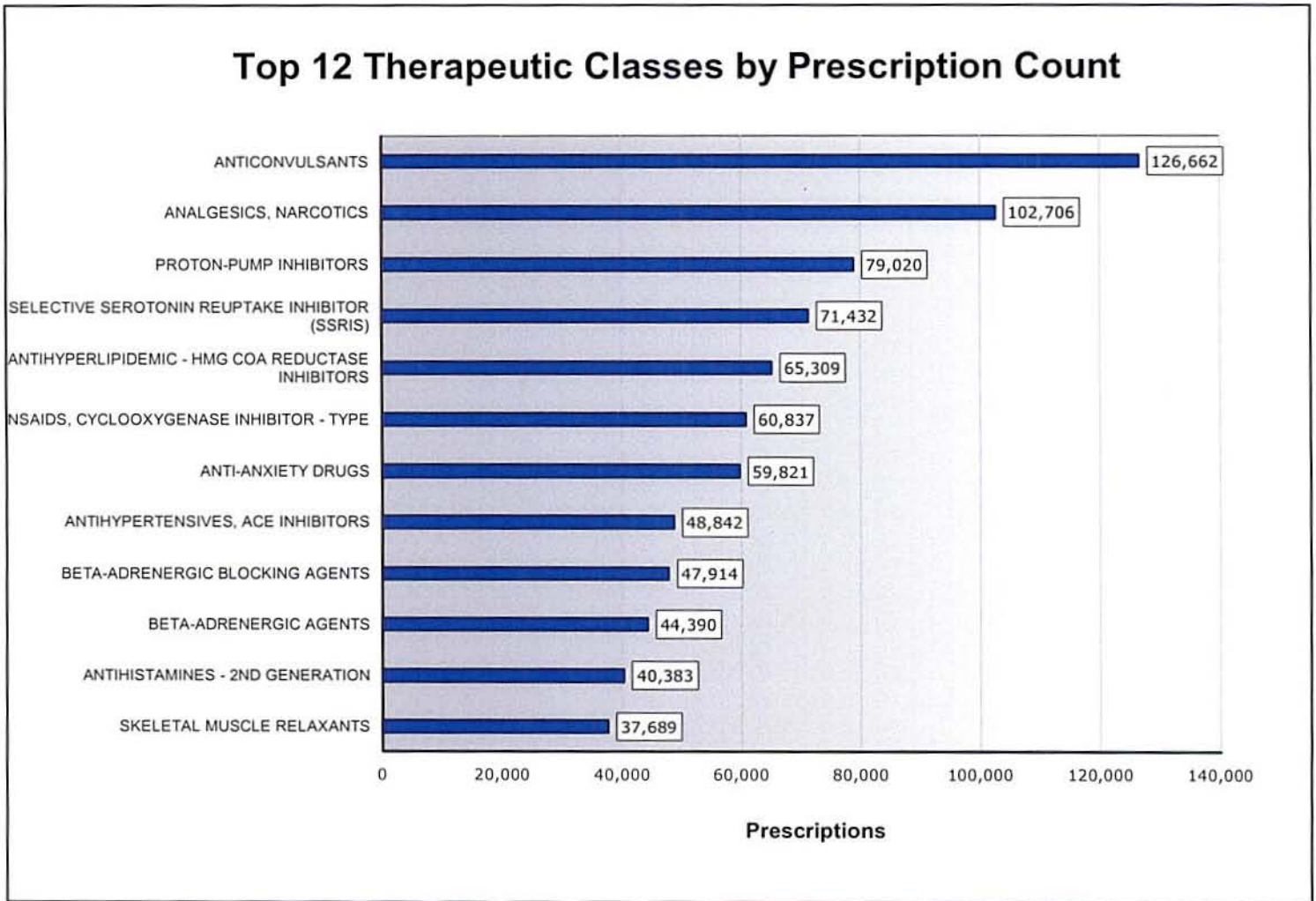
Reporting Months (1st Quarter): 01/01/2015 - 03/31/2015

Rank	Therapeutic Class	Therapeutic Class Code	Prescription Count	% of Total Prescription Count	Amount Paid
1	ANTICONVULSANTS	H4B	126,662	6.90	\$6,085,421.47
2	ANALGESICS, NARCOTICS	H3A	102,706	5.60	\$3,181,233.82
3	PROTON-PUMP INHIBITORS	D4J	79,020	4.30	\$2,626,994.59
4	SELECTIVE SEROTONIN REUPTAKE INHIBITOR (SSRIS)	H2S	71,432	3.90	\$576,760.35
5	ANTIHYPERLIPIDEMIC - HMG COA REDUCTASE INHIBITORS	M4D	65,309	3.60	\$1,530,561.17
6	NSAIDS, CYCLOOXYGENASE INHIBITOR - TYPE	S2B	60,837	3.30	\$622,344.64
7	ANTI-ANXIETY DRUGS	H2F	59,821	3.30	\$480,595.57
8	ANTIHYPERTENSIVES, ACE INHIBITORS	A4D	48,842	2.70	\$307,899.80
9	BETA-ADRENERGIC BLOCKING AGENTS	J7C	47,914	2.60	\$711,198.71
10	BETA-ADRENERGIC AGENTS	J5D	44,390	2.40	\$2,157,002.88
11	ANTIHISTAMINES - 2ND GENERATION	Z2Q	40,383	2.20	\$284,232.09
12	SKELETAL MUSCLE RELAXANTS	H6H	37,689	2.10	\$440,080.70
13	THYROID HORMONES	P3A	35,375	1.90	\$513,163.34
14	ANTIPSYCHOTICS, ATYPICAL, DOPAMINE, & SEROTONIN ANTAG	H7T	32,386	1.80	\$3,957,408.37
15	ANTIHYPERGLYCEMIC, BIGUANIDE TYPE	C4L	30,563	1.70	\$357,375.74
16	PENICILLINS	W1A	29,644	1.60	\$433,165.56
17	VITAMIN D PREPARATIONS	C6D	27,906	1.50	\$185,151.93
18	ANTIHISTAMINES - 1ST GENERATION	Z2P	26,353	1.40	\$279,131.33
19	SEROTONIN-NOREPINEPHRINE REUPTAKE-INHIB (SNRIS)	H7C	26,162	1.40	\$1,164,256.48
20	INSULINS	C4G	25,689	1.40	\$11,656,633.57
21	GLUCOCORTICOIDS	P5A	24,812	1.40	\$520,225.69
22	CALCIUM CHANNEL BLOCKING AGENTS	A9A	24,114	1.30	\$261,710.42
23	HISTAMINE H2-RECEPTOR INHIBITORS	Z2D	21,437	1.20	\$177,114.18
24	THIAZIDE AND RELATED DIURETICS	R1F	20,677	1.10	\$141,901.52
25	LEUKOTRIENE RECEPTOR ANTAGONISTS	Z4B	20,277	1.10	\$470,646.86
<b>Totals:</b>			<b>1,130,400</b>	<b>61.70</b>	<b>\$39,122,210.78</b>



## Top 12 Therapeutic Classes by Prescription Count

Reporting Months (1st Quarter): 01/01/2015 - 03/31/2015



### Amount Paid

ANTICONVULSANTS	\$6,085,421.47
ANALGESICS, NARCOTICS	\$3,181,233.82
PROTON-PUMP INHIBITORS	\$2,626,994.59
SELECTIVE SEROTONIN REUPTAKE INHIBITOR (SSRIS)	\$576,760.35
ANTIHYPERTENSIVES - HMG COA REDUCTASE INHIBITORS	\$1,530,561.17
NSAIDS, CYCLOOXYGENASE INHIBITOR - TYPE	\$622,344.64
ANTI-ANXIETY DRUGS	\$480,595.57
ANTIHYPERTENSIVES, ACE INHIBITORS	\$307,899.80
BETA-ADRENERGIC BLOCKING AGENTS	\$711,198.71
BETA-ADRENERGIC AGENTS	\$2,157,002.88
ANTIHISTAMINES - 2ND GENERATION	\$284,232.09
SKELETAL MUSCLE RELAXANTS	\$440,080.70

## Top 25 Therapeutic Classes by Amount Paid

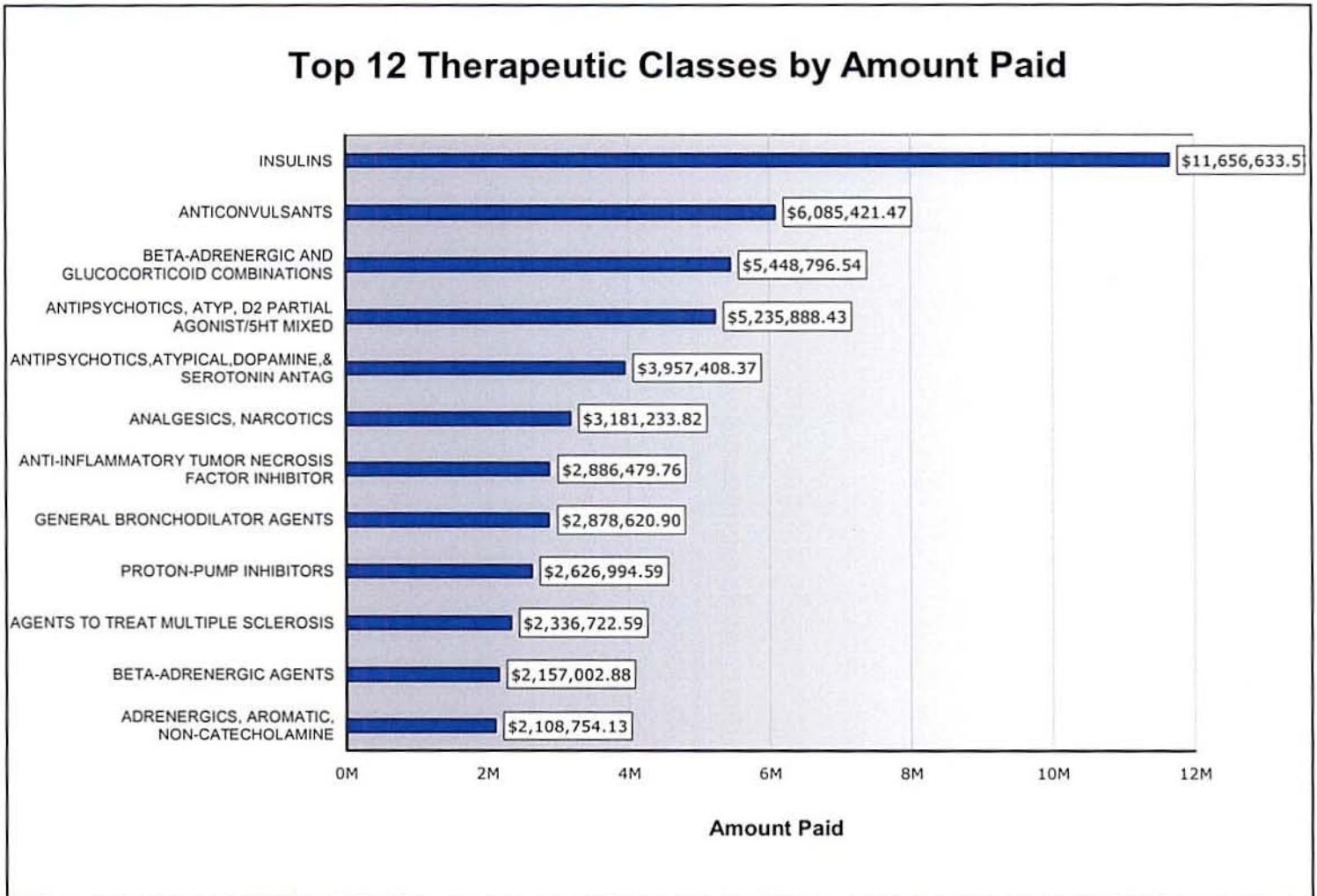
Reporting Months (1st Quarter): 01/01/2015 - 03/31/2015

	Therapeutic Class	Therapeutic Class Code	Amount Paid	% of Total Amount Paid	Prescription Count
1	INSULINS	C4G	\$11,656,633.57	10.80	25,689
2	ANTICONVULSANTS	H4B	\$6,085,421.47	5.60	126,662
3	BETA-ADRENERGIC AND GLUCOCORTICOID COMBINATIONS	J5G	\$5,448,796.54	5.00	19,313
4	ANTIPSYCHOTICS, ATYP, D2 PARTIAL AGONIST/5HT MIXED	H7X	\$5,235,888.43	4.80	6,081
5	ANTIPSYCHOTICS, ATYPICAL, DOPAMINE, & SEROTONIN ANTAG	H7T	\$3,957,408.37	3.70	32,386
6	ANALGESICS, NARCOTICS	H3A	\$3,181,233.82	2.90	102,706
7	ANTI-INFLAMMATORY TUMOR NECROSIS FACTOR INHIBITOR	S2J	\$2,886,479.76	2.70	940
8	GENERAL BRONCHODILATOR AGENTS	A1D	\$2,878,620.90	2.70	10,785
9	PROTON-PUMP INHIBITORS	D4J	\$2,626,994.59	2.40	79,020
10	AGENTS TO TREAT MULTIPLE SCLEROSIS	H0E	\$2,336,722.59	2.20	457
11	BETA-ADRENERGIC AGENTS	J5D	\$2,157,002.88	2.00	44,390
12	ADRENERGICS, AROMATIC, NON-CATECHOLAMINE	J5B	\$2,108,754.13	2.00	13,747
13	NARCOTIC WITHDRAWAL THERAPY AGENTS	H3W	\$2,001,487.35	1.90	17,238
14	ANTISERA	W7K	\$1,677,761.00	1.60	368
15	LIPOTROPICS	M4E	\$1,609,659.50	1.50	15,172
16	ANTIHYPERGLYCEMIC, DPP-4 INHIBITORS	C4J	\$1,602,143.24	1.50	5,125
17	ANTIHYPERLIPIDEMIC - HMG COA REDUCTASE INHIBITORS	M4D	\$1,530,561.17	1.40	65,309
18	TX FOR ATTENTION DEFICIT-HYPERACT(ADHD)/NARCOLEPSY	H2V	\$1,511,127.78	1.40	9,760
19	HEP C VIRUS - NSSB POLYMERASE & NSSA INHIB. COMBO.	W0B	\$1,317,342.00	1.20	42
20	ANTINEOPLASTIC SYSTEMIC ENZYME INHIBITORS	V1Q	\$1,313,445.34	1.20	157
21	NASAL ANTI-INFLAMMATORY STEROIDS	Q7P	\$1,232,512.91	1.10	19,947
22	BLOOD SUGAR DIAGNOSTICS	M4A	\$1,210,513.03	1.10	19,151
23	SEROTONIN-NOREPINEPHRINE REUPTAKE-INHIB (SNRIS)	H7C	\$1,164,256.48	1.10	26,162
24	ANTIHYPERTENSIVES, ANGIOTENSIN RECEPTOR ANTAGONIST	A4F	\$901,790.88	0.80	13,393
25	ANTIVIRALS, GENERAL	W5A	\$838,390.70	0.80	10,010
<b>Totals:</b>			<b>\$68,470,948.43</b>	<b>63.40</b>	<b>664,010</b>



## Top 12 Therapeutic Classes by Amount Paid

Reporting Months (1st Quarter): 01/01/2015 - 03/31/2015



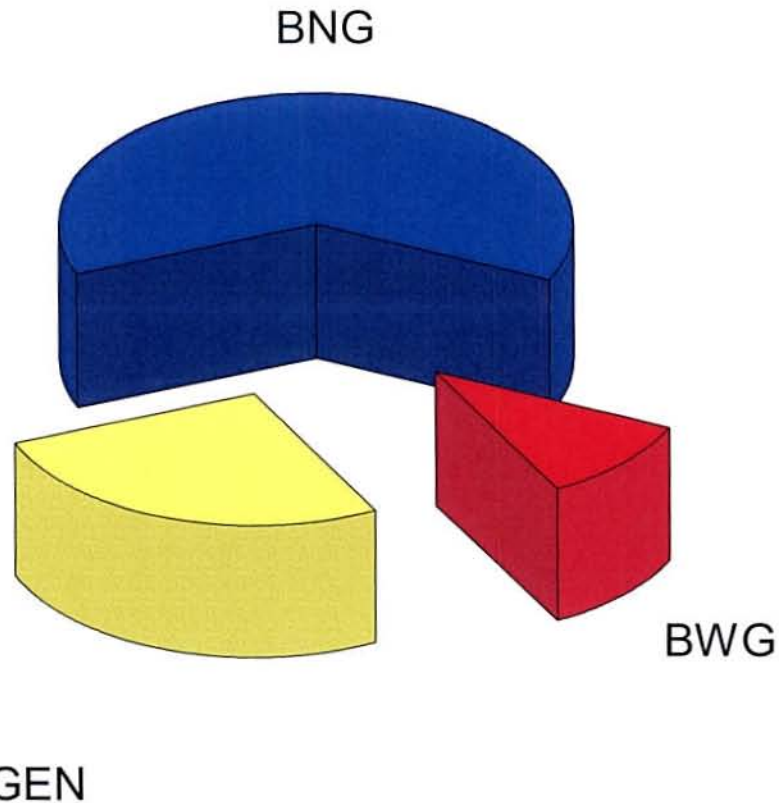
### Prescriptions




INSULINS	25,689
ANTICONVULSANTS	126,662
BETA-ADRENERGIC AND GLUCOCORTICOID COMBINATIONS	19,313
ANTIPSYCHOTICS, ATYP, D2 PARTIAL AGONIST/5HT MIXED	6,081
ANTIPSYCHOTICS, ATYPICAL, DOPAMINE, & SEROTONIN ANTAG	32,386
ANALGESICS, NARCOTICS	102,706
ANTI-INFLAMMATORY TUMOR NECROSIS FACTOR INHIBITOR	940
GENERAL BRONCHODILATOR AGENTS	10,785
PROTON-PUMP INHIBITORS	79,020
AGENTS TO TREAT MULTIPLE SCLEROSIS	457
BETA-ADRENERGIC AGENTS	44,390
ADRENERGICS, AROMATIC, NON-CATECHOLAMINE	13,747

# Generic Utilization Summary By Amount Paid

Reporting Months (1st Quarter ): 01/01/2015 - 03/31/2015

## Generic Utilization Summary by Amount Paid



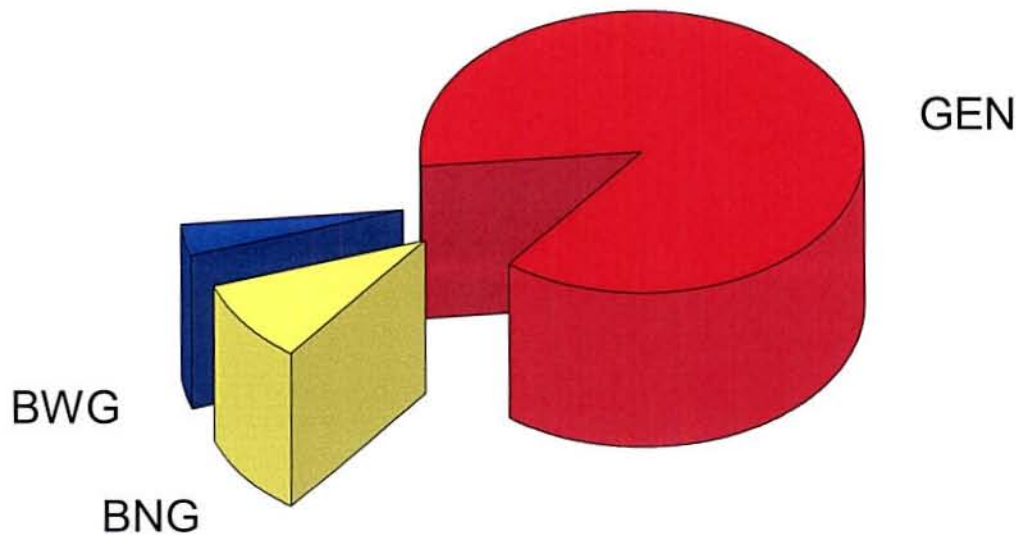
	BNG	\$68,149,762	63.1%
	BWG	\$11,108,121	10.3%
	GEN	\$28,776,884	26.6%
Total:		\$108,034,767	100.0%


**BNG = Brand With no Generic Available    BWG = Brand Dispensed when Generic Available**  
**GEN=Generic**

# Generic Utilization Summary by Number of Prescriptions

Reporting Months (1st Quarter ): 01/01/2015 - 03/31/2015

## Generic Utilization Summary by Number of Prescriptions



	BNG	173,185	9.5%
	BWG	66,802	3.7%
	GEN	1,589,927	86.9%
Total:		1,829,914	100.0%

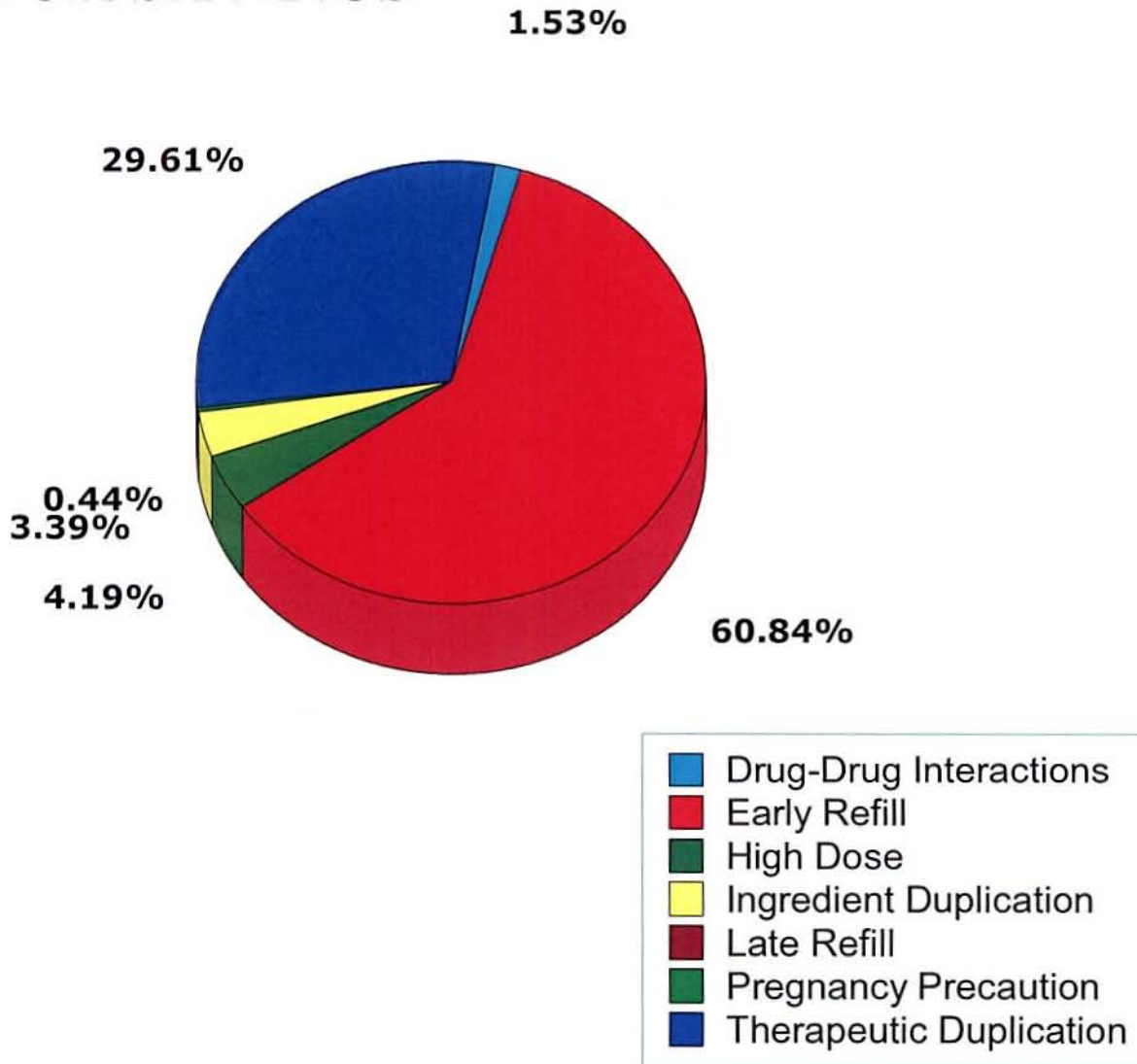
**BNG = Brand With no Generic Available    BWG = Brand Dispensed when Generic Available  
GEN=Generic**



# Drug Utilization Review Savings

Reporting Months (1st Quarter) 01/01/2015 - 03/31/2015

## DUR SAVINGS



Code	Description	Amount Saved	% of Savings
DD	Drug-Drug Interactions	\$230,834.91	2.00
ER	Early Refill	\$9,140,160.89	61.00
HD	High Dose	\$630,940.84	4.00
ID	Ingredient Duplication	\$510,837.89	3.00
LR	Late Refill	\$0.00	0.00
PG	Pregnancy Precaution	\$66,190.07	0.00
TD	Therapeutic Duplication	\$4,448,435.43	30.00
<b>Totals:</b>		<b>\$15,027,400.04</b>	<b>100.00</b>