

Rational Drug Therapy Program

WVBMS Drug Utilization Board

November 20, 2013

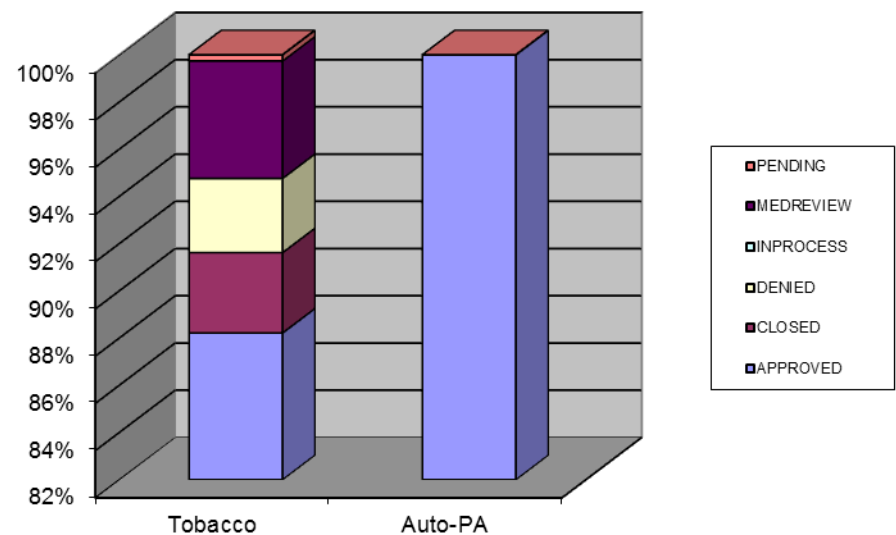
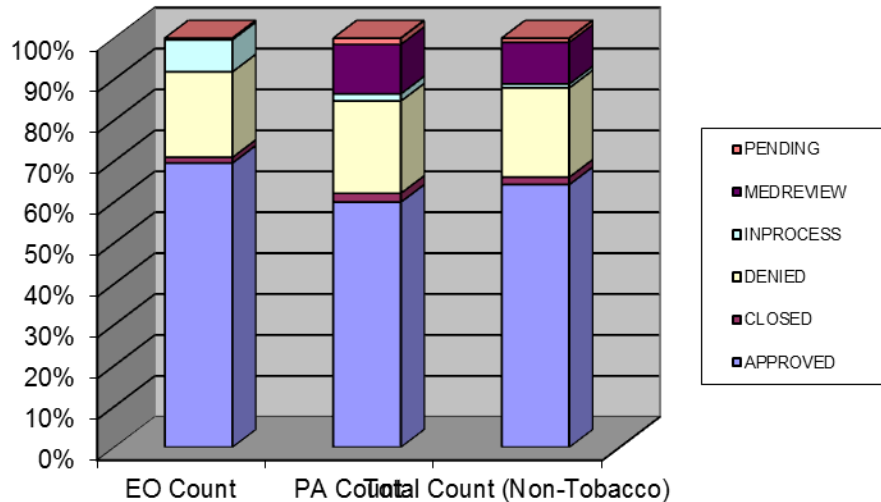
Presented by Stephen A. Small, M.S., R.Ph.

West Virginia University School of Pharmacy



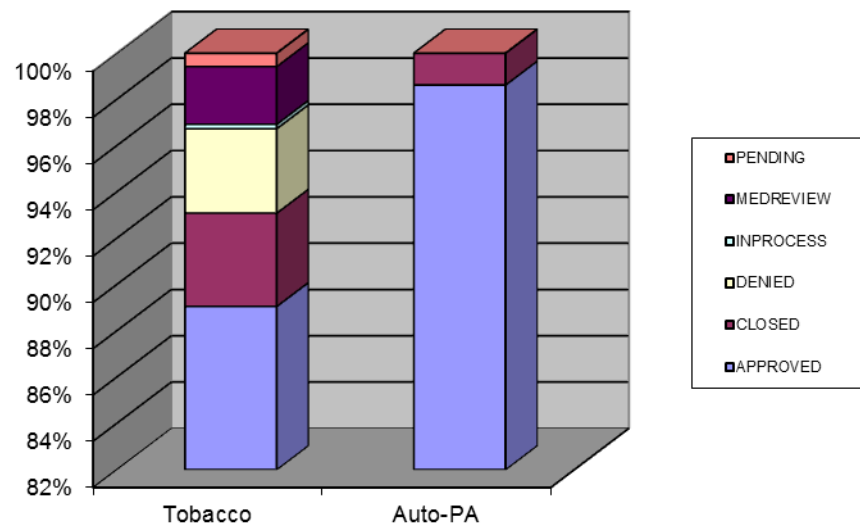
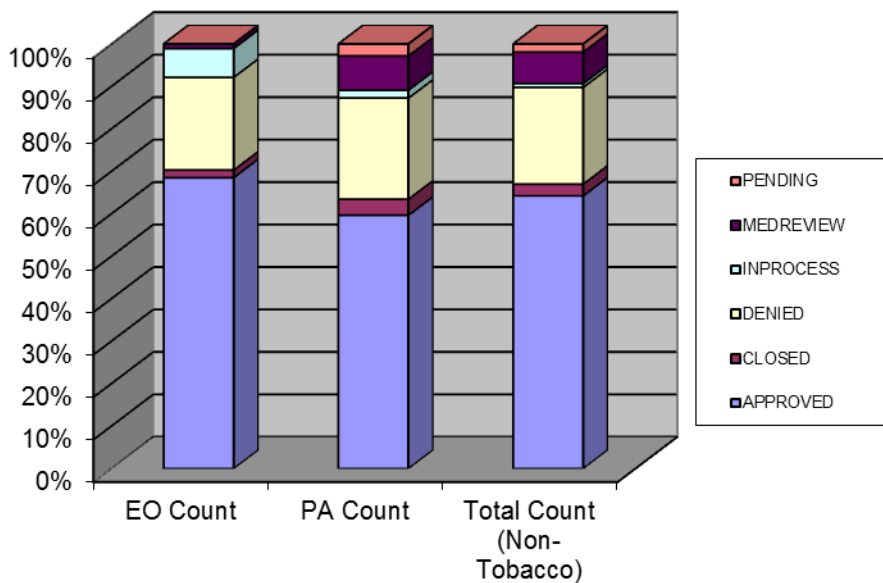
September 2013 Program Summary

EO/PA Status	EO Count	% of EO's	PA Count	% of PAs	Total Count	% of Total
APPROVED	2309	69.49%	2439	54.86%	4748	61.11%
CALLTRACK	0	0.00%	376	8.46%	376	4.84%
CLOSED	46	1.38%	88	1.98%	134	1.72%
DENIED	695	20.91%	918	20.65%	1613	20.76%
INPROCESS	0	7.85%	71	1.60%	71	0.91%
MEDREVIEW	261	0.36%	492	11.07%	753	9.69%
PENDING	12	0.36%	62	1.39%	74	0.95%
Total Program	3323	40.75%	4446	54.53%	7769	95.28%



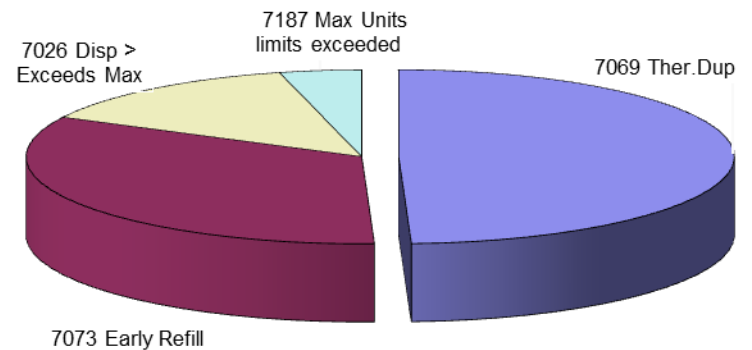
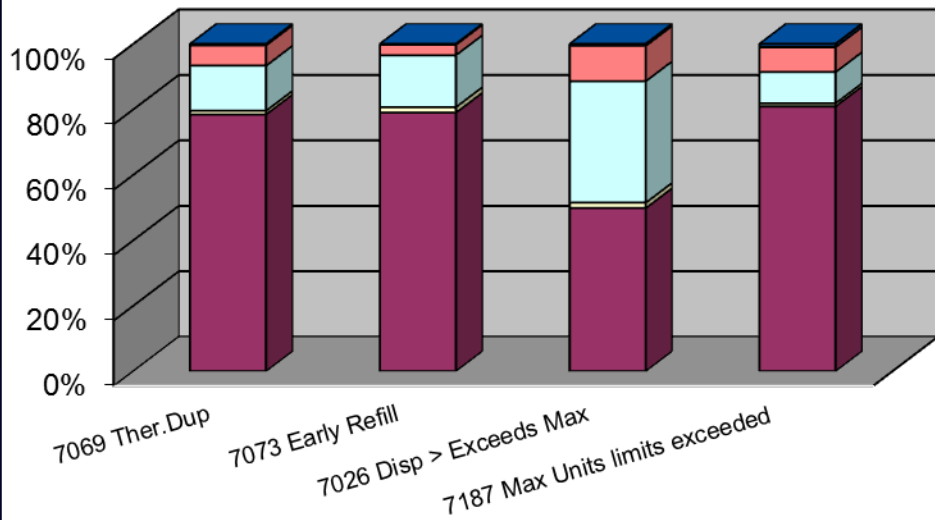
October 2013 Program Summary

EO/PA Status	EO Count	% of EO's	PA Count	% of PA's	Total Count	% of Total
APPROVED	3288	68.53%	2700	54.91%	5988	61.64%
CALLTRACK	0	0.00%	392	7.97%	392	4.03%
CLOSED	86	1.79%	172	3.50%	258	2.66%
DENIED	1047	21.82%	1077	21.90%	2124	21.86%
INPROCESS	0	6.79%	84	1.71%	84	0.86%
MEDREVIEW	326	1.06%	365	7.42%	691	7.11%
PENDING	51	1.06%	127	2.58%	178	1.83%
Total Program	4798	46.80%	4917	47.96%	9715	94.76%



September 2013 Edit Overrides (EO)

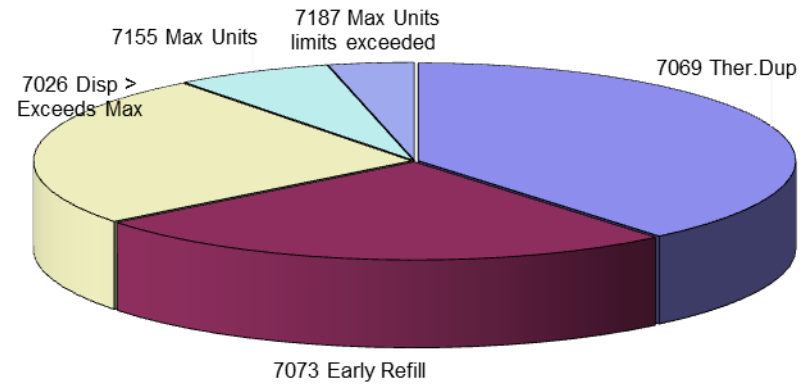
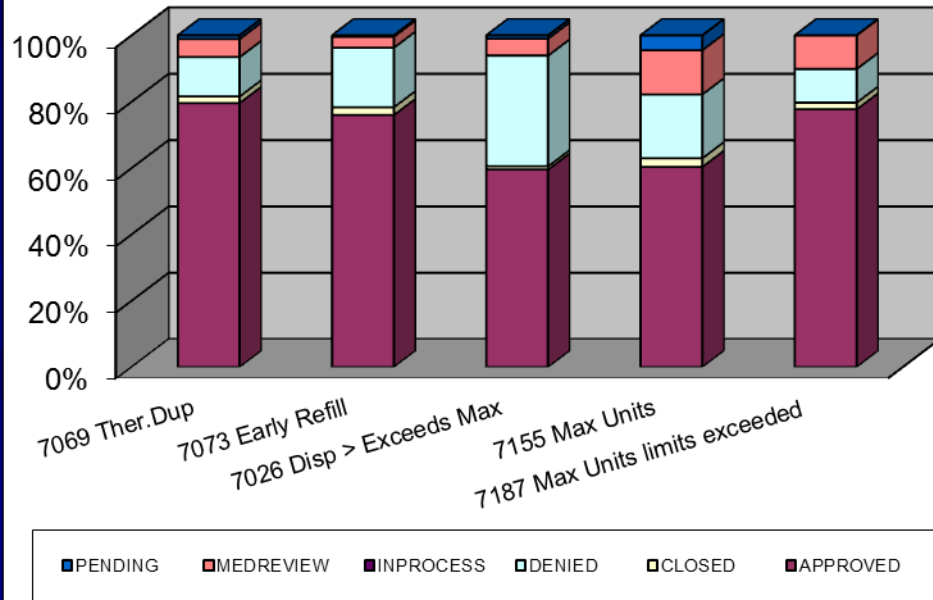
Edit Override Status	Edit Override Number			
	7069 Ther.Dup	7073 Early Refill	7026 Disp > Exceeds Max	7187 Max Units limits exceeded
APPROVED	78.50%	79.02%	49.86%	80.95%
CLOSED	1.14%	1.70%	1.66%	0.95%
DENIED	13.75%	15.87%	37.12%	9.52%
INPROCESS	0.00%	0.00%	0.00%	0.00%
MEDREVIEW	6.23%	3.17%	10.80%	7.62%
PENDING	0.38%	0.23%	0.55%	0.95%
Total EO's	1316	882	361	105



■ PENDING
 ■ MEDREVIEW
 ■ INPROCESS
 ■ DENIED
 ■ CLOSED
 ■ APPROVED

October 2013 Edit Overrides (EO)

EO Status	7069 Ther.Dup	7073 Early Refill	7026 Disp > Exceeds Max	7155 Max Units	7187 Max Units limits exceeded
APPROVED	79.62%	76.00%	59.55%	60.37%	77.70%
CLOSED	1.97%	2.34%	0.98%	2.59%	2.03%
DENIED	11.87%	17.95%	33.40%	19.26%	10.14%
INPROCESS	0.00%	0.00%	0.00%	0.00%	0.00%
MEDREVIEW	5.46%	3.32%	5.09%	13.33%	10.14%
PENDING	1.08%	0.39%	0.98%	4.44%	0.00%
Total EO's	1575	1025	1021	270	148

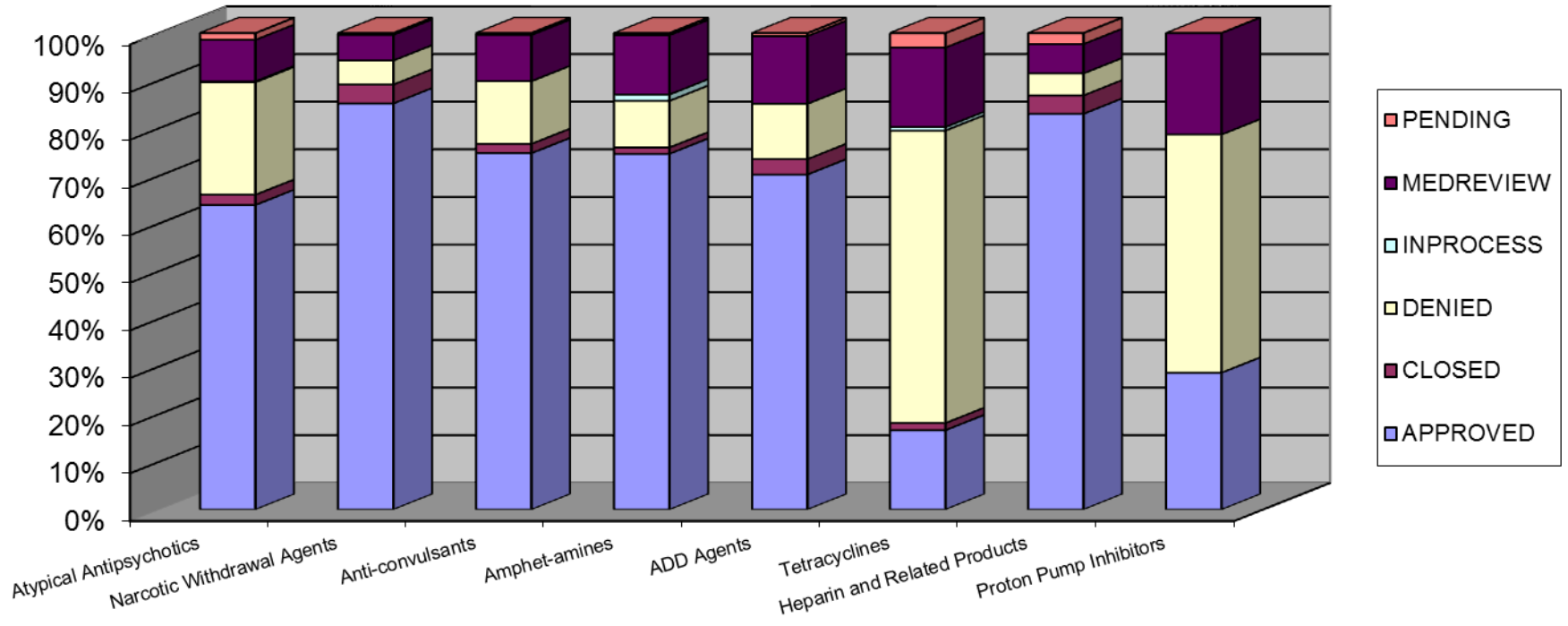


September 2013 PAs

	Atypical Antipsychotics	Narcotic Withdrawal Agents	Anticonvulsants	Amphetamines
APPROVED	60.71%	74.76%	69.18%	61.76%
CALLTRACK	5.06%	12.30%	7.53%	17.28%
CLOSED	2.02%	3.47%	1.79%	1.10%
DENIED	22.43%	4.42%	12.19%	8.09%
INPROCESS	0.17%	0.00%	0.00%	1.10%
MEDREVIEW	8.26%	4.73%	8.96%	10.29%
PENDING	1.35%	0.32%	0.36%	0.37%
Totals	593	317	279	272

	ADD Agents	Tetracyclines	Heparin and Related Products	Proton Pump Inhibitors
APPROVED	57.98%	15.94%	80.00%	26.21%
CALLTRACK	17.55%	4.35%	3.70%	8.74%
CLOSED	2.66%	1.45%	3.70%	0.00%
DENIED	9.57%	58.70%	4.44%	45.63%
INPROCESS	0.00%	0.72%	0.00%	0.00%
MEDREVIEW	11.70%	15.94%	5.93%	19.42%
PENDING	0.53%	2.90%	2.22%	0.00%
Totals	188	138	135	103

September 2013 PA Status Graph

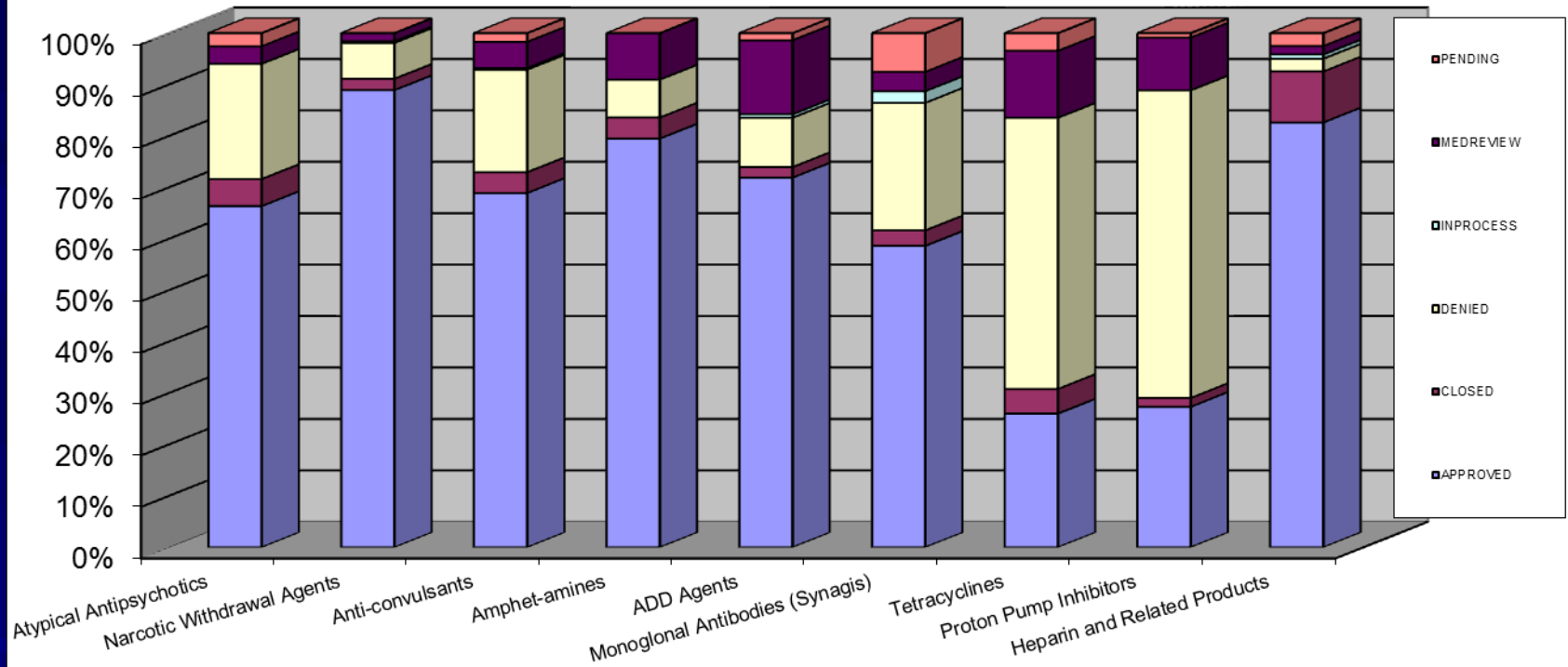


October 2013 PAs

	Atypical Antipsychotics	Narcotic Withdrawal Agents	Anti-convulsants	Amphetamines	ADD Agents
APPROVED	63.37%	77.20%	64.35%	68.79%	64.81%
CALLTRACK	4.54%	13.19%	6.62%	13.48%	9.88%
CLOSED	5.02%	1.92%	3.79%	3.55%	1.85%
DENIED	21.39%	6.04%	18.61%	6.38%	8.64%
INPROCESS	0.00%	0.27%	0.32%	0.00%	0.62%
MEDREVIEW	3.24%	1.37%	4.73%	7.80%	12.96%
PENDING	2.43%	0.00%	1.58%	0.00%	1.23%
Totals	617	365	317	282	162

	Monoclonal Antibodies (Synagis)	Tetracyclines	Proton Pump Inhibitors	Heparin and Related Products
APPROVED	50.32%	25.17%	24.81%	80.65%
CALLTRACK	14.19%	3.31%	9.30%	2.42%
CLOSED	2.58%	4.64%	1.55%	9.68%
DENIED	21.29%	50.99%	54.26%	2.42%
INPROCESS	1.94%	0.00%	0.00%	0.81%
MEDREVIEW	3.23%	12.58%	9.30%	1.61%
PENDING	6.45%	3.31%	0.78%	2.42%
Totals	155	151	129	124

October PA Status Graph



September-October Denial Letters

(Status of Denied Claims Reviewed after 72 hours)

Denial Reason	Total Denials	Med Changed	Percent	Not changed	Percent
Preferred Drug List	1608	895	55.65%	713	44.35%
Clinical Prior Authorization	385	20	5.19%	365	95.81%
Dose Issues	65	43	66.15%	22	33.85%
Unknown	10	0	0.00%	10	100.00%
Administrative	8	0	0.00%	8	100.00%
Quantity Limits	11	1	9.00%	10	91.00%
Totals	2087	959	45.95%	1128	54.05%

■ Any Questions?