

Rational Drug Therapy Program

Attachment D

WVBMS Drug Utilization Board

November 28, 2012

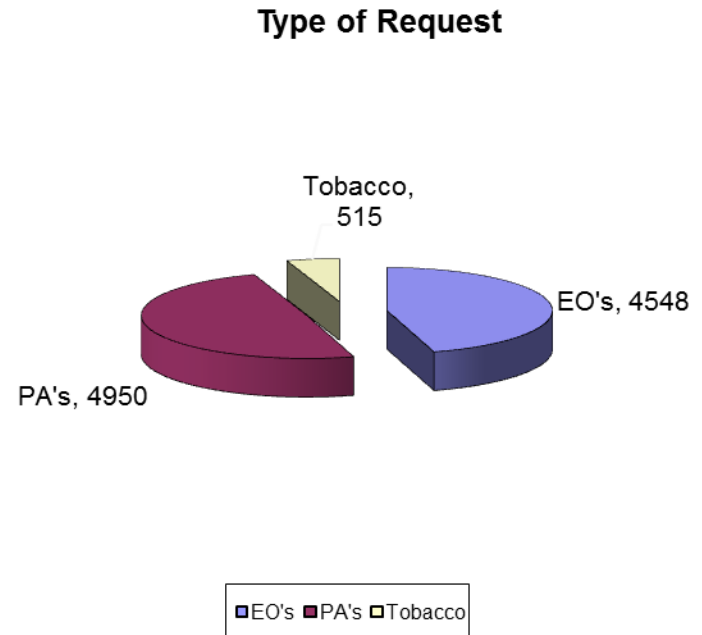
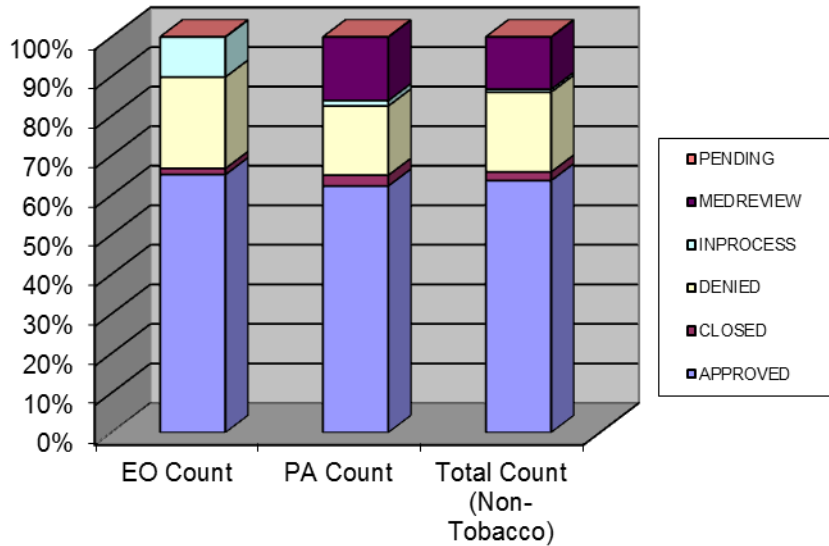
Presented by Stephen A. Small, M.S., R.Ph.

West Virginia University School of Pharmacy



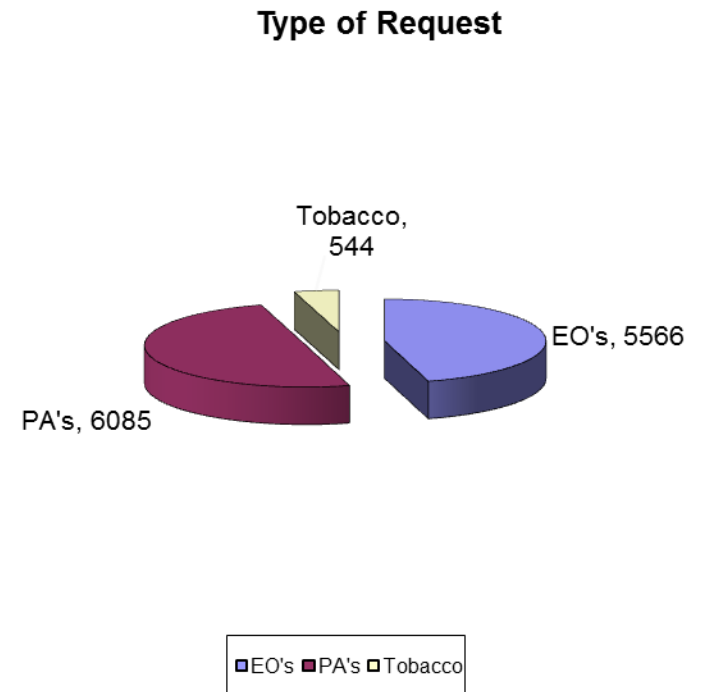
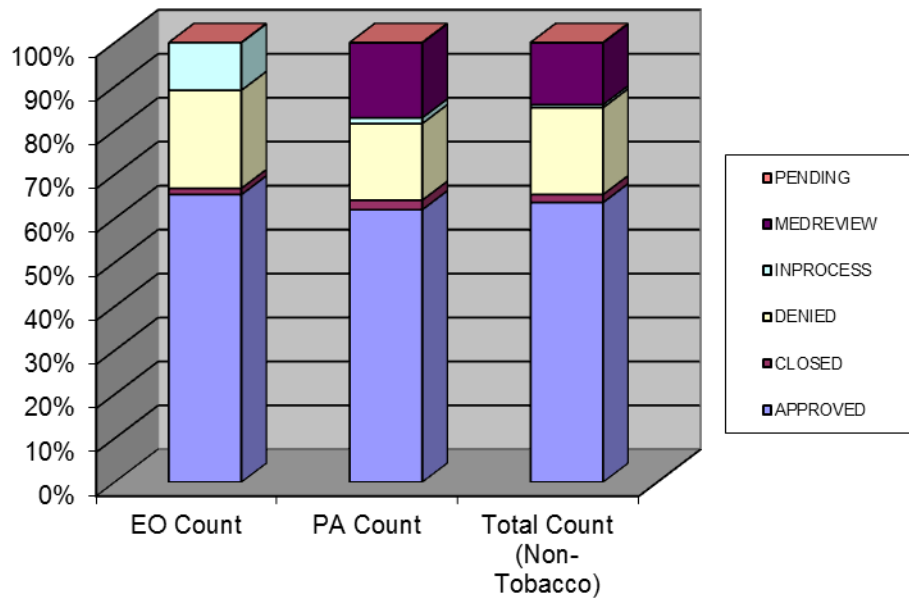
September 2012 Program Summary

Status	EO Count	% of EO Total	PA Count	% of PA Total	Total Count	% of Total
APPROVED	2966	65.22%	3086	62.34%	6052	63.72%
CLOSED	71	1.56%	134	2.71%	205	2.16%
DENIED	1051	23.11%	867	17.52%	1918	20.19%
INPROCESS	0	10.09%	67	1.35%	67	0.71%
MEDREVIEW	459	0.02%	795	16.06%	1254	13.20%
PENDING	1	0.02%	1	0.02%	2	0.02%
Total Program	4548	45.42%	4950	49.44%	9498	94.86%



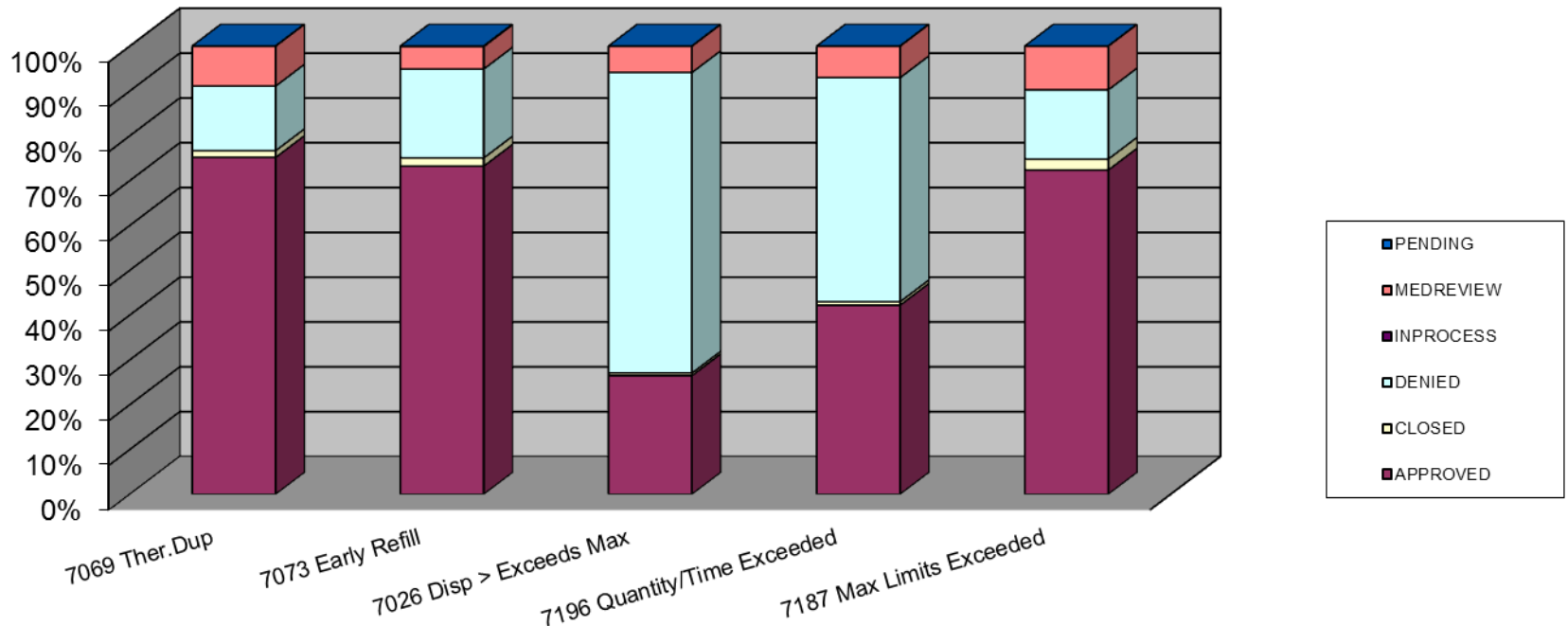
October 2012 Program Summary

Status	EO Count	% of EO Total	PA Count	% of PA Total	Total Count	% of Total
APPROVED	3642	65.43%	3773	62.00%	7415	63.64%
CLOSED	80	1.44%	132	2.17%	212	1.82%
DENIED	1241	22.30%	1060	17.42%	2301	19.75%
INPROCESS	0	10.82%	79	1.30%	79	0.68%
MEDREVIEW	602	0.02%	1038	17.06%	1640	14.08%
PENDING	1	0.02%	3	0.05%	4	0.03%
Total Program	5566	45.64%	6085	49.90%	11651	95.54%



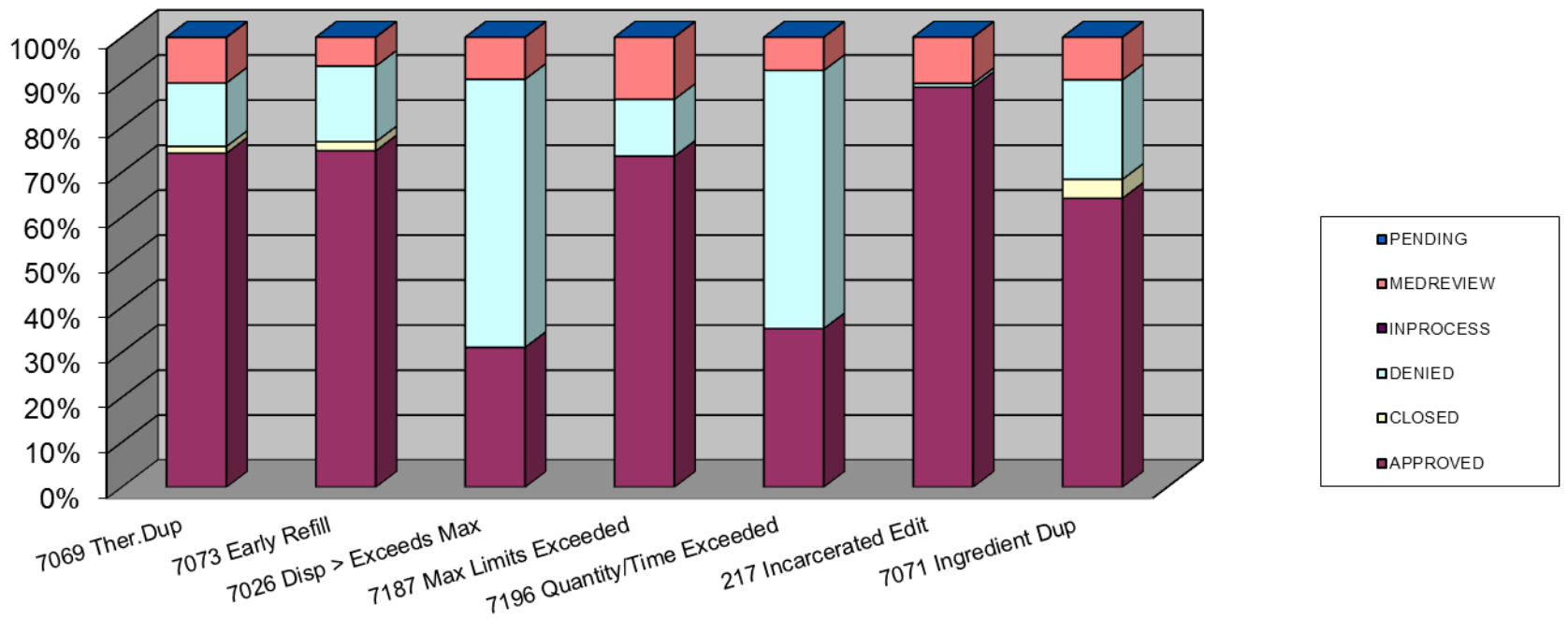
September 2012 Edit Overrides (EO)

Status	7069 Therapeutic Duplication	7073 Early Refill	7026 Quantity Dispensed Exceeds Maximum	7196 Quantity per Time Exceeded	7187 Maximum Quantity Limit Exceeded
APPROVED	75.17%	73.23%	26.47%	42.19%	72.36%
CLOSED	1.50%	1.83%	0.59%	0.78%	2.44%
DENIED	14.41%	19.84%	67.06%	50.00%	15.45%
INPROCESS	0.00%	0.00%	0.00%	0.00%	0.00%
MEDREVIEW	8.92%	5.02%	5.88%	7.03%	9.76%
PENDING	0.00%	0.08%	0.00%	0.00%	0.00%
Total EO's	1929	1255	170	128	123



October 2012 Edit Overrides (EO)

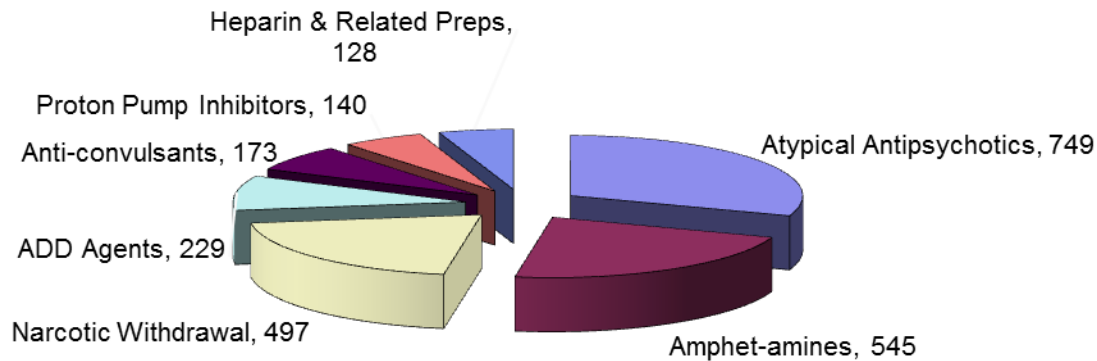
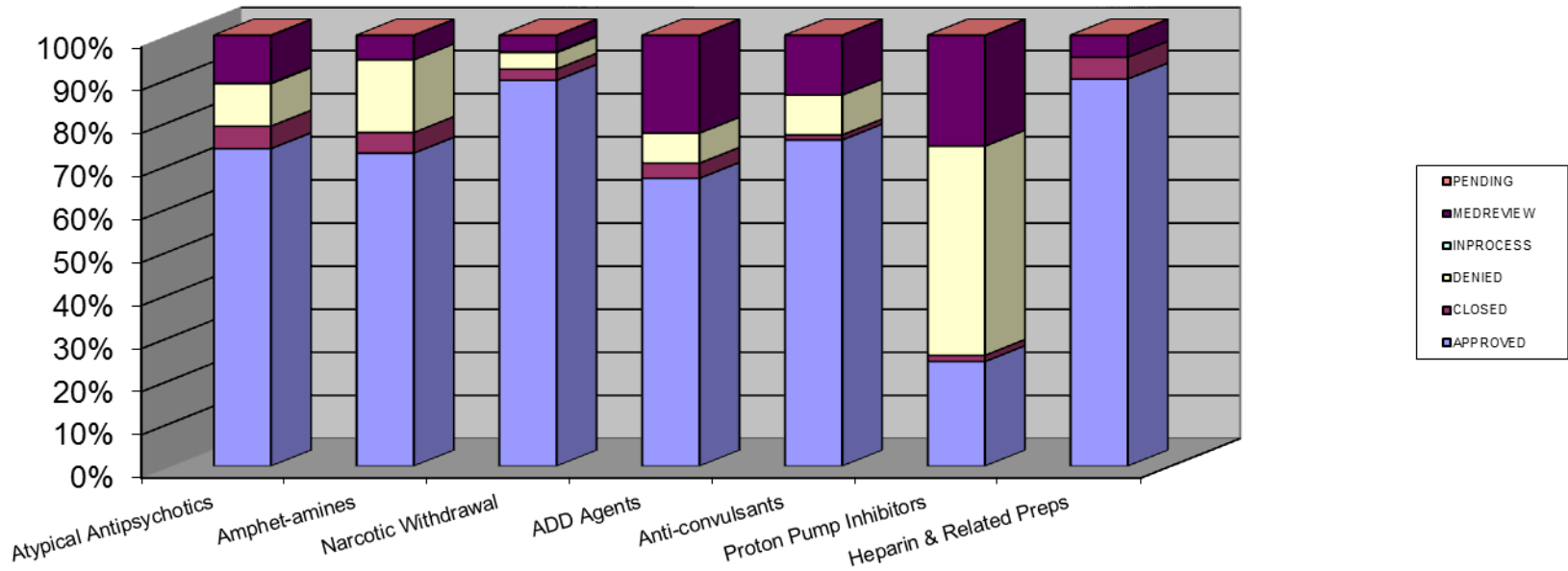
Status	7069 Therapeutic Duplication	7073 Early Refill	7026 Quantity Disp. Exceeds Max	7187 Max Quantity Limits Exceeded	7196 Quantity Limit per Time Exceeded	217 Incarcerated Edit	7071 Ingredient Duplication
APPROVED	74.24%	74.77%	31.09%	73.56%	35.25%	88.89%	64.21%
CLOSED	1.51%	2.00%	0.00%	0.00%	0.00%	0.00%	4.21%
DENIED	14.11%	16.82%	59.59%	12.64%	57.38%	0.85%	22.11%
INPROCESS	0.00%	0.00%	0.00%	0.00%	0.00%	0.00%	0.00%
MEDREVIEW	10.11%	6.41%	9.33%	13.79%	7.38%	10.26%	9.47%
PENDING	0.04%	0.00%	0.00%	0.00%	0.00%	0.00%	0.00%
Total EO's	2453	1498	193	174	122	117	95



September 2012 PAs

	Atypical Anti- psychotics	Amphet- amines	Narcotic Withdrawal	ADD Agents	Anti- convulsants	Proton Pump Inhibitors	Heparin & Related Preps
APPROVED	73.70%	72.66%	89.54%	66.81%	75.72%	24.29%	89.86%
CLOSED	5.21%	4.77%	2.62%	3.49%	1.16%	1.43%	5.07%
DENIED	9.88%	16.88%	3.82%	6.99%	9.25%	48.57%	0.00%
INPROCESS	0.13%	0.00%	0.20%	0.00%	0.00%	0.00%	0.00%
MEDREVIEW	11.08%	5.69%	3.82%	22.71%	13.87%	25.71%	5.07%
PENDING	0.00%	0.00%	0.00%	0.00%	0.00%	0.00%	0.00%
Totals	749	545	497	229	173	140	128

September 2012 PA Status Graph

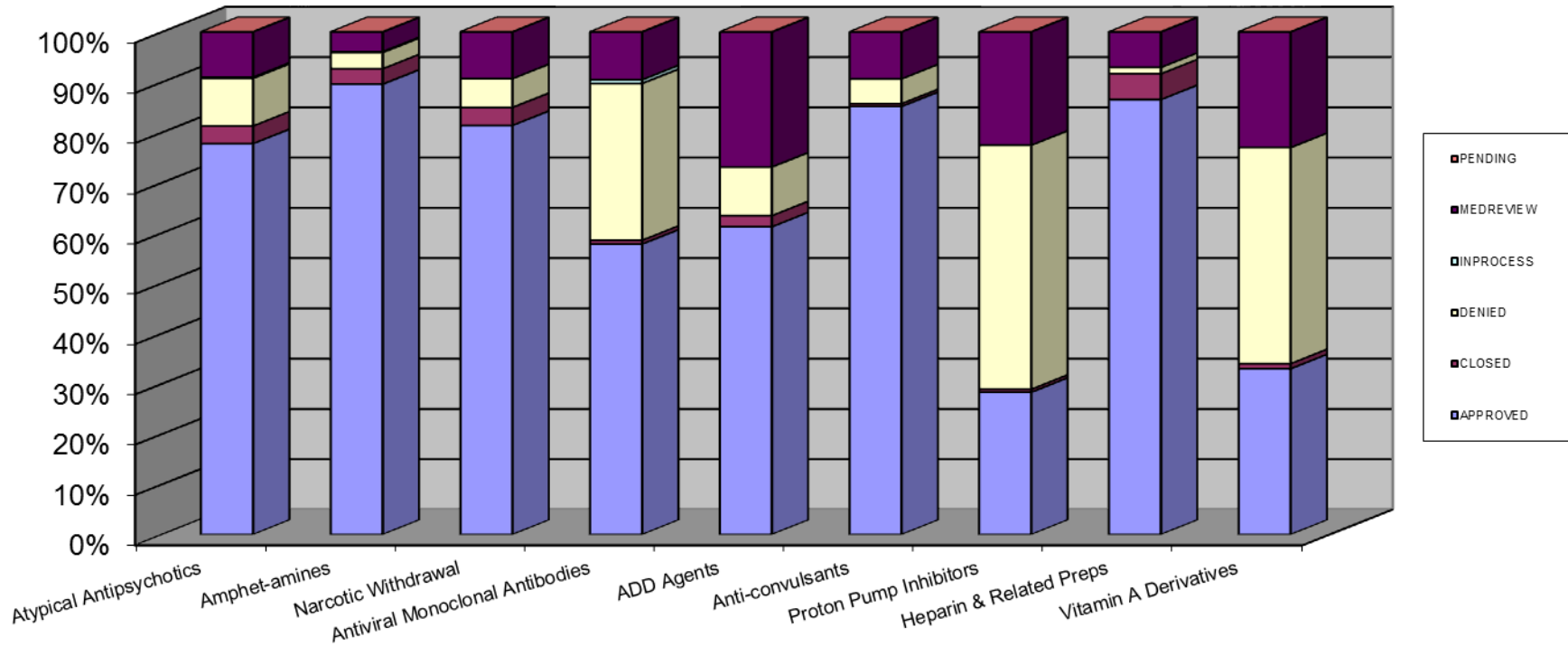


October 2012 PAs

Status	Atypical Antipsychotics	Amphetamines	Narcotic Withdrawal	Antiviral Monoclonal Antibodies	ADD Agents
APPROVED	77.78%	89.61%	81.40%	57.79%	61.23%
CLOSED	3.51%	3.07%	3.58%	0.76%	2.20%
DENIED	9.47%	3.24%	5.72%	31.18%	9.69%
INPROCESS	0.23%	0.17%	0.00%	0.76%	0.00%
MEDREVIEW	9.01%	3.92%	9.30%	9.51%	26.87%
PENDING	0.00%	0.00%	0.00%	0.00%	0.00%
Totals	855	587	559	263	227

Status	Anticonvulsants	Proton Pump Inhibitors	Heparin & Related Preps	Vitamin A Derivatives
APPROVED	85.16%	28.32%	86.54%	33.00%
CLOSED	0.55%	0.58%	5.13%	1.00%
DENIED	4.95%	48.55%	1.28%	43.00%
INPROCESS	0.00%	0.00%	0.00%	0.00%
MEDREVIEW	9.34%	22.54%	7.05%	23.00%
PENDING	0.00%	0.00%	0.00%	0.00%
Totals	182	173	156	100

October 2012 PA Status Graph



Sept. 2012 Therapeutic Duplication By Therapy Class

Therapeutic Class	Count
ANALGESICS, NARCOTICS	360
SELECTIVE SEROTONIN REUPTAKE INHIBITOR (SSRIS)	264
ANTIPSYCHOTICS, ATYPICAL, DOPAMINE, & SEROTONIN ANTAG	201
SEROTONIN-NOREPINEPHRINE REUPTAKE-INHIB (SNRIS)	180
PROTON-PUMP INHIBITORS	94
INSULINS	85
NSAIDS, CYCLOOXYGENASE INHIBITOR TYPE	78
ANTIPSYCHOTICS, ATYP, D2 PARTIAL AGONIST/5HT MIXED	62
ANTICONVULSANTS	53
LIPOTROPICS	49

October 2012 Therapeutic Duplication By Therapy Class

Therapeutic Class	Count
ANALGESICS, NARCOTICS	453
ANTIPSYCHOTICS, ATYPICAL, DOPAMINE, & SEROTONIN ANTAG	319
SELECTIVE SEROTONIN REUPTAKE INHIBITOR (SSRIS)	310
SEROTONIN-NOREPINEPHRINE REUPTAKE-INHIB (SNRIS)	217
PROTON-PUMP INHIBITORS	115
NSAIDS, CYCLOOXYGENASE INHIBITOR TYPE	111
ANTIPSYCHOTICS, ATYP, D2 PARTIAL AGONIST/5HT MIXED	88
INSULINS	82
LIPOTROPICS	63
SKELETAL MUSCLE RELAXANTS	58

October 2012 Therapeutic Duplication By Drug

Drug Name	Drug Strength	Count
DULOXETINE HCL	60 MG	53
DULOXETINE HCL	30 MG	51
HYDROCODONE BIT/ACETAMINOPHEN	5 MG-500MG	44
OXYCODONE HCL/ACETAMINOPHEN	5MG-325MG	43
VENLAFAXINE HCL	75 MG	34
INSULIN GLARGINE,HUM.REC.ANLOG	100/ML (3)	31
FLUOXETINE HCL	20 MG	30
SITAGLIPTIN PHOSPHATE	100 MG	29
ESCITALOPRAM OXALATE	10 MG	29
ZIPRASIDONE HCL	80 MG	27

*DULOXETINE 60 MG/DAY LIMIT

October 2012 Therapeutic Duplication By Drug

Drug Name	Drug Strength	Count
DULOXETINE HCL*	60 MG	68
HYDROCODONE BIT/APAP	5 MG-500MG	52
OXYCODONE HCL/ACETAMINOPHEN	5MG-325MG	50
DULOXETINE HCL*	30 MG	49
SERTRALINE HCL	100 MG	48
FLUOXETINE HCL	20 MG	42
VENLAFAXINE HCL	75 MG	38
ZIPRASIDONE HCL	40 MG	36
CITALOPRAM HBR	40 MG	35
OXYCODONE HCL/APAP	10MG-325MG	34

*DULOXETINE 60 MG/DAY LIMIT

Top 10 Early Refill Request by Drug

September		
Drug Name	Strength	Count
ALBUTEROL SULFATE	90 MCG	26
BLOOD SUGAR DIAGNOSTIC		26
LORAZEPAM	0.5 MG	24
CLONAZEPAM	1 MG	21
GABAPENTIN	300 MG	20
RANITIDINE HCL	15 MG/ML	20
ALPRAZOLAM	0.5 MG	20
TRAMADOL HCL	50 MG	19
CLONIDINE HCL	0.1 MG	18
SERTRALINE HCL	100 MG	18

October		
Drug Name	Strength	Count
ALPRAZOLAM	1 MG	33
LORAZEPAM	0.5 MG	31
GABAPENTIN	300 MG	30
BLOOD SUGAR DIAGNOSTIC		30
CLONIDINE HCL	0.1 MG	27
ALBUTEROL SULFATE	90 MCG	26
TRAMADOL HCL	50 MG	24
CLONAZEPAM	0.5 MG	23
CLONAZEPAM	1 MG	20
SUBOXONE	8 MG-2 MG	19

■ Any Questions?