

Rational Drug Therapy Program

WVBMS Drug Utilization Board

March 2, 2011

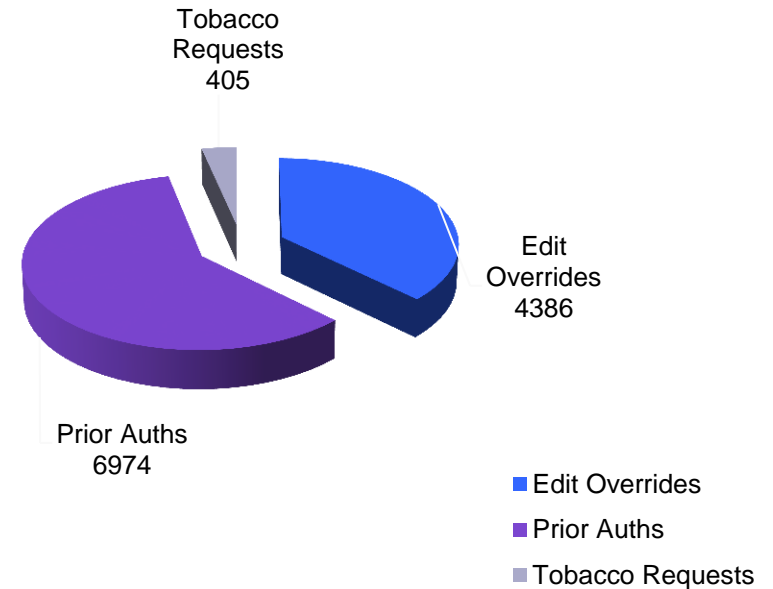
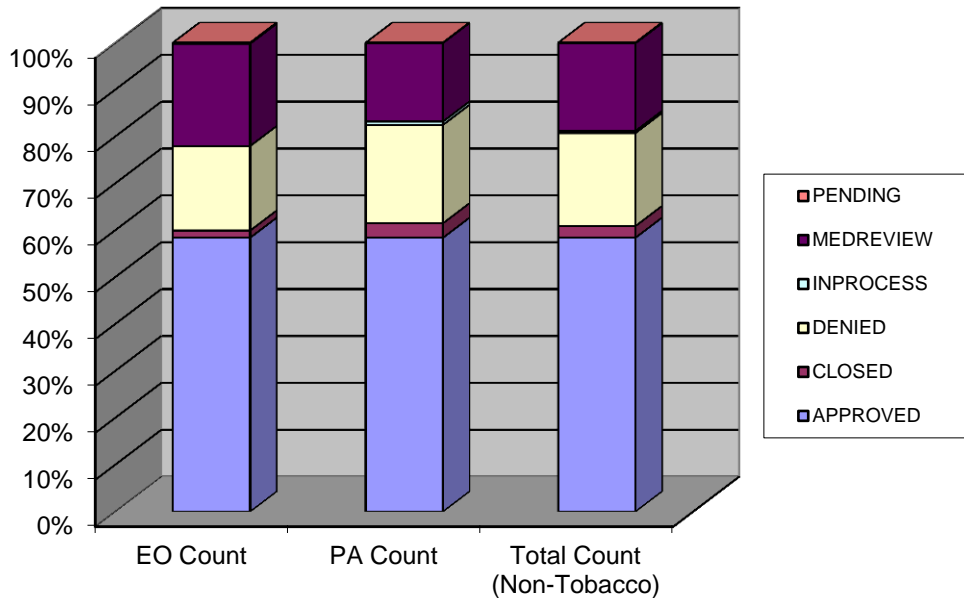
Presented by Stephen A. Small, M.S., R.Ph.

West Virginia University School of Pharmacy



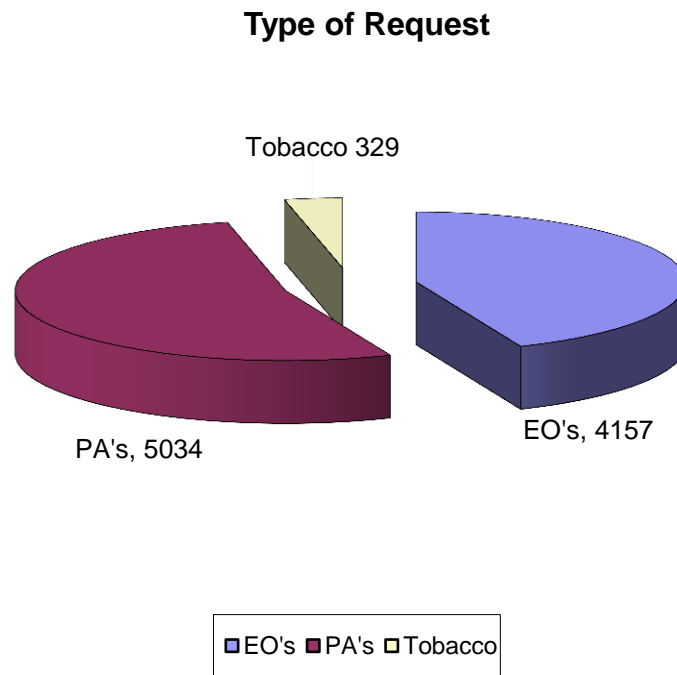
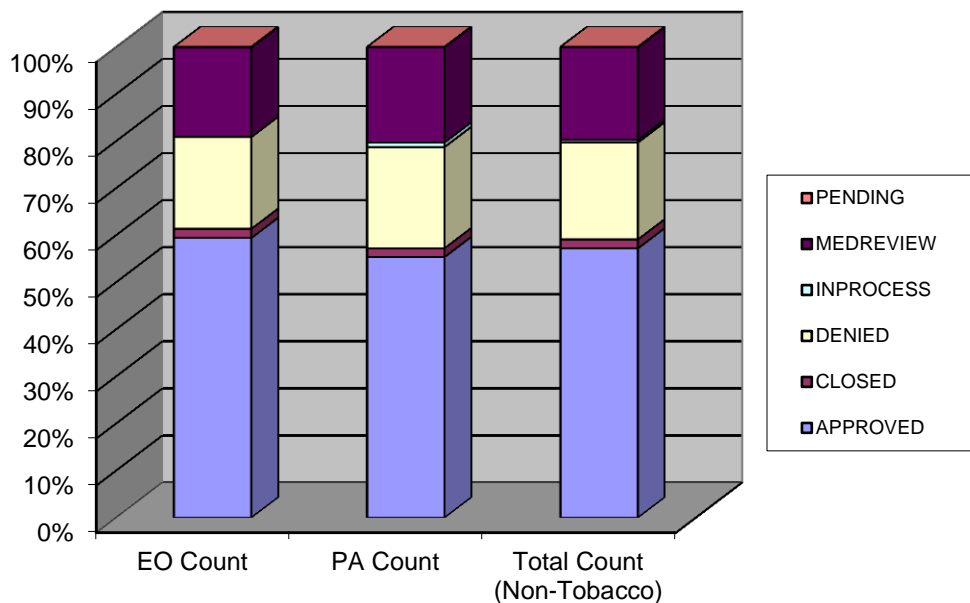
November 2010 Program Summary

EO/PA Status	EO Count	% of EO Total	PA Count	% of PA Total	Total Count	% of Total
APPROVED	2563	58.44%	4074	58.42%	6637	58.42%
CLOSED	67	1.53%	216	3.10%	283	2.49%
DENIED	791	18.03%	1464	20.99%	2255	19.85%
INPROCESS	0	0.00%	50	0.72%	50	0.44%
MEDREVIEW	958	21.84%	1169	16.76%	2127	18.72%
PENDING	7	0.16%	1	0.01%	8	0.07%
Total Program	4386	37.28%	6974	59.28%	11360	96.56%



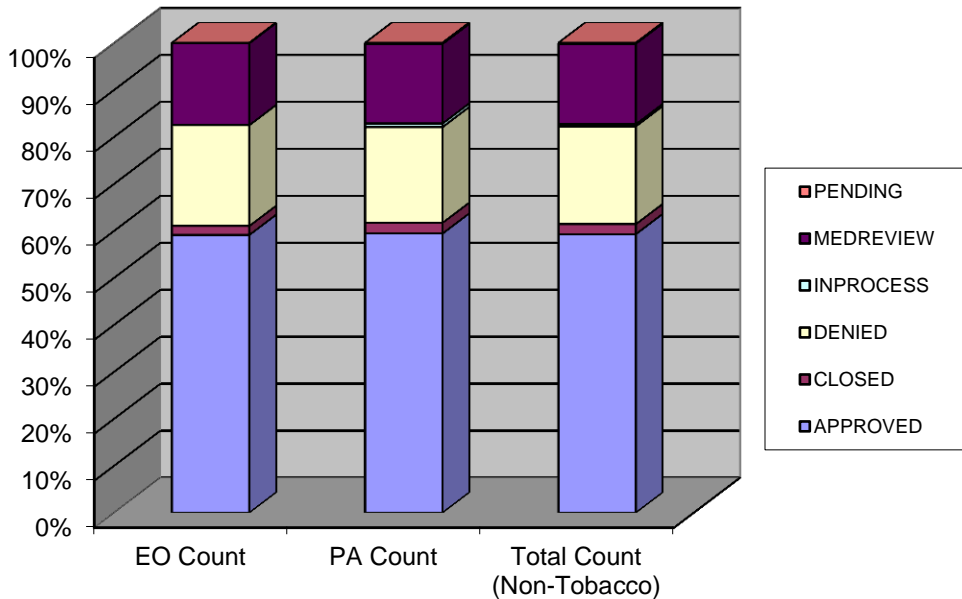
December 2010 Program Summary

EO/PA Status	EO Count	% of EO Total	PA Count	% of PA Total	Total Count	% of Total
APPROVED	2470	59.42%	2787	55.36%	5257	57.20%
CLOSED	81	1.95%	95	1.89%	176	1.91%
DENIED	811	19.51%	1082	21.49%	1893	20.60%
INPROCESS	0	0.00%	50	0.99%	50	0.54%
MEDREVIEW	791	19.03%	1018	20.22%	1809	19.68%
PENDING	4	0.10%	2	0.04%	6	0.07%
Total Program	4157	43.67%	5034	52.88%	9191	96.54%

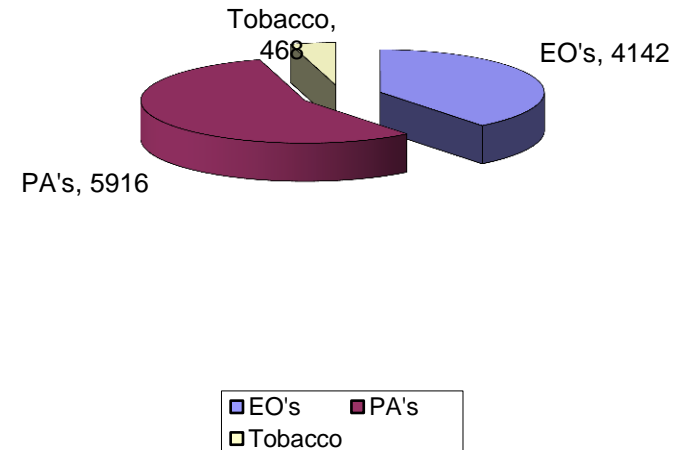


January 2011 Program Summary

EO/PA Status	EO Count	% EO Total	PA Count	% of PA Total	Total Count	% of Total
APPROVED	2450	59.15%	3517	59.45%	5967	59.33%
CLOSED	79	1.91%	135	2.28%	214	2.13%
DENIED	889	21.46%	1205	20.37%	2094	20.82%
INPROCESS	0	0.00%	46	0.78%	46	0.46%
MEDREVIEW	722	17.43%	1001	16.92%	1723	17.13%
PENDING	2	0.05%	12	0.20%	14	0.14%
Total Program	4142	39.35%	5916	56.20%	10058	95.55%



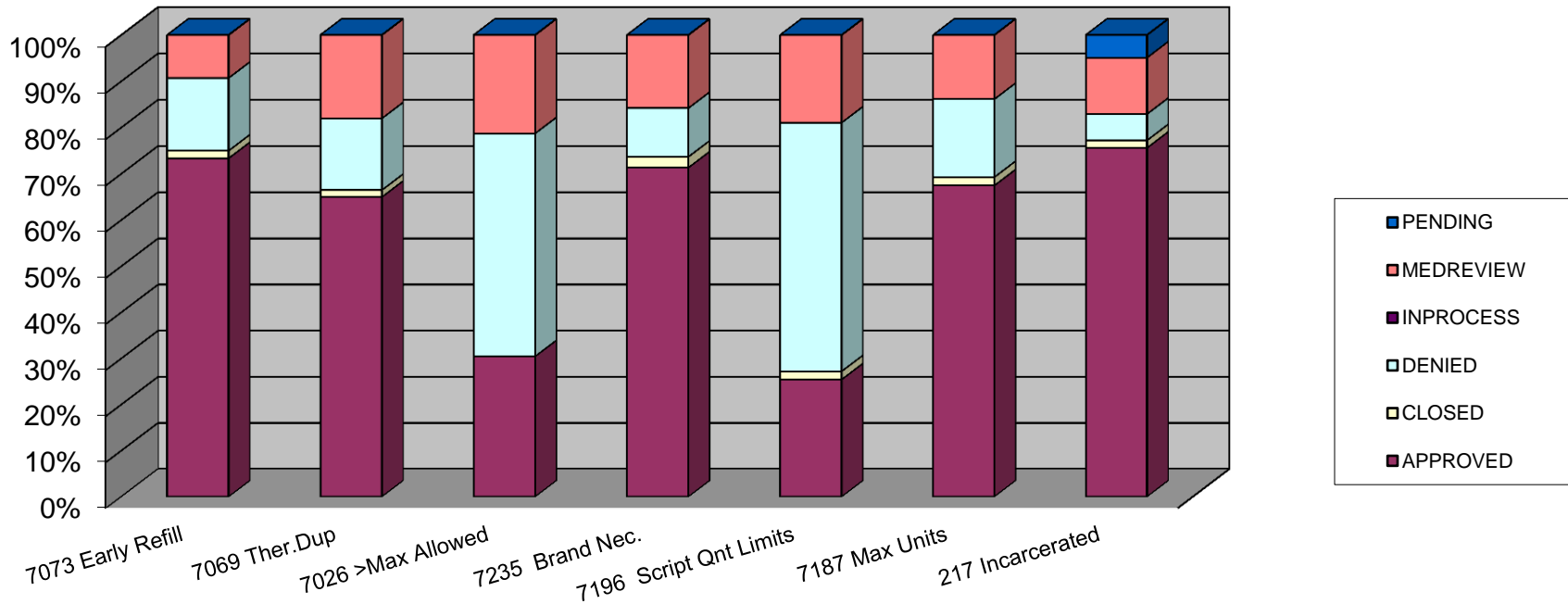
Type of Request



November 2010 Edit Overrides (EO)

EO Status	7073 Early Refill	7069 Therap. Dup	7026 >Max Allowed	7235 Brand Nec.	7196 Script Qnt Limits	7187 Max Units	217 Incarcerated
APPROVED	73.36%	64.99%	30.46%	71.35%	25.44%	67.47%	75.61%
CLOSED	1.64%	1.49%	0.00%	2.34%	1.78%	1.81%	1.63%
DENIED	15.72%	15.50%	48.28%	10.53%	53.85%	16.87%	5.69%
INPROCESS	0.00%	0.00%	0.00%	0.00%	0.00%	0.00%	0.00%
MEDREVIEW	9.28%	18.02%	21.26%	15.79%	18.93%	13.86%	12.20%
PENDING	0.00%	0.00%	0.00%	0.00%	0.00%	0.00%	4.88%
Total EO's	1520	1071	174	171	169	166	123

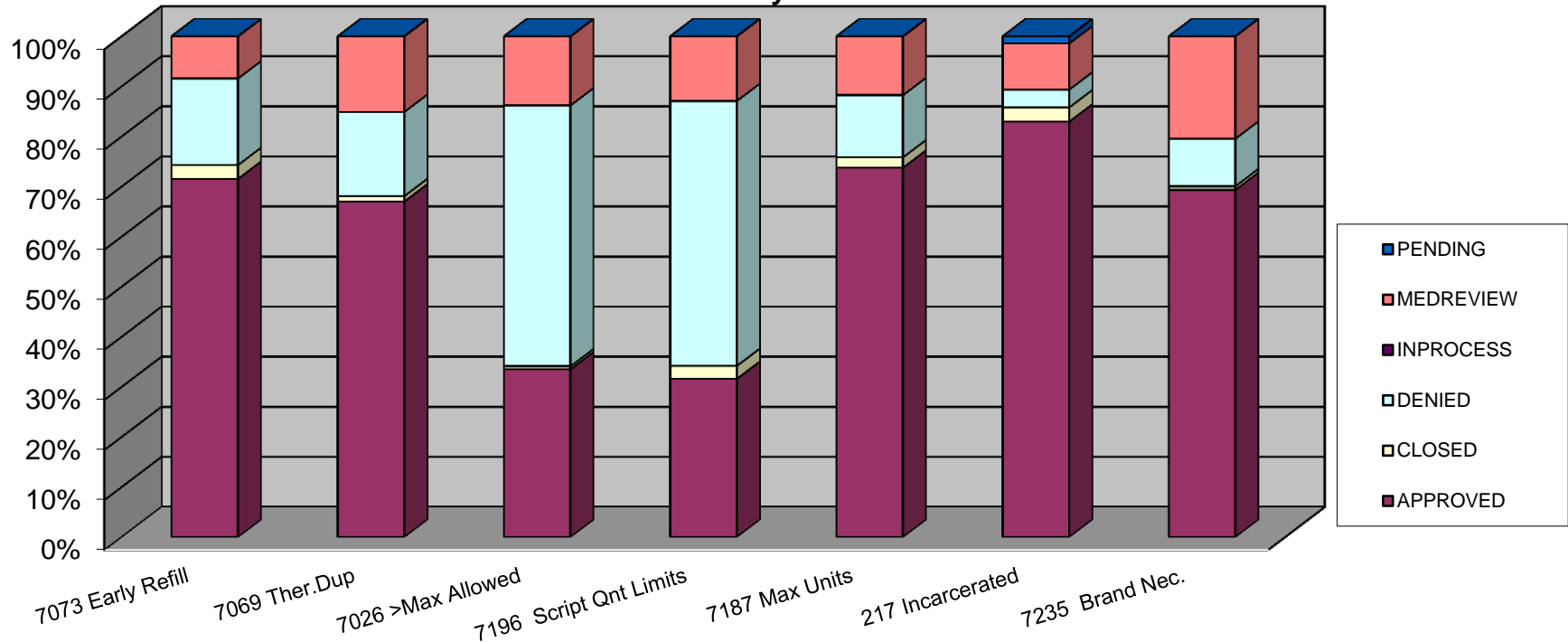
Edit Override Summary Chart



December 2010 Edit Overrides (EO)

EO Status	7073 Early Refill	7069 Therap. Dup	7026 >Max Allowed	7196 RX Qnty Limits	7187 Max Units	217 Incarcerated	7235 Brand Nec.
APPROVED	71.56%	67.03%	33.53%	31.61%	73.79%	82.98%	69.34%
CLOSED	2.75%	1.08%	0.60%	2.58%	2.07%	2.84%	0.73%
DENIED	17.29%	16.80%	52.10%	52.90%	12.41%	3.55%	9.49%
INPROCESS	0.00%	0.00%	0.00%	0.00%	0.00%	0.00%	0.00%
MEDREVIEW	8.39%	15.09%	13.77%	12.90%	11.72%	9.22%	20.44%
PENDING	0.00%	0.00%	0.00%	0.00%	0.00%	1.42%	0.00%
Total EO's	1382	1113	167	155	145	141	137

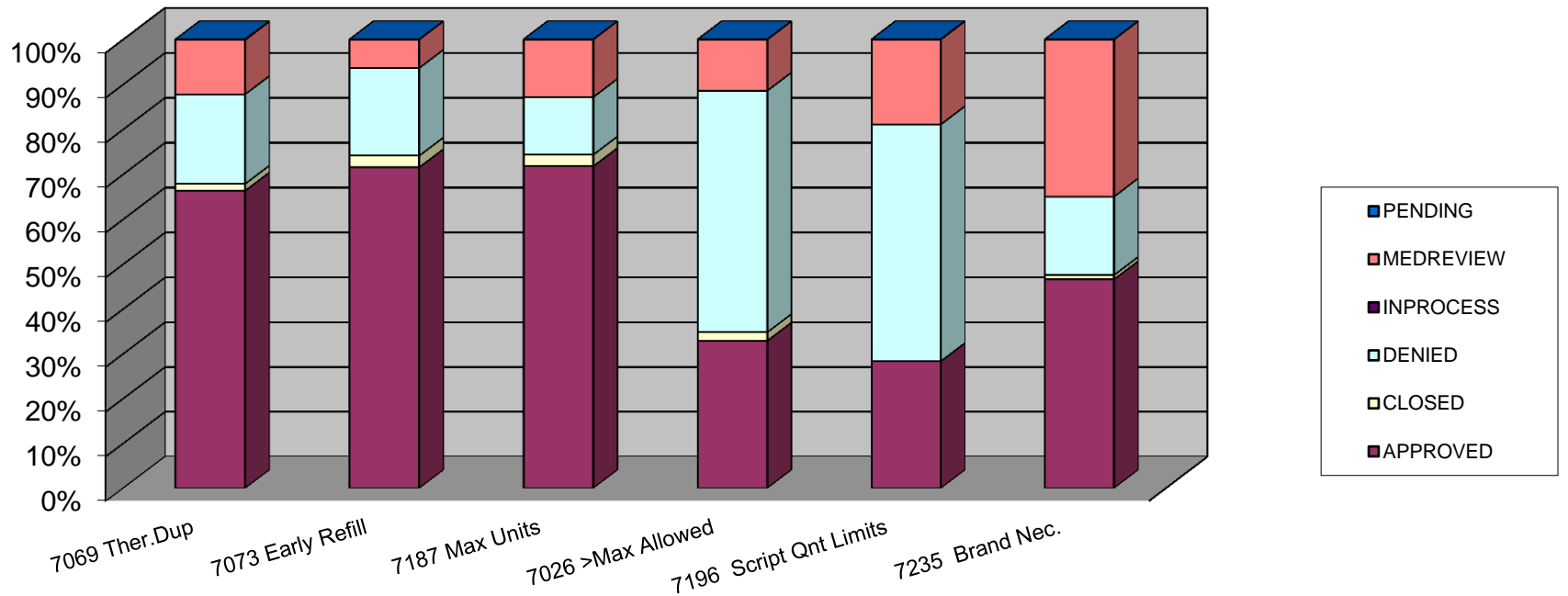
Edit Override Summary Chart



January 2011 Edit Overrides (EO)

EO Status	7069 Therap. Dup	7073 Early Refill	7187 Max Units	7026 >Max Allowed	7196 Script Qnty Limits	7235 Brand Nec.
APPROVED	66.36%	71.55%	71.79%	32.91%	28.35%	46.60%
CLOSED	1.53%	2.59%	2.56%	1.90%	0.00%	0.97%
DENIED	19.92%	19.51%	12.82%	53.80%	52.76%	17.48%
INPROCESS	0.00%	0.00%	0.00%	0.00%	0.00%	0.00%
MEDREVIEW	12.11%	6.35%	12.82%	11.39%	18.90%	34.95%
PENDING	0.08%	0.00%	0.00%	0.00%	0.00%	0.00%
Total EO's	1305	1276	195	158	127	103

Edit Override Summary Chart

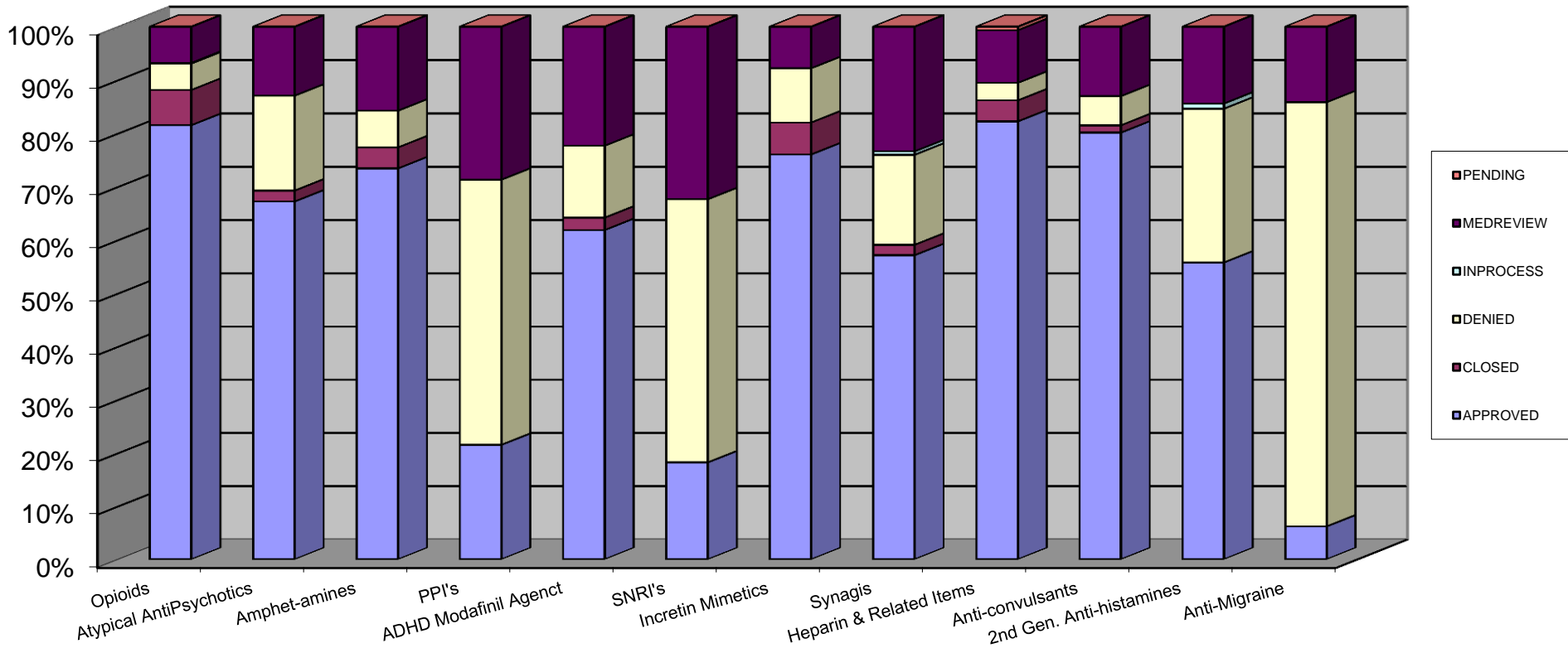


November 2010 PAs

PA Status	Opioids	Atypical Antipsychotics	Amphetamines	PPI's	ADHD Modafinil Agents	SNRI's
APPROVED	81.54%	67.22%	73.43%	21.52%	61.86%	18.24%
CLOSED	6.61%	2.05%	3.94%	0.00%	2.33%	0.00%
DENIED	4.94%	17.80%	6.89%	49.78%	13.49%	49.41%
INPROCESS	0.12%	0.00%	0.00%	0.00%	0.00%	0.00%
MEDREVIEW	6.79%	12.93%	15.75%	28.70%	22.33%	32.35%
PENDING	0.00%	0.00%	0.00%	0.00%	0.00%	0.00%
Totals	1679	781	508	223	215	170

PA Status	Incretin Mimetics	Synagis	Heparin & Related Items	Anti-convulsants	2nd Gen. Anti-histamines	Antimigraine
APPROVED	76.05%	57.14%	82.24%	80.14%	55.77%	6.19%
CLOSED	5.99%	1.95%	3.95%	1.37%	0.00%	0.00%
DENIED	10.18%	16.88%	3.29%	5.48%	28.85%	79.65%
INPROCESS	0.00%	0.65%	0.00%	0.00%	0.96%	0.00%
MEDREVIEW	7.78%	23.38%	9.87%	13.01%	14.42%	14.16%
PENDING	0.00%	0.00%	0.66%	0.00%	0.00%	0.00%
Totals	167	154	152	146	104	113

November 2010 PA Graph

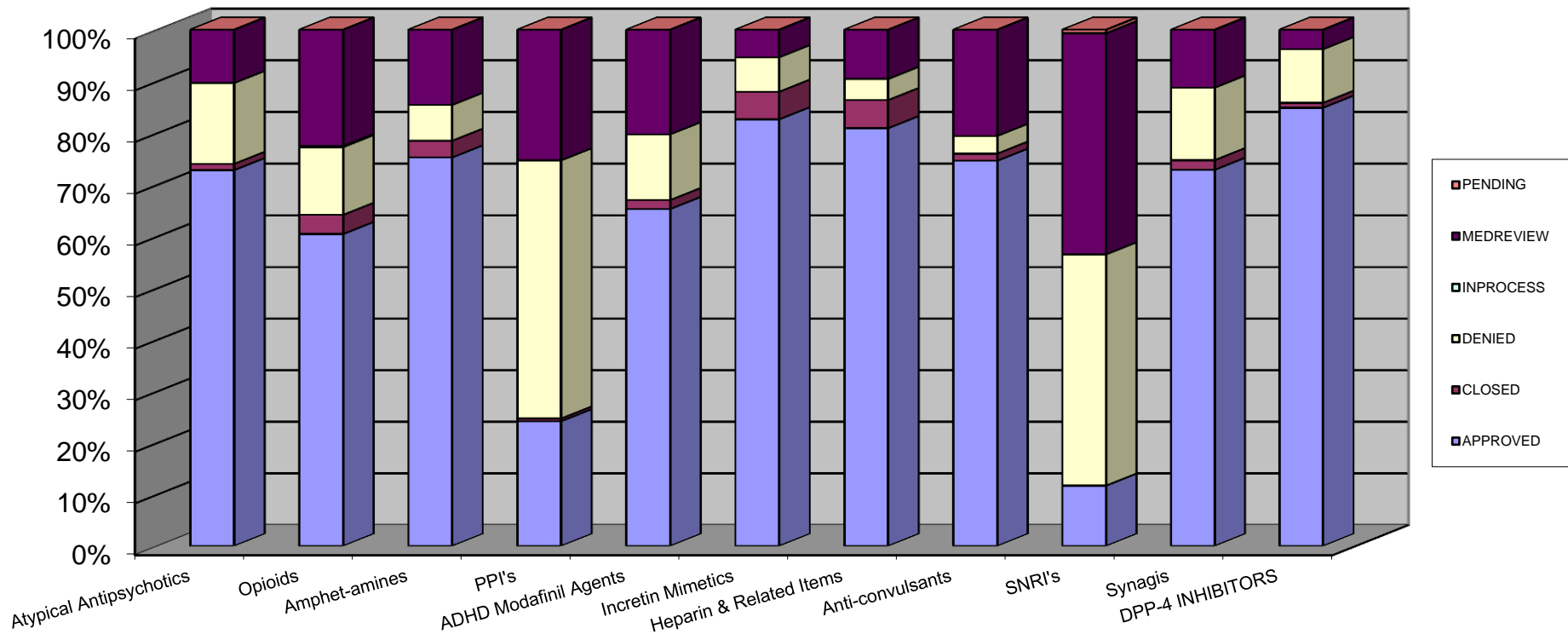


December 2010 PAs

PA Status	Atypical Antipsychotics	Opioids	Amphetamines	PPI's	ADHD-Modafinil Agents	Incretin Mimetics
APPROVED	72.84%	60.48%	75.29%	24.21%	65.32%	82.67%
CLOSED	1.21%	3.71%	3.23%	0.53%	1.73%	5.33%
DENIED	15.63%	13.10%	6.93%	50.00%	12.72%	6.67%
INPROCESS	0.00%	0.22%	0.00%	0.00%	0.00%	0.00%
MEDREVIEW	10.32%	22.49%	14.55%	25.26%	20.23%	5.33%
PENDING	0.00%	0.00%	0.00%	0.00%	0.00%	0.00%
Totals	659	458	433	190	173	150

PA Status	Heparin & Related Items	Anticonvulsants	SNRI's	Synagis	DPP-4 Inhibitors
APPROVED	80.95%	74.66%	11.72%	72.90%	84.91%
CLOSED	5.44%	1.37%	0.00%	1.87%	0.94%
DENIED	4.08%	3.42%	44.83%	14.02%	10.38%
INPROCESS	0.00%	0.00%	0.00%	0.00%	0.00%
MEDREVIEW	9.52%	20.55%	42.76%	11.21%	3.77%
PENDING	0.00%	0.00%	0.69%	0.00%	0.00%
Totals	147	146	145	107	106

December 2010 PAs

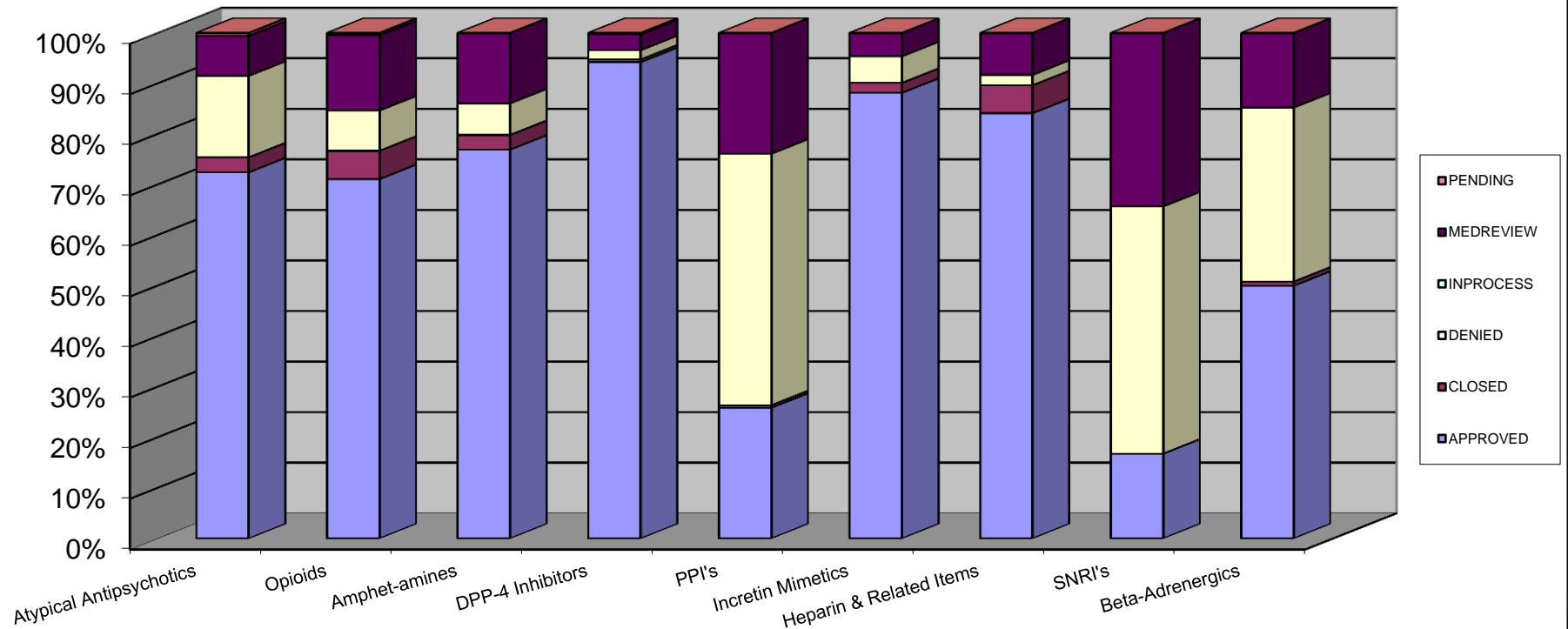


January 2011 PAs

PA Status	Atypical Antipsychotics	Opioids	Amphetamines	DPP-4 Inhibitors
APPROVED	72.45%	71.09%	76.92%	94.24%
CLOSED	2.96%	5.60%	2.91%	0.52%
DENIED	16.13%	7.96%	6.24%	1.83%
INPROCESS	0.00%	0.00%	0.00%	0.00%
MEDREVIEW	7.93%	14.90%	13.93%	3.14%
PENDING	0.54%	0.44%	0.00%	0.26%
Totals	744	678	481	382

PA Status	PPI's	Incretin Mimetics	Heparin & Related Items	SNRI's	Beta-Adrenergics
APPROVED	25.87%	88.16%	84.14%	16.79%	50.00%
CLOSED	0.50%	1.97%	5.52%	0.00%	0.82%
DENIED	49.75%	5.26%	2.07%	48.91%	34.43%
INPROCESS	0.00%	0.00%	0.00%	0.00%	0.00%
MEDREVIEW	23.88%	4.61%	8.28%	34.31%	14.75%
PENDING	0.00%	0.00%	0.00%	0.00%	0.00%
Totals	201	152	145	137	122

January 2010 PAs



Incretins

- CHANGE WVBMS policy

Approve with insulin for 3 months then review for decrease in A1C.

PA policy has changed so that the auto-PA will no longer force a reject.

Suboxone

- New approval process with longer approval periods is working well.
- Dosing to WVBMS has stabilized but cash purchases are still being seen.
- Switch to film strips forced redoing most of the PA's
- Sedative-Hypnotic Drug Interaction – Still being seen. 90 day window to wean
- Most prescribers are now enrollees

Antipsychotics

- Still very high volume of prescribing in children.
- Most the children has stimulants in their profiles.
- Diagnoses most commonly being reported is “Bipolar Disorder” with “Autism” being reported in some cases.

Tamiflu

- No PA required
- Receiving edit over-ride requests for :
 - 60mg dose – Using 2 x 30mg capsules
 - Multiple treatments for a single patient

Atomoxetine/Stimulants

- Frequent Prescribing of Duplication of therapy
- Some prescribers do not perceive this as a duplication of therapy
- Wanting to continue patient until end of School year.

■ Any Questions?