



WVBMS Drug Utilization Board

May 22, 2024

*Angela Womczuk, Doctor of Pharmacy,
BCPS, AAHIVE*

Director, Rational Drug Therapy Program

Service Assistant Professor

WVU School of Pharmacy



RDTP Updates

- New hires! We have one new intern. In the next two months we have two technicians and two pharmacists starting with our team!

- ADHD Guidelines are Finished!

A **W**est **V**irginia Guide to Evidence-Informed Evaluation, Diagnosis, and Treatment of **A**DHD and **C**omorbid **C**oncerns.

(**WV ACC Guidelines**)

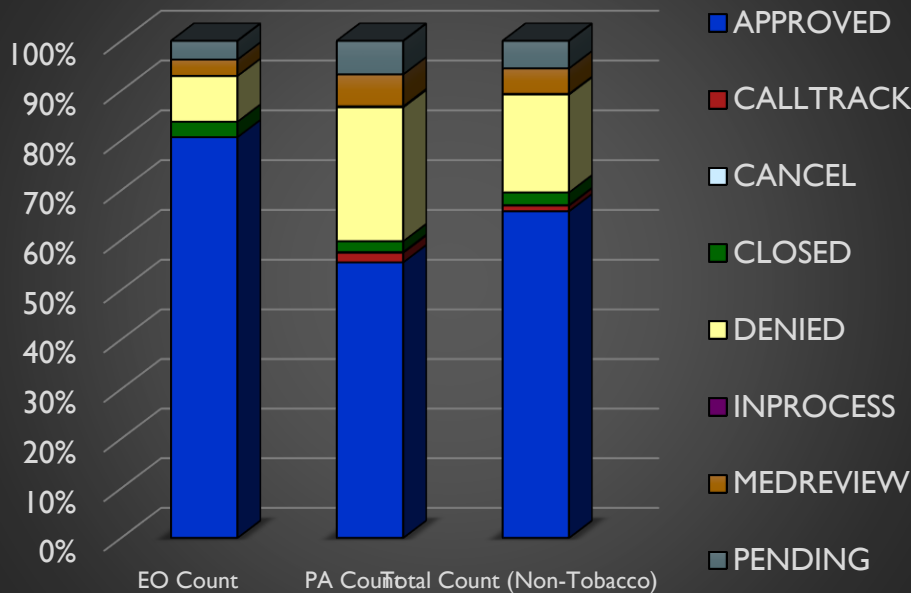
<https://wvadhd.org/>

Academic Detailing is ongoing throughout 2024 and beyond.

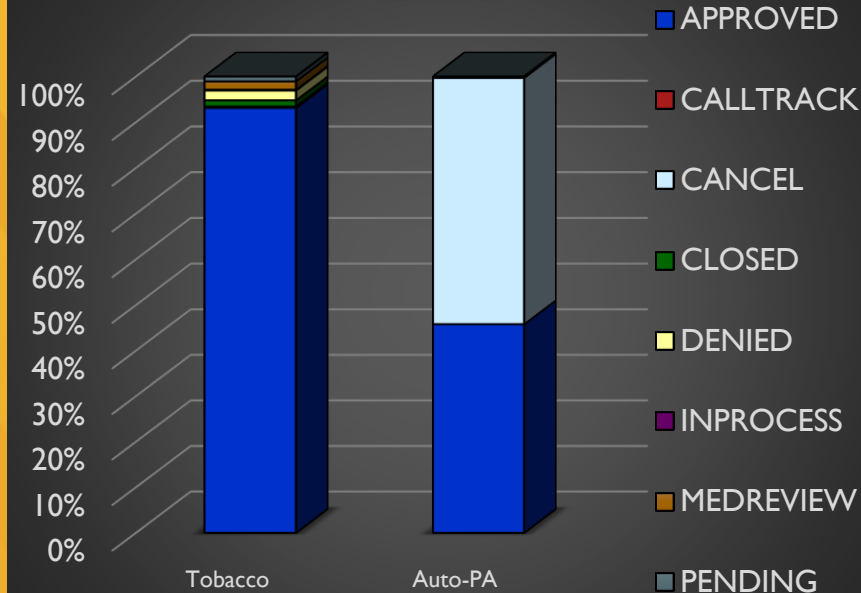
February 2024 Program Summary

	EO Count	% of EO Total	PA Count	% of PA Total	Total Count	% of Total
APPROVED	4,963	80.66%	4,954	55.52%	9,917	65.78%
DENIED	565	9.18%	2,399	26.89%	2,964	19.66%
PENDING	231	3.75%	600	6.72%	831	5.51%
Total Program Reviews (including Calltrack, Cancel, Closed, Inprocess, and Medreview status)	6,153	34.60% Of EO/PA total	8,923	50.18% Of EO/PA total	15,076	84.78%
# Member ID# s	4,605	1.34	7,572	1.18	12,177	1.24

Percentages for Non-Tobacco by Status and Type



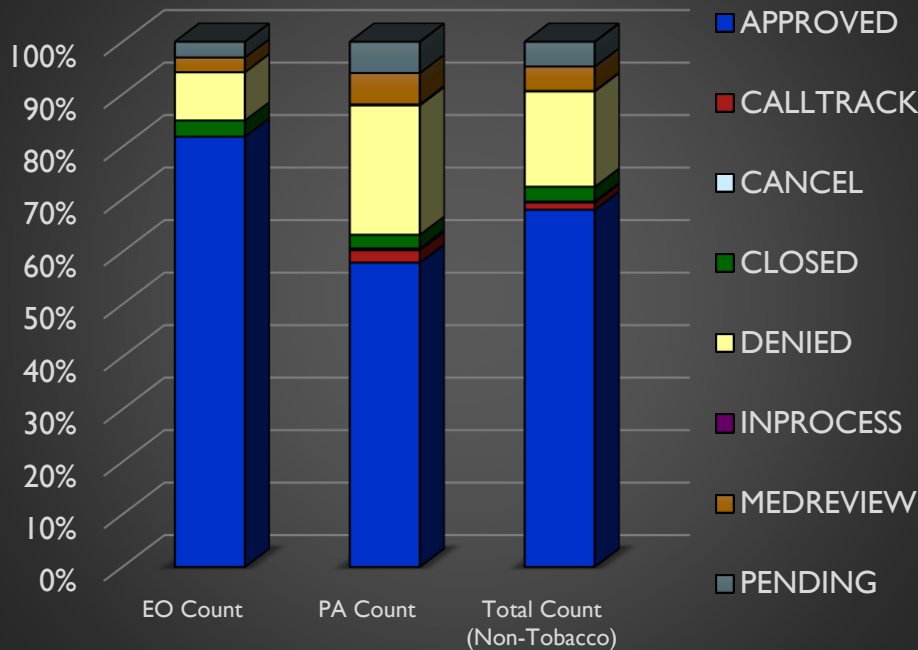
Percentages by Status for Tobacco and Auto-PA



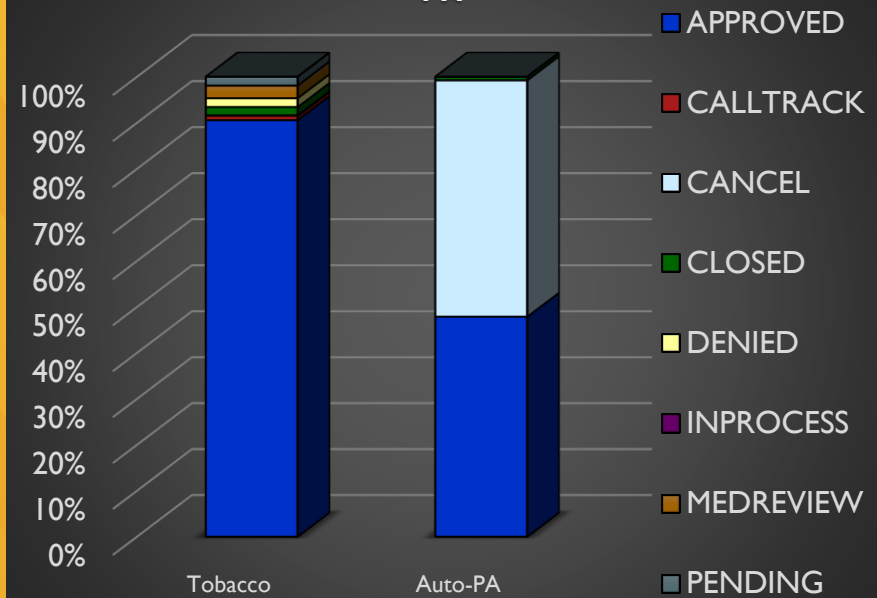
March 2024 Program Summary

	EO Count	% of EO Total	PA Count	% of PA Total	Total Count	% of Total
APPROVED	7,254	81.93%	7,087	57.95%	14,341	68.02%
DENIED	811	9.16%	3,012	24.63%	3,823	18.13%
PENDING	264	2.98%	727	5.94%	991	4.70%
Total Program Reviews (including Calltrack, Cancel, Closed, Inprocess, and Medreview status)	8,854	36.09% Of EO/PA total	12,230	49.86% Of EO/PA total	21,084	85.95%
# Member ID# s	6,512	1.36	9,858	1.24	16,370	1.29

Percentages for Non-Tobacco by Status and Type



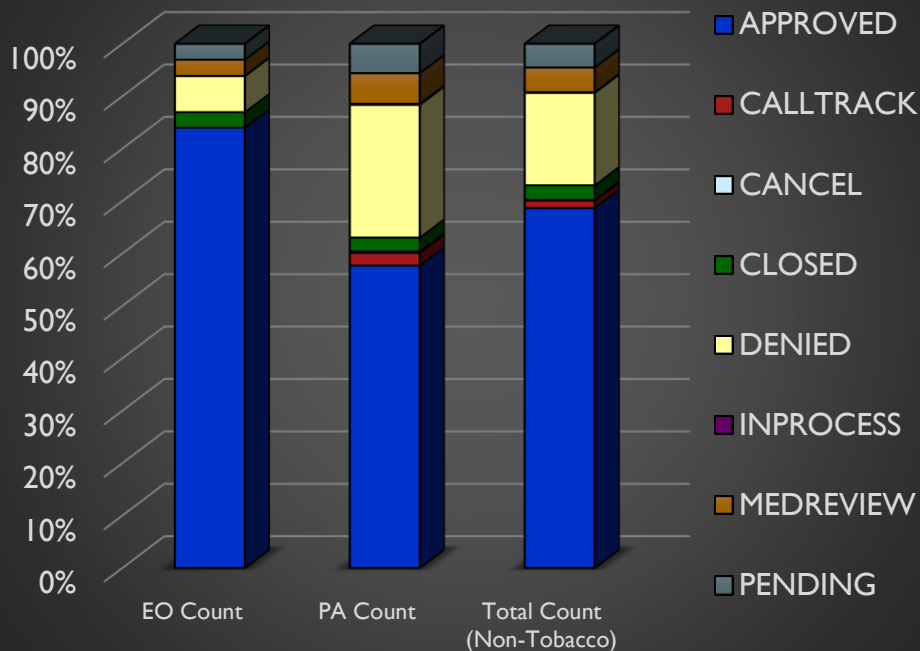
Percentages by Status for Tobacco and Auto-PA



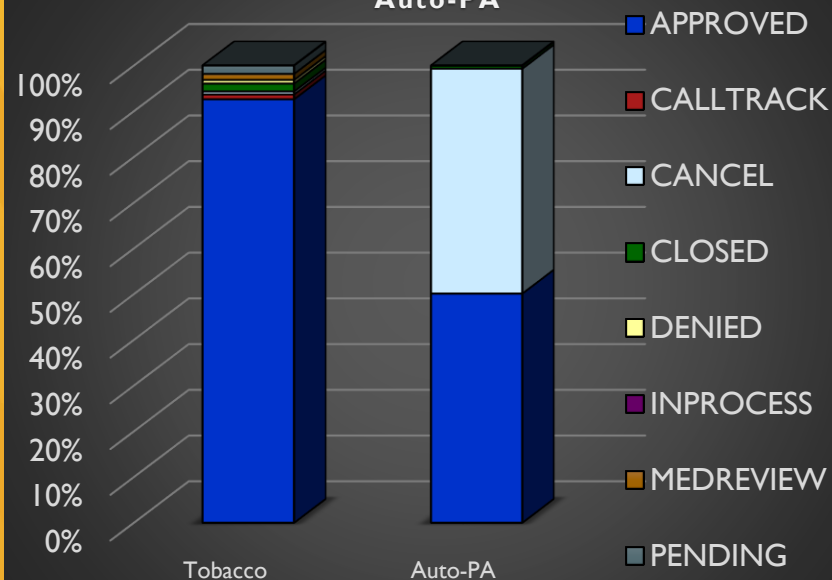
April 2024 Program Summary

	EO Count	% of EO Total	PA Count	% of PA Total	Total Count	% of Total
APPROVED	7,169	84.01%	6,884	57.69%	14,053	68.67%
DENIED	587	6.88%	3,023	25.34%	3,610	17.64%
PENDING	259	3.03%	669	5.61%	928	4.53%
Total Program Reviews (including Calltrack, Cancel, Closed, Inprocess, and Medreview status)	8,534	35.98% Of EO/PA total	11,932	50.31% Of EO/PA total	20,466	86.29%
# Member ID# s	6,312	1.35	9,522	1.25	15,834	1.29

Percentages for Non-Tobacco by Status and Type



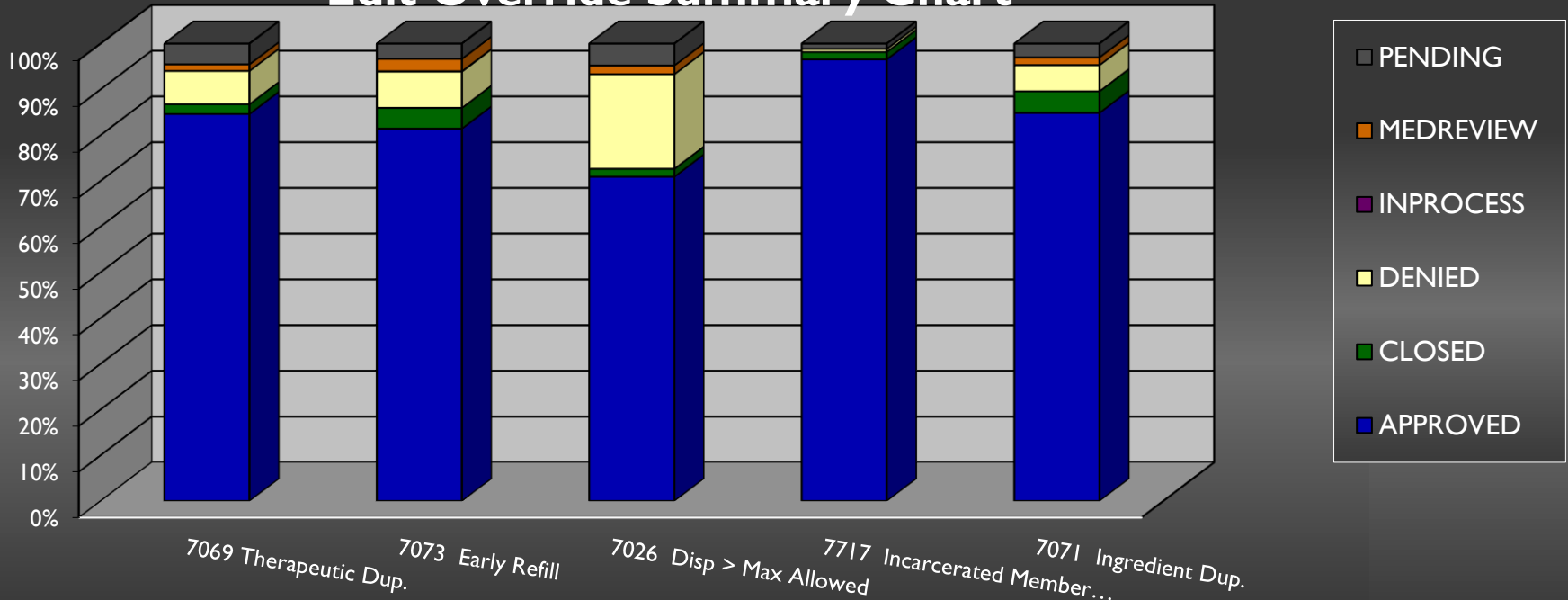
Percentages by Status for Tobacco and Auto-PA



February 2024 Edit Overrides

EO Status	7069 Ther.Dup	7073 Early Refill	7026 Disp>Exceeds Max	7717 Incarcerated Member Edit	7071 Ingredient Dup.
APPROVED	84.60%	81.41%	70.88%	96.54%	84.85%
DENIED	7.29%	7.94%	20.69%	0.69%	5.72%
PENDING	4.55%	3.34%	4.79%	1.15%	3.03%
Total EO's (including, Closed, Inprocess, and Medreview status)	2,442	1,436	522	434	297
% of TOTAL EO COUNT	36.55%	21.49%	7.81%	6.50%	4.45%

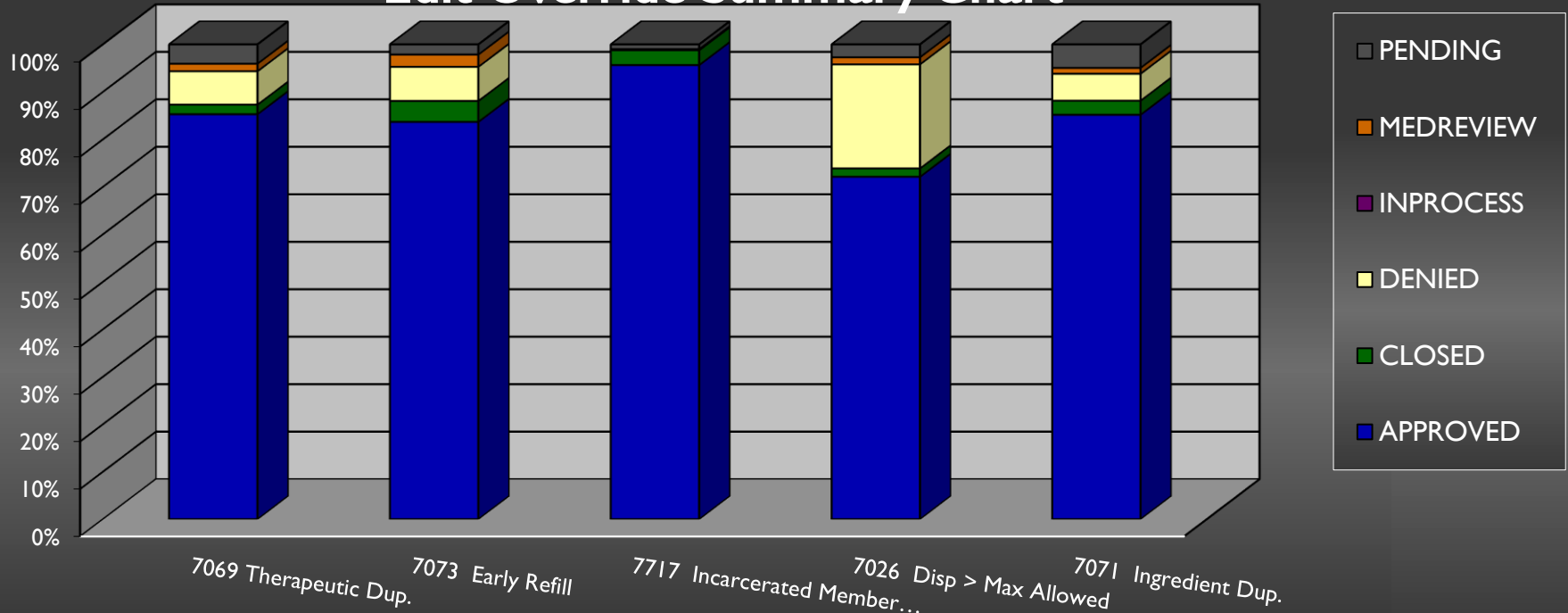
Edit Override Summary Chart



March 2024 Edit Overrides

EO Status	7069 Ther.Dup	7073 Early Refill	7717 Incarcerated Member Edit	7026 Disp>Exceeds Max	7071 Ingredient Dup.
APPROVED	85.30%	83.68%	95.66%	72.12%	85.19%
DENIED	7.04%	7.19%	0.22%	21.92%	5.68%
PENDING	4.06%	2.13%	1.00%	2.71%	4.94%
Total EO's (including, Closed, Inprocess, and Medreview status)	3,524	2,016	898	739	405
% of TOTAL EO COUNT	37.01%	21.17%	9.43%	7.76%	4.25%

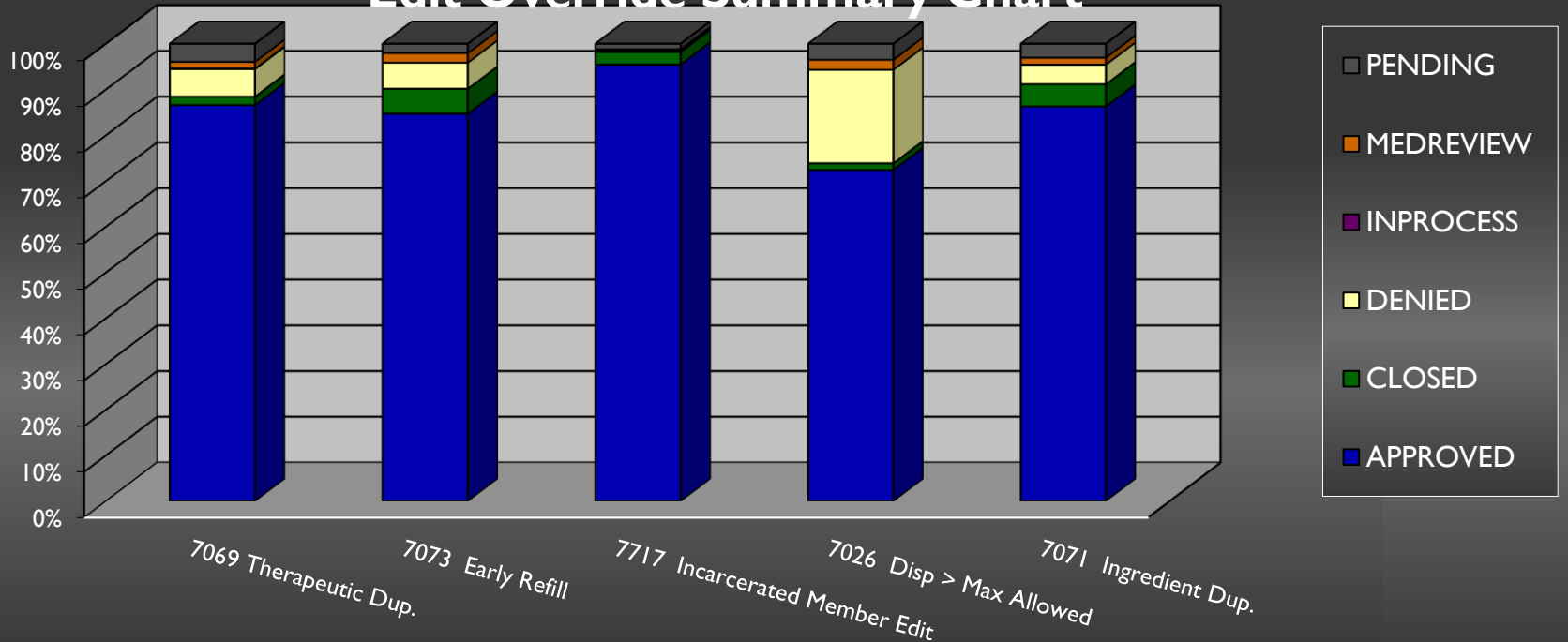
Edit Override Summary Chart



April 2024 Edit Overrides

EO Status	7069 Ther.Dup	7073 Early Refill	7717 Incarcerated Member Edit	7026 Disp>Exceeds Max	7071 Ingredient Dup.
APPROVED	86.59%	84.70%	95.45%	72.41%	86.28%
DENIED	6.02%	5.70%	0.36%	20.44%	4.27%
PENDING	3.96%	2.05%	1.20%	3.50%	3.05%
Total EO's (including, Closed, Inprocess, and Medreview status)	3,407	2,052	836	685	328
% of TOTAL EO COUNT	37.09%	22.34%	9.10%	7.46%	3.57%

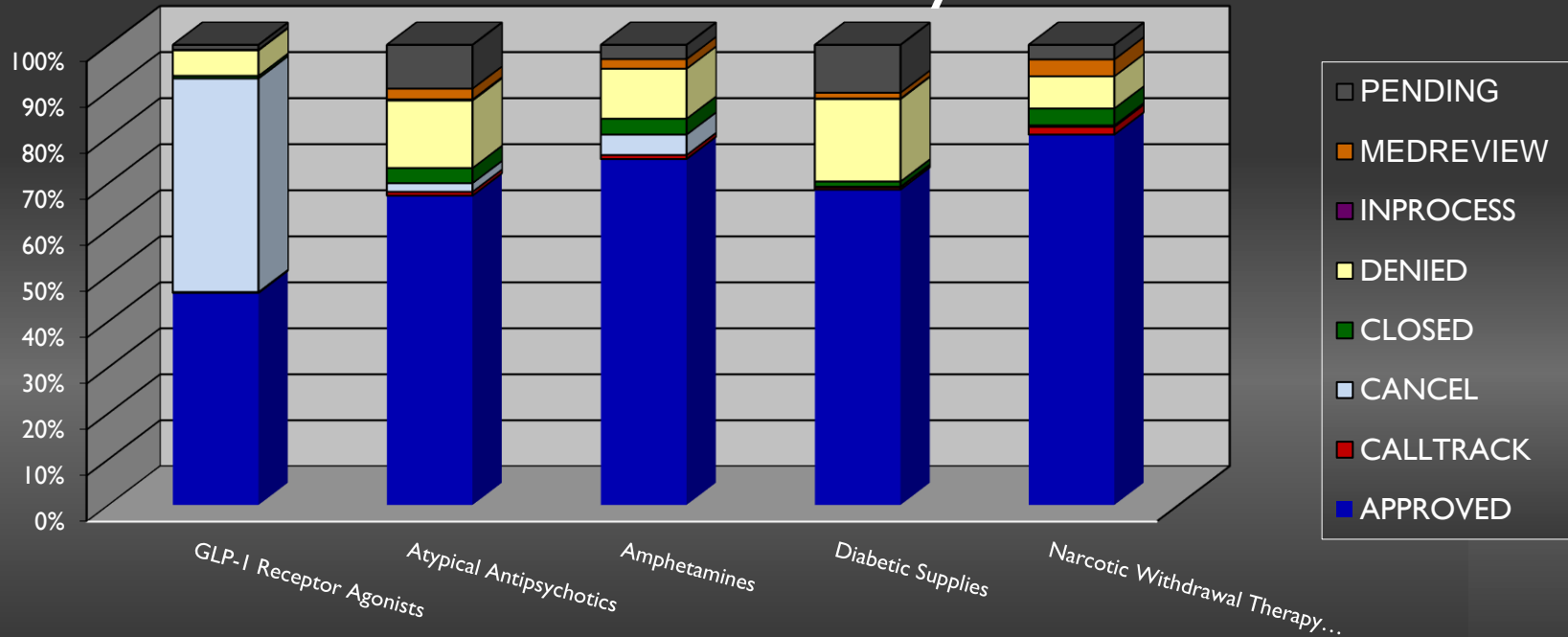
Edit Override Summary Chart



February 2024 PA Stats

PA Status	GLP-1 Receptor Agonists	Atypical Antipsychotics	Amphetamines	Diabetic Supplies	Narcotic Withdrawal Therapy Agents
APPROVED	46.16%	67.29%	75.22%	68.59%	80.53%
DENIED	5.53%	14.65%	10.85%	17.90%	6.99%
PENDING	1.05%	9.50%	3.08%	10.39%	3.16%
Totals <small>(including, Calltrack, Cancel, Closed, Inprocess, and Medreview status)</small>	2,277	853	811	799	601
Top Medication	Ozempic	Vraylar	Adderall XR	Dexcom	Sublocade

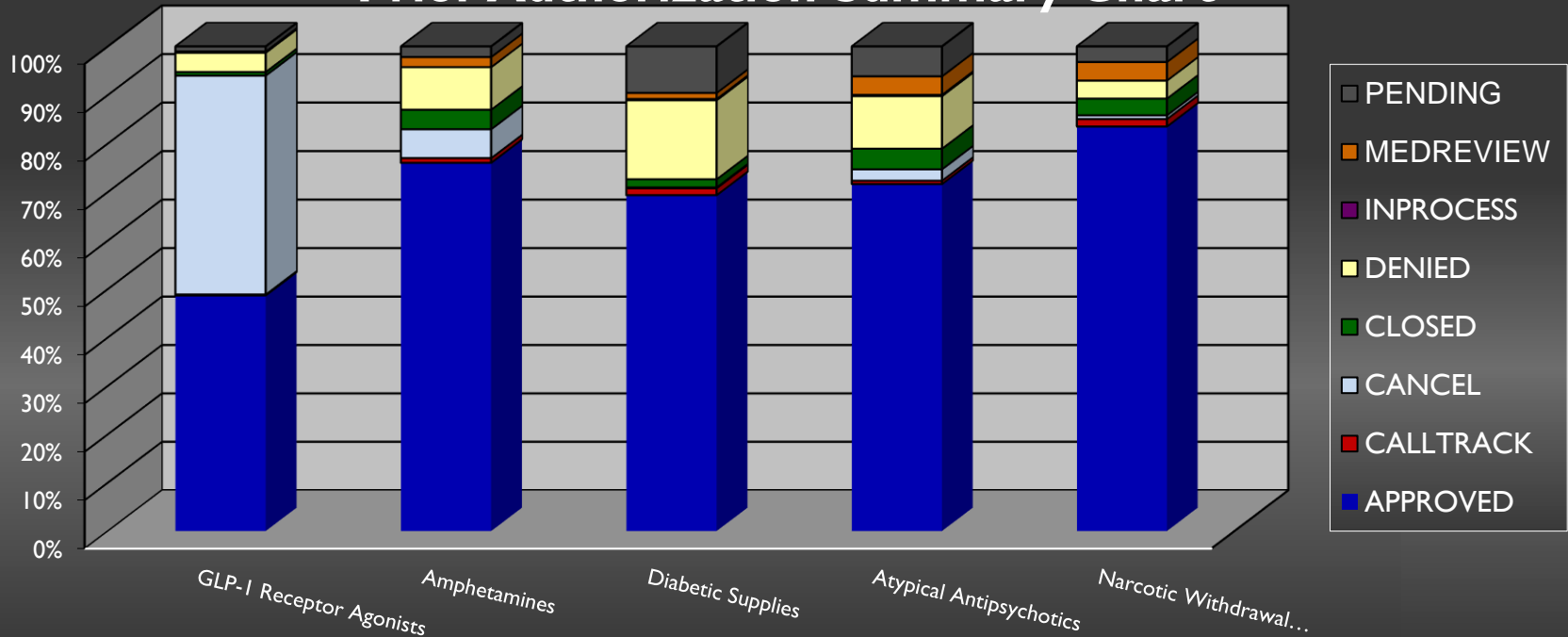
Prior Authorization Summary Chart



March 2024 PA Stats

PA Status	GLP-1 Receptor Agonists	Amphetamines	Diabetic Supplies	Atypical Antipsychotics	Narcotic Withdrawal Therapy Agents
APPROVED	48.68%	76.03%	69.35%	71.64%	83.50%
DENIED	3.97%	8.77%	16.29%	10.84%	3.71%
PENDING	1.04%	2.17%	9.57%	6.16%	3.20%
Totals (including, Calltrack, Cancel, Closed, Inprocess, and Medreview status)	3,176	1,243	1,191	1,153	782
Top Medication	Ozempic	Adderall XR	Dexcom	Vraylar	Sublocade

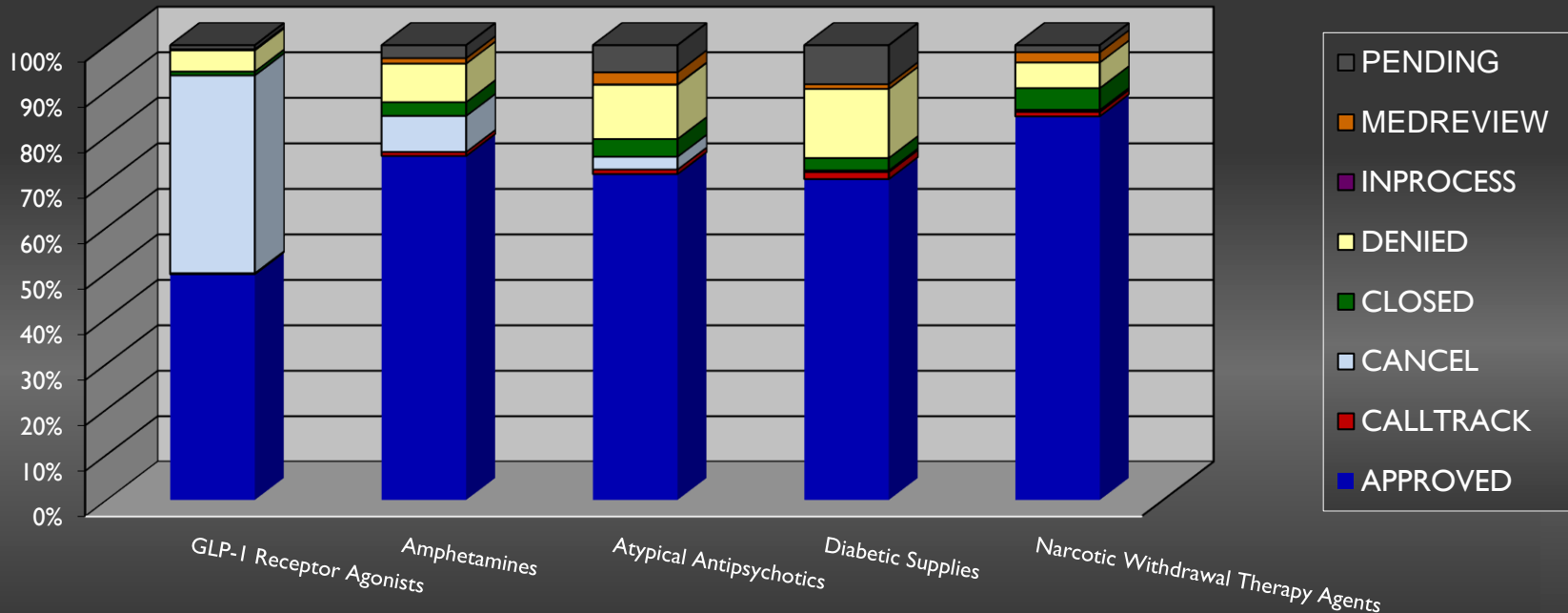
Prior Authorization Summary Chart



April 2024 PA Stats

PA Status	GLP-1 Receptor Agonists	Amphetamines	Atypical Antipsychotics	Diabetes Supplies	Narcotic Withdrawal Therapy
APPROVED	49.70%	75.67%	71.69%	70.58%	84.37%
DENIED	4.66%	8.48%	11.92%	15.18%	5.63%
PENDING	0.87%	2.85%	5.96%	8.58%	1.55%
Totals (including, Calltrack, Cancel, Closed, Inprocess, and Medreview status)	3,324	1,262	1,208	1,166	710
Top Medication	Ozempic	Vyvanse	Vraylar	Dexcom	Sublocade

Prior Authorization Summary Chart



Phone Call Request Turnaround

February 2024

	Calls Presented	Avg Speed of Answer	Avg Ring Duration	Avg Handle Time
Medicaid PA Line	8,585	0:15 sec	0:06	2:20 min
Gainwell DUR Line	8,532	0:52 sec	0:05	1:48 min

March 2024

	Calls Presented	Avg Speed of Answer	Avg Ring Duration	Avg Handle Time
Medicaid PA Line	8,647	0:20 sec	0:06	2:25 min
Gainwell DUR Line	8,634	0:58 min	0:05	1:50 min

April 2024

	Calls Presented	Avg Speed of Answer	Avg Ring Duration	Avg Handle Time
Medicaid PA Line	8,376	0:20 sec	0:06	2:24 min
Gainwell DUR Line	8,759	0:52 sec	0:05	1:59 min

Number of Contacts

	February 2024	March 2023	April 2024
Less Than or Equal to 3 Notes Per Created EO-PA	97.51%	97.23%	97.23%

Thank you

Any Questions?

