

WVBMS Drug Utilization Board

February 14, 2024

*Angela Wonczyk, Doctor of Pharmacy,
BCPS, AAHIVE*

Director, Rational Drug Therapy Program

Service Assistant Professor

WVU School of Pharmacy



RDTP Updates

- New hires! We have one new pharmacy technician and one new pharmacy technician trainee.
- Looking for interns to replace our interns graduating this spring
- ADHD Guidelines are Finished!

A **W**est **V**irginia Guide to Evidence-Informed Evaluation, Diagnosis, and Treatment of **A**DH**D** and **C**omorbid **C**oncerns.

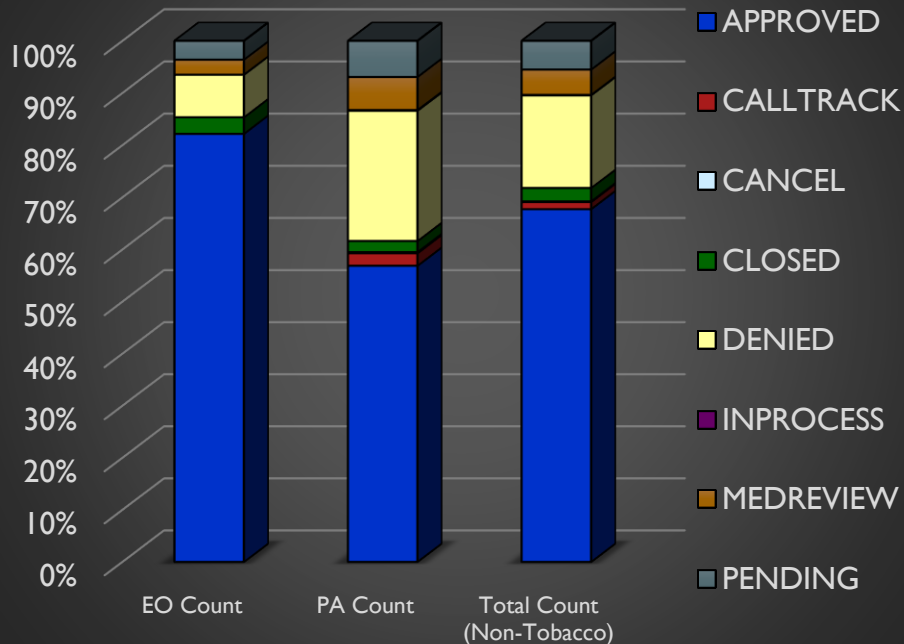
(**WV ACC Guidelines**)

<https://wvadhd.org/>

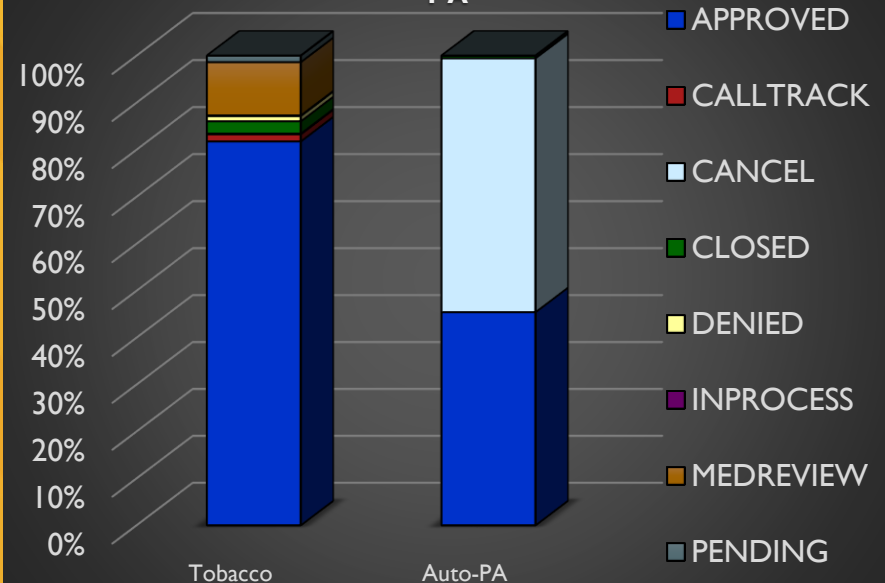
November 2023 Program Summary

	EO Count	% of EO Total	PA Count	% of PA Total	Total Count	% of Total
APPROVED	6,712	82.17%	6,182	56.88%	12,894	67.73%
DENIED	666	8.15%	2,713	24.96%	3,379	17.75%
PENDING	295	3.61%	752	6.92%	1,047	5.50%
Total Program Reviews <small>(including Calltrack, Cancel, Closed, Inprocess, and Medreview status)</small>	8,168	36.74% Of EO/PA total	10,868	48.88% Of EO/PA total	19,036	85.62%
# Member ID# s	5,996	1.36	8,723	1.25	14,719	1.29

Percentages for Non-Tobacco by Status and Type



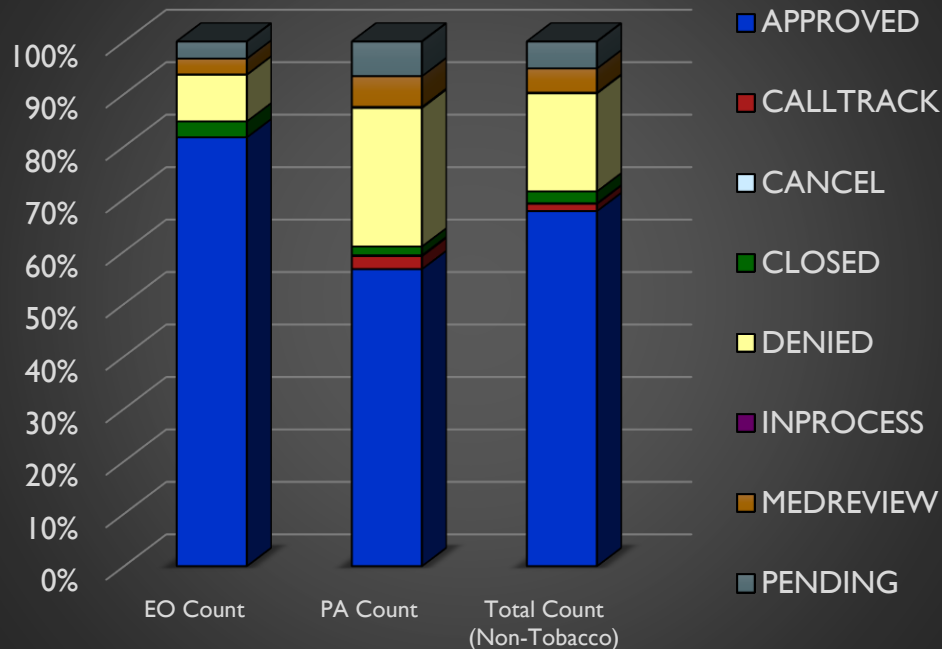
Percentages by Status for Tobacco and Auto-PA



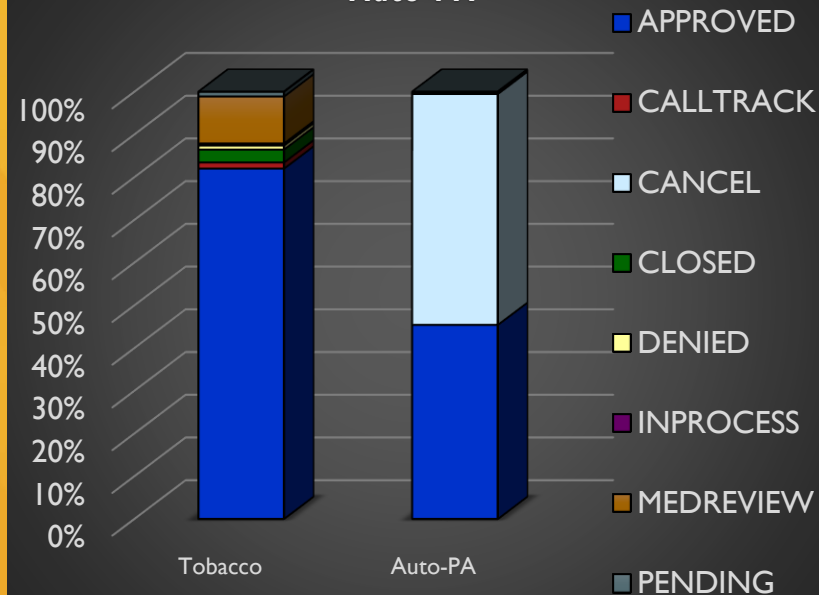
December 2023 Program Summary

	EO Count	% of EO Total	PA Count	% of PA Total	Total Count	% of Total
APPROVED	6,524	81.73%	5,741	56.62%	12,265	67.68%
DENIED	710	8.90%	2,678	26.41%	3,388	18.70%
PENDING	260	3.26%	670	6.61%	930	5.13%
Total Program Reviews (including Calltrack, Cancel, Closed, Inprocess, and Medreview status)	7,982	37.53% Of EO/PA total	10,140	47.68% Of EO/PA total	18,122	85.20%
# Member ID# s	5,772	1.38	8,192	1.24	13,964	1.30

Percentages for Non-Tobacco by Status and Type



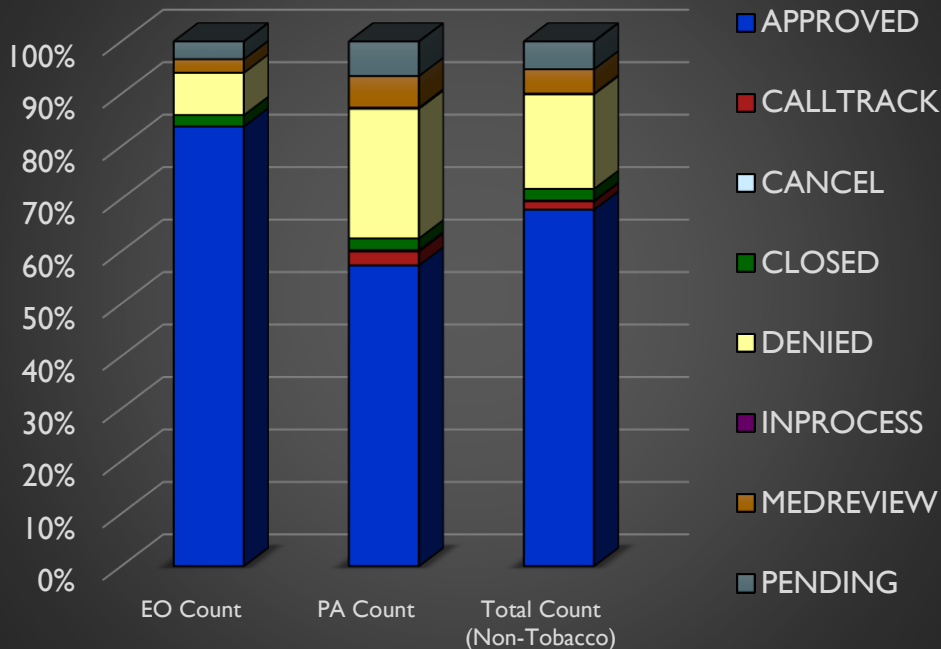
Percentages by Status for Tobacco and Auto-PA



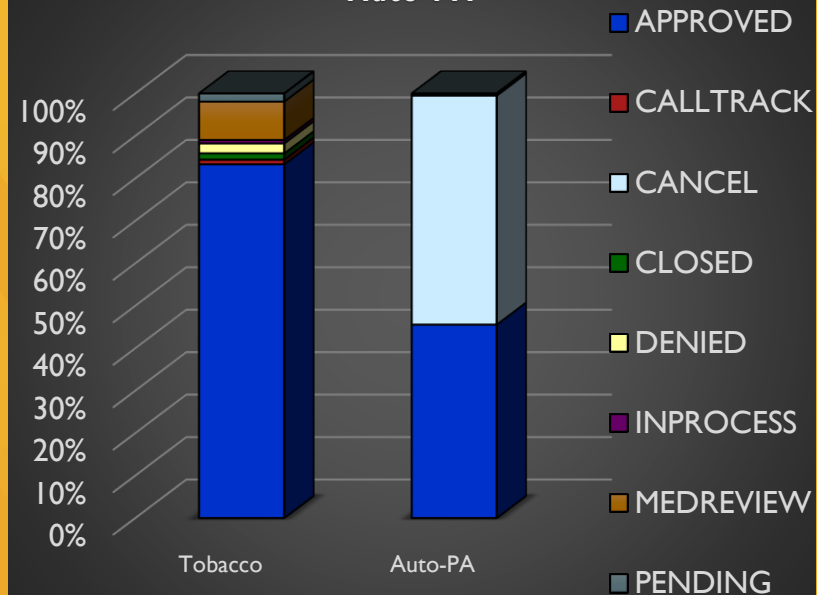
January 2024 Program Summary

	EO Count	% of EO Total	PA Count	% of PA Total	Total Count	% of Total
APPROVED	6,614	83.80%	6,756	57.33%	13,370	67.94%
DENIED	636	8.06%	2,911	24.70%	3,547	18.03%
PENDING	267	3.38%	776	6.58%	1,043	5.30%
Total Program Reviews (including Calltrack, Cancel, Closed, Inprocess, and Medreview status)	7,893	34.52% Of EO/PA total	11,785	51.55% Of EO/PA total	19,678	86.07%
# Member ID# s	5,888	1.34	9,431	1.25	15,319	1.28

Percentages for Non-Tobacco by Status and Type



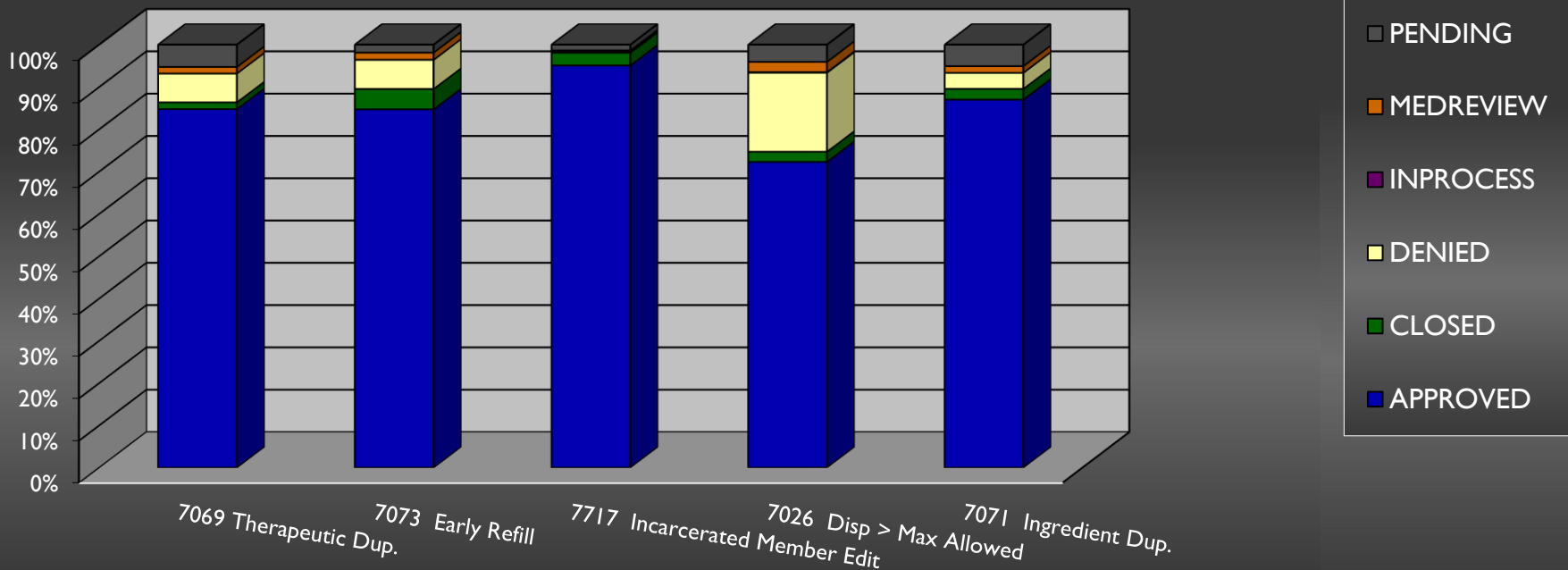
Percentages by Status for Tobacco and Auto-PA



November 2023 Edit Overrides

EO Status	7069 Ther.Dup	7073 Early Refill	7717 Incarcerated Member Edit	7026 Disp>Exceeds Max	7071 Ingredient Dup.
APPROVED	84.78%	84.71%	95.10%	72.29%	87.03%
DENIED	6.81%	6.89%	0.27%	18.67%	3.80%
PENDING	5.25%	1.86%	1.36%	4.07%	5.06%
Total EO's (including, Closed, Inprocess, and Medreview status)	3,199	1,988	734	664	316
% of TOTAL EO COUNT	36.25%	22.52%	8.32%	7.52%	3.58%

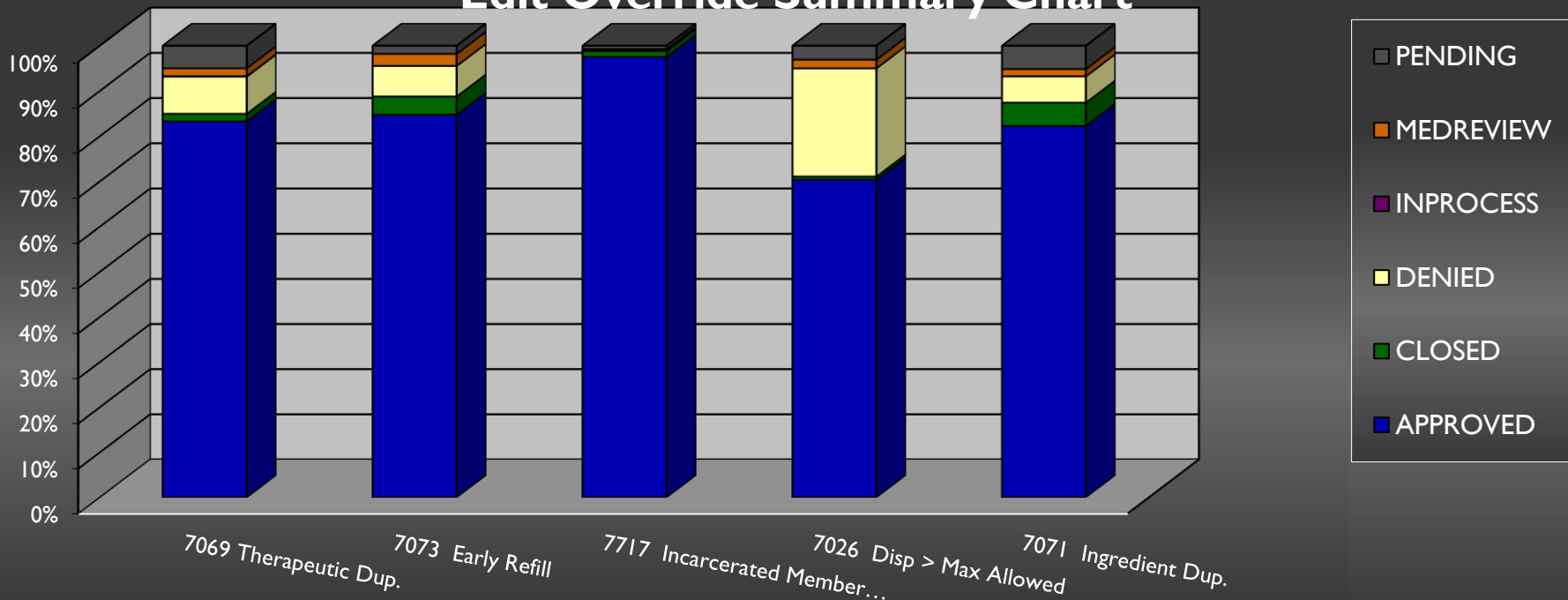
Edit Override Summary Chart



December 2023 Edit Overrides

EO Status	7069 Ther.Dup	7073 Early Refill	7717 Incarcerated Member Edit	7026 Disp>Exceeds Max	7071 Ingredient Dup.
APPROVED	83.26%	84.74%	97.53%	70.34%	82.26%
DENIED	8.22%	6.76%	0.29%	23.94%	5.81%
PENDING	4.98%	1.79%	0.73%	3.08%	5.16%
Total EO's (including, Closed, Inprocess, and Medreview status)	2,992	2,176	688	681	310
% of TOTAL EO COUNT	34.73%	25.26%	7.99%	7.90%	3.60%

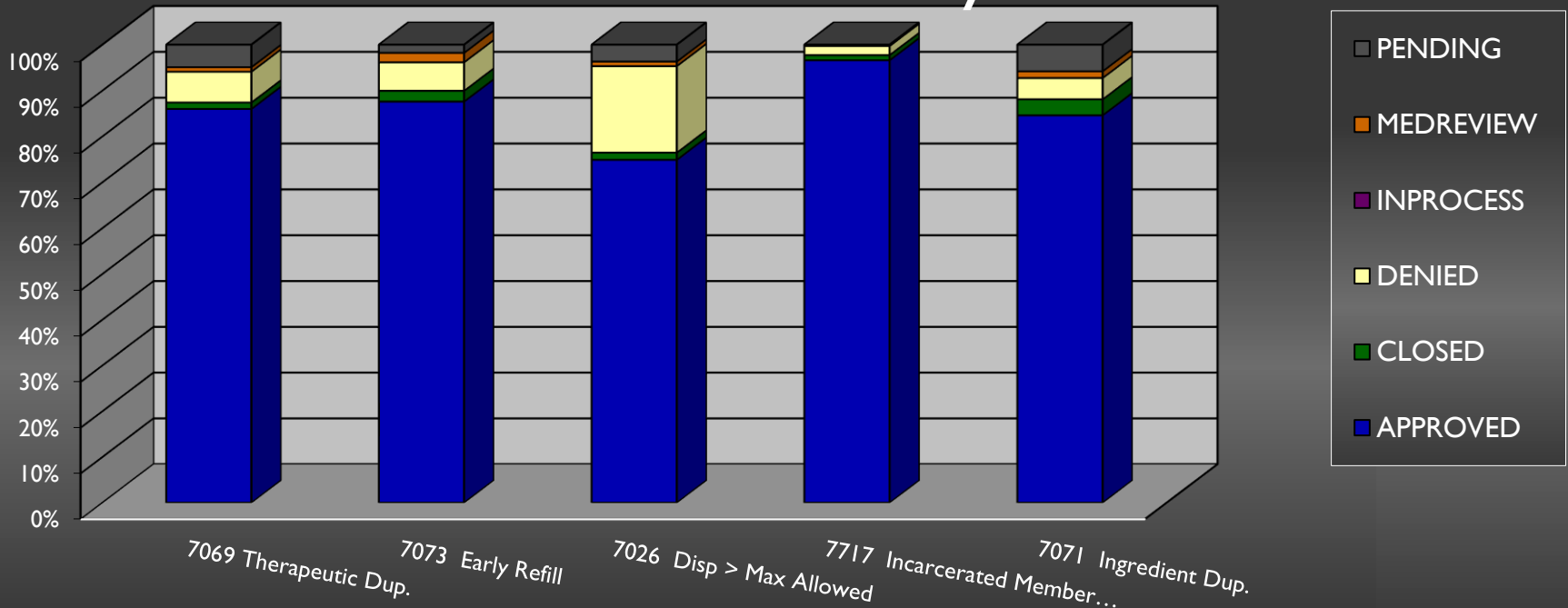
Edit Override Summary Chart



January 2024 Edit Overrides

EO Status	7069 Ther.Dup	7073 Early Refill	7026 Disp>Exceeds Max	7717 Incarcerated Member Edit	7071 Ingredient Dup.
APPROVED	85.98%	87.59%	74.89%	96.59%	84.59%
DENIED	6.71%	6.21%	18.87%	1.99%	4.65%
PENDING	4.91%	1.78%	3.69%	0.14%	5.81%
Total EO's (including, Closed, Inprocess, and Medreview status)	2,996	1,740	705	704	344
% of TOTAL EO COUNT	35.05%	20.35%	8.25%	8.23%	4.02%

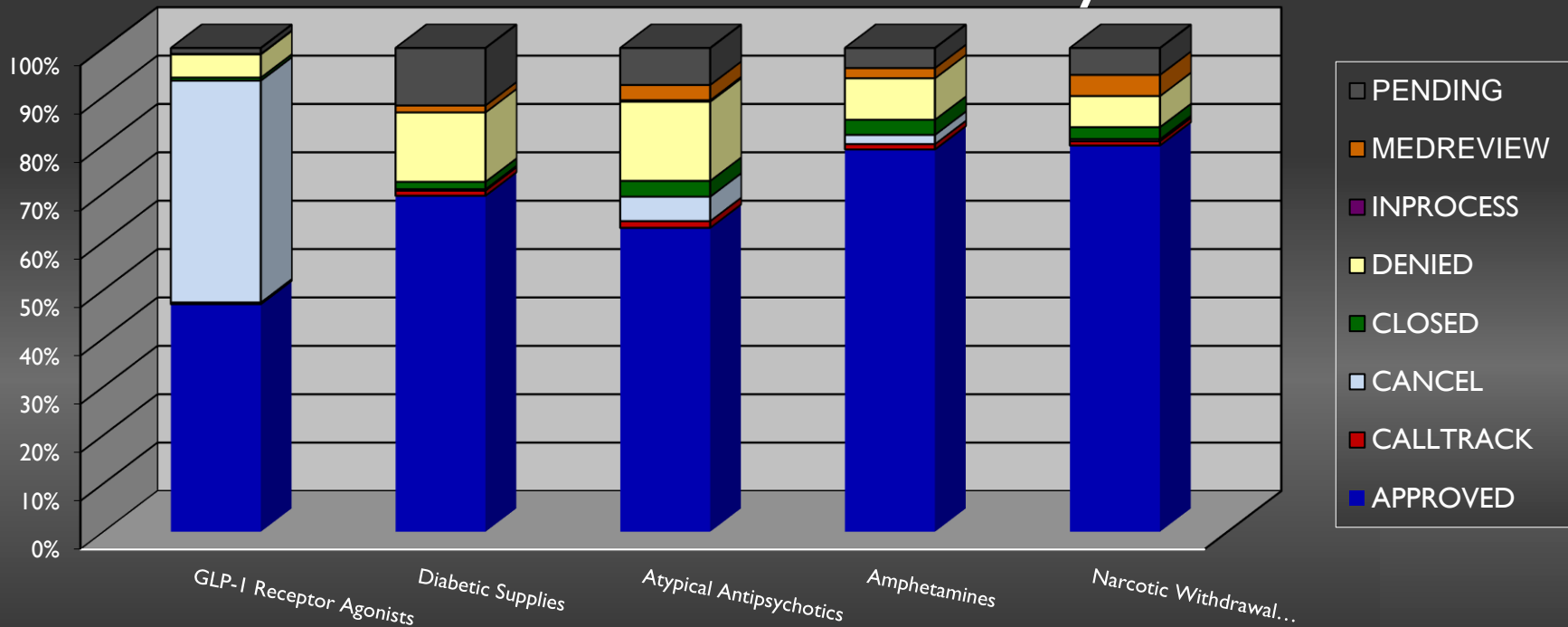
Edit Override Summary Chart



November 2023 PA Stats

PA Status	GLP-1 Receptor Agonists	Diabetic Supplies	Atypical Antipsychotics	Amphetamines	Narcotic Withdrawal Therapy
APPROVED	47.06%	69.47%	62.83%	79.03%	79.85%
DENIED	4.81%	14.35%	16.35%	8.57%	6.42%
PENDING	1.20%	11.87%	7.63%	4.13%	5.55%
Totals (including, Calltrack, Cancel, Closed, Inprocess, and Medreview status)	2,994	1,045	1,009	992	685
Top Medication	Ozempic	Dexcom	Vraylar	Adderall	Sublocade

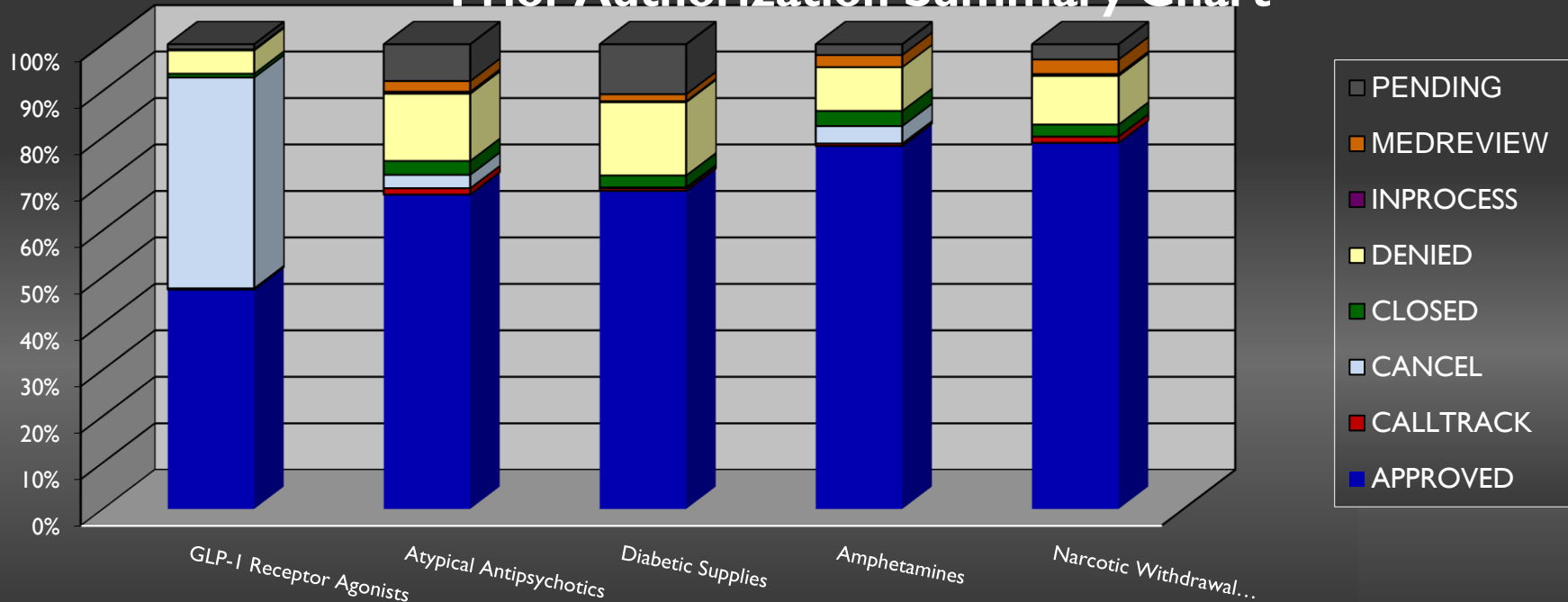
Prior Authorization Summary Chart



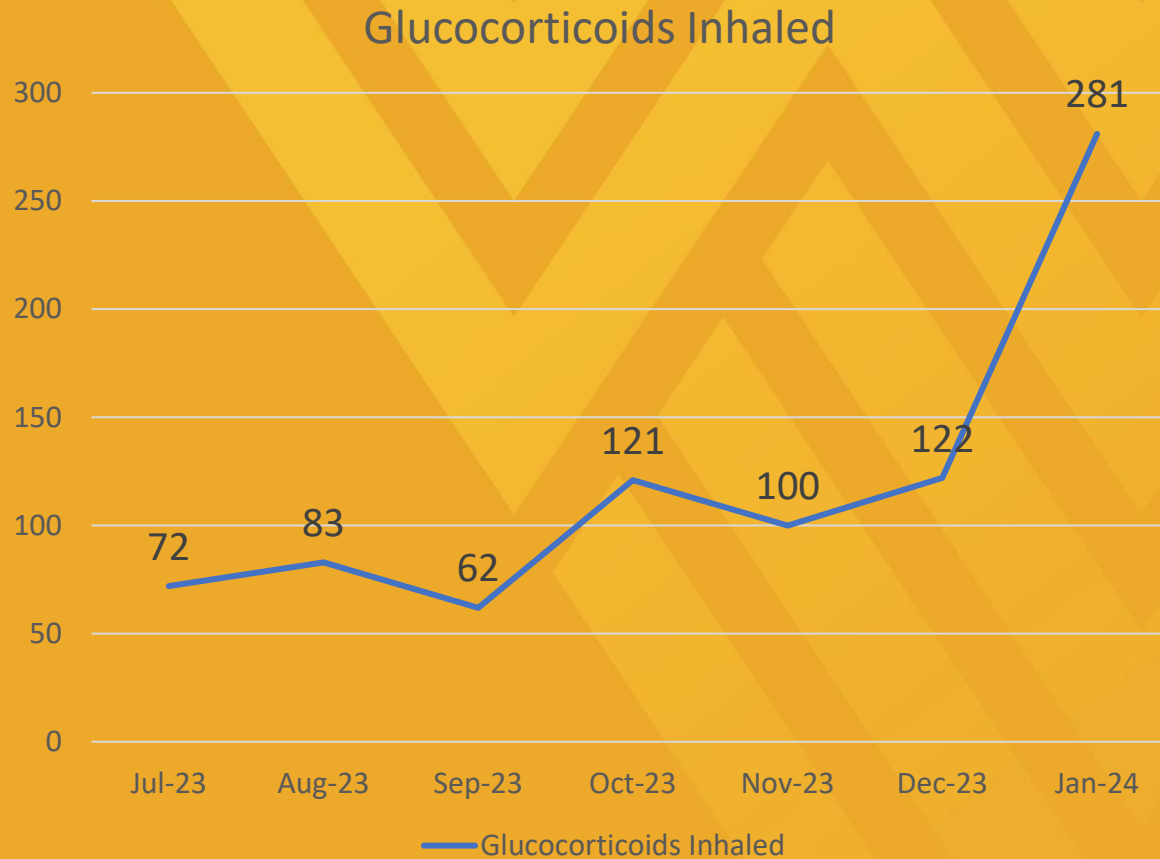
January 2024 PA Stats

PA Status	GLP-1 Receptor Agonists	Atypical Antipsychotics	Diabetic Supplies	Amphetamines	Narcotic Withdrawal Therapy
APPROVED	47.22%	67.66%	68.44%	78.12%	78.78%
DENIED	5.03%	14.47%	15.78%	9.42%	10.48%
PENDING	1.07%	7.91%	10.74%	2.30%	3.27%
Totals (including, Calltrack, Cancel, Closed, Inprocess, and Medreview status)	2,984	1,175	1,052	955	735
Top Medication	Ozempic	Vraylar	Dexcom	Adderall XR	Sublocade

Prior Authorization Summary Chart



Flovent HFA Shortage



January 2024	
Approved	126
Denied	112
Pending	19

Phone Call Request Turnaround

November 2023

	Calls Presented	Avg Speed of Answer	Avg Ring Duration	Avg Handle Time
Medicaid PA Line	7,794	0:15 sec	0:06	2:28 min
Gainwell DUR Line	8,828	1:31 min	0:04	2:02 min

December 2023

	Calls Presented	Avg Speed of Answer	Avg Ring Duration	Avg Handle Time
Medicaid PA Line	7,202	0:16 sec	0:06	2:28 min
Gainwell DUR Line	7,862	1:32 min	0:05	2:06 min

January 2024

	Calls Presented	Avg Speed of Answer	Avg Ring Duration	Avg Handle Time
Medicaid PA Line	8,583	0:13 sec	0:06	2:30 min
Gainwell DUR Line	8,151	0:49 sec	0:05	2:00 min

Number of Contacts

	November 2023	December 2023	January 2024
Less Than or Equal to 3 Notes Per Created EO-PA	97.28%	97.00%	96.77%

Thank you

Any Questions?

