



# WVBMS Drug Utilization Board

## February 26, 2025

*Angela Wownczuk, Doctor of Pharmacy,  
BCPS, AAHIVE*

*Director, Rational Drug Therapy Program*

*Service Assistant Professor*

*WVU School of Pharmacy*



# RDTP Updates

- New hires! We have one new pharmacist who started this week.
- We have other Pharmacist and Pharmacist Graduate Intern postings available if anyone would like to join our team!
- We are looking for interns to replace our interns graduating this spring. (some of whom will become pharmacists for RDTP)
- Our ADHD Clinician Support line is now life!
  - Our pharmacist staffed line for clinicians to call is now open and can address questions about the WV ACC Guidelines (West Virginia Guide to Evidence-Informed Evaluation, Diagnosis, and Treatment of ADHD and Comorbid Concerns) and provide resources to guide the evaluation, diagnosis, and treatment of ADHD.

ADHD Clinician Support Line

9am-5pm M-F 304-293-2317 or

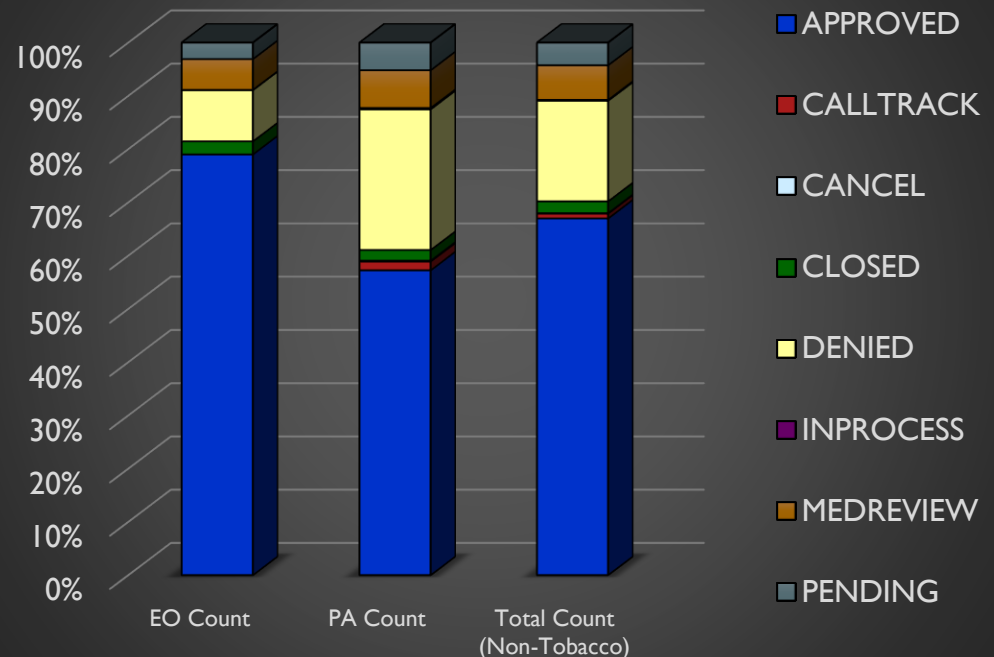
Toll-Free 800-847-3859 option 5 then option 1.



# November 2024 Program Summary

	EO Count	% of EO Total	PA Count	% of PA Total	Total Count	% of Total
<b>APPROVED</b>	6,924	79%	6,191	57.24%	13,115	66.98%
<b>DENIED</b>	842	9.61%	2,856	26.41%	3,698	18.89%
<b>PENDING</b>	271	3.09%	561	5.19%	832	4.25%
<b>Total Program Reviews</b> (including Calltrack, Cancel, Closed, Inprocess, and Medreview status)	8,765	35.78% Of EO/PA total	10,815	44.15% Of EO/PA total	19,580	79.92%
<b># Member ID# s</b>	6,535	1.34	8,901	1.22	15,436	1.27

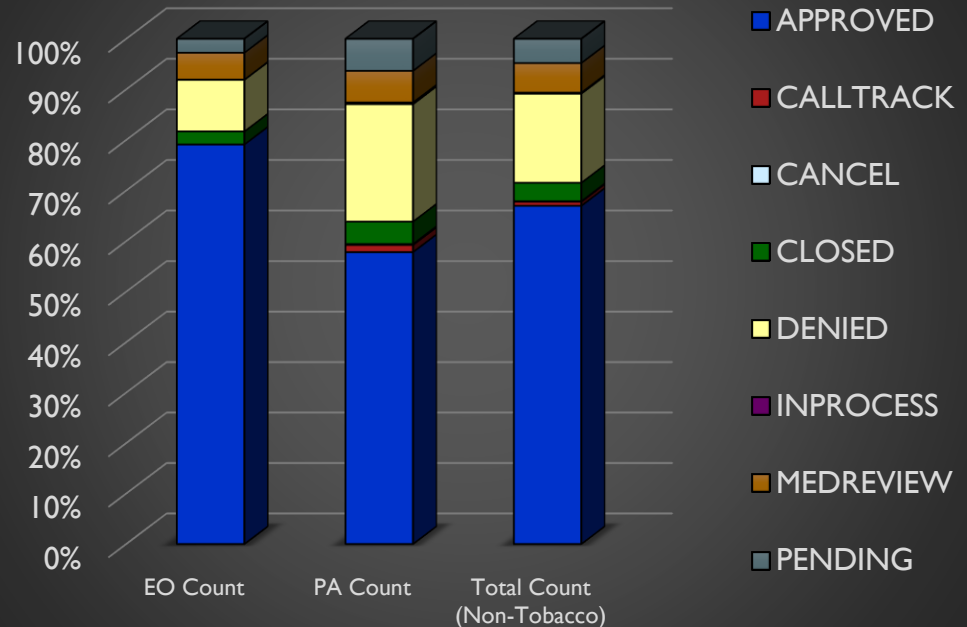
Percentages for Total Count by Status and Type



# December 2024 Program Summary

	EO Count	% of EO Total	PA Count	% of PA Total	Total Count	% of Total
<b>APPROVED</b>	6,758	79.11%	6,541	57.83%	13,299	66.98%
<b>DENIED</b>	871	10.20%	2,625	23.21%	3,496	17.61%
<b>PENDING</b>	235	2.75%	716	6.33%	951	4.79%
<b>Total Program Reviews</b> (including Calltrack, Cancel, Closed, Inprocess, and Medreview status)	8,543	39.04% Of EO/PA total	11,311	51.68% Of EO/PA total	19,854	90.72%
<b># Member ID# s</b>	6,309	1.35	8,974	1.26	15,283	1.30

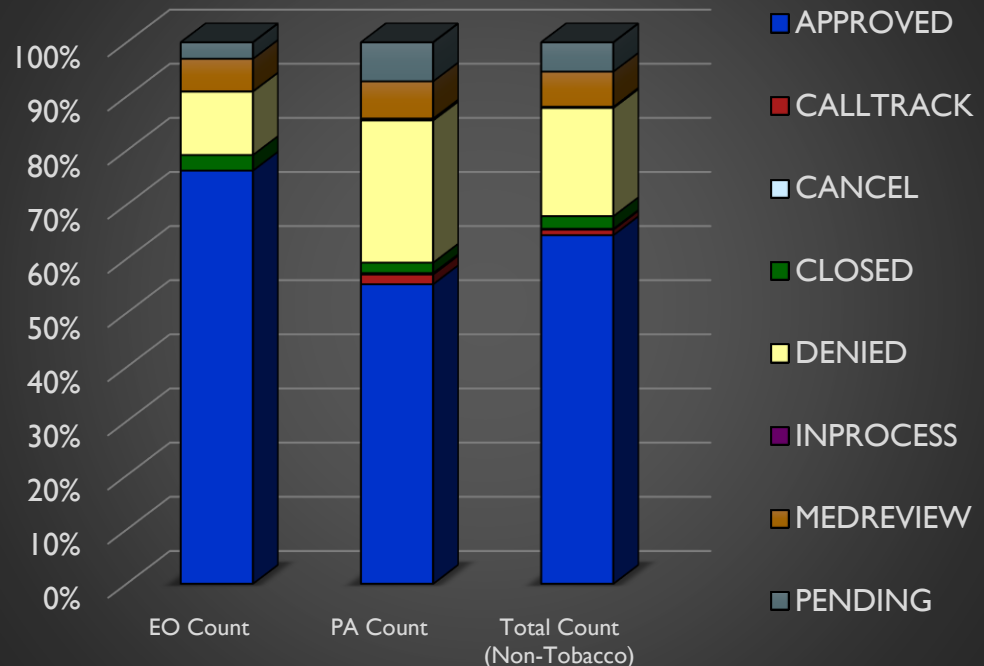
Percentages for Total Count by Status and Type



# January 2025 Program Summary

	EO Count	% of EO Total	PA Count	% of PA Total	Total Count	% of Total
<b>APPROVED</b>	6,662	76.30%	6,359	55.31%	13,021	64.37%
<b>DENIED</b>	1,023	11.72%	3,021	26.27%	4,044	19.99%
<b>PENDING</b>	265	3.04%	828	7.20%	1,093	5.40%
<b>Total Program Reviews</b> (including Calltrack, Cancel, Closed, Inprocess, and Medreview status)	8,731	34.82% Of EO/PA total	11,498	45.85% Of EO/PA total	20,229	80.67%
<b># Member ID# s</b>	6,456	1.35	9,372	1.23	15,828	1.28

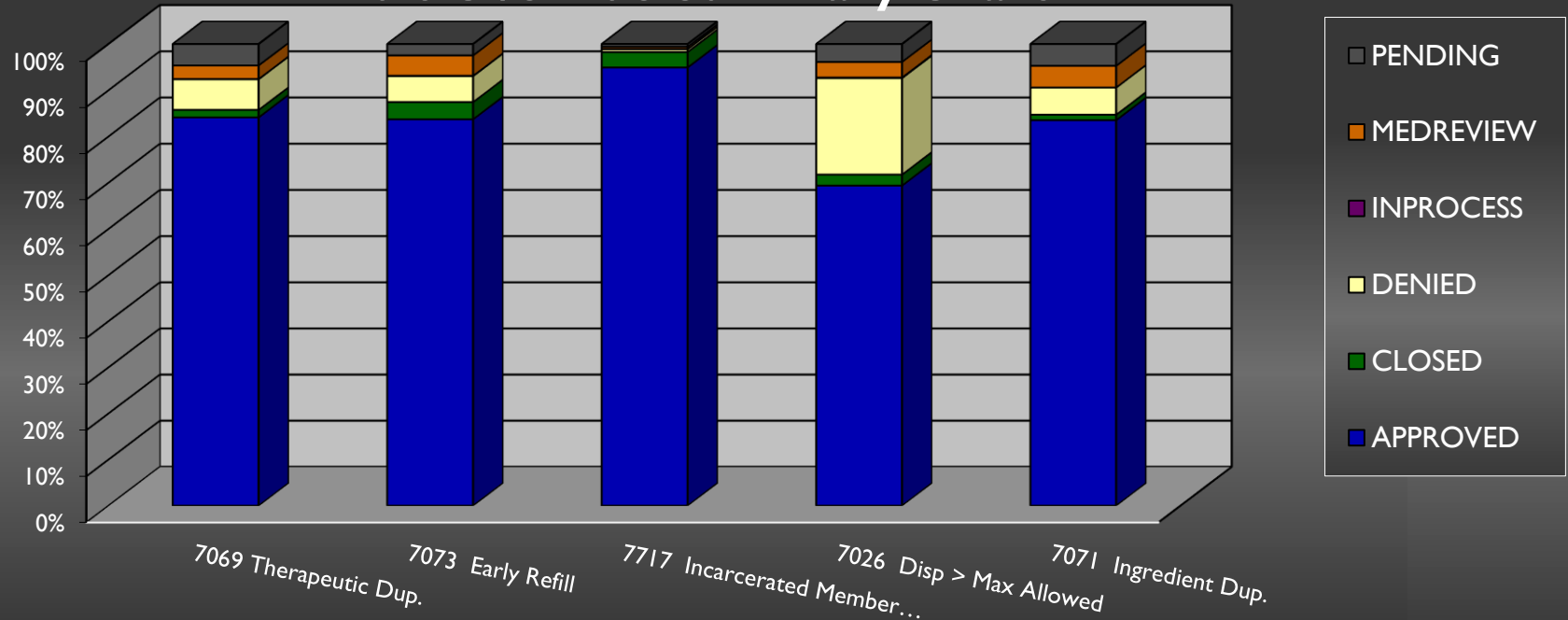
Percentages for Total Count by Status and Type



# November 2024 Edit Overrides

EO Status	7069 Ther.Dup	7073 Early Refill	7717 Incarcerated Member Edit	7026 Disp>Exceeds Max	7071 Ingredient Dup.
APPROVED	84.13%	83.73%	94.93%	69.38%	83.53%
DENIED	6.64%	5.63%	0.62%	20.88%	5.88%
PENDING	4.63%	2.46%	0.62%	3.88%	4.71%
<b>Total EO's</b> (including, Closed, Inprocess, and Medreview status)	3,390	1,991	809	800	340
<b>% of TOTAL EO COUNT</b>	35.85%	21.06%	8.56%	8.46%	3.60

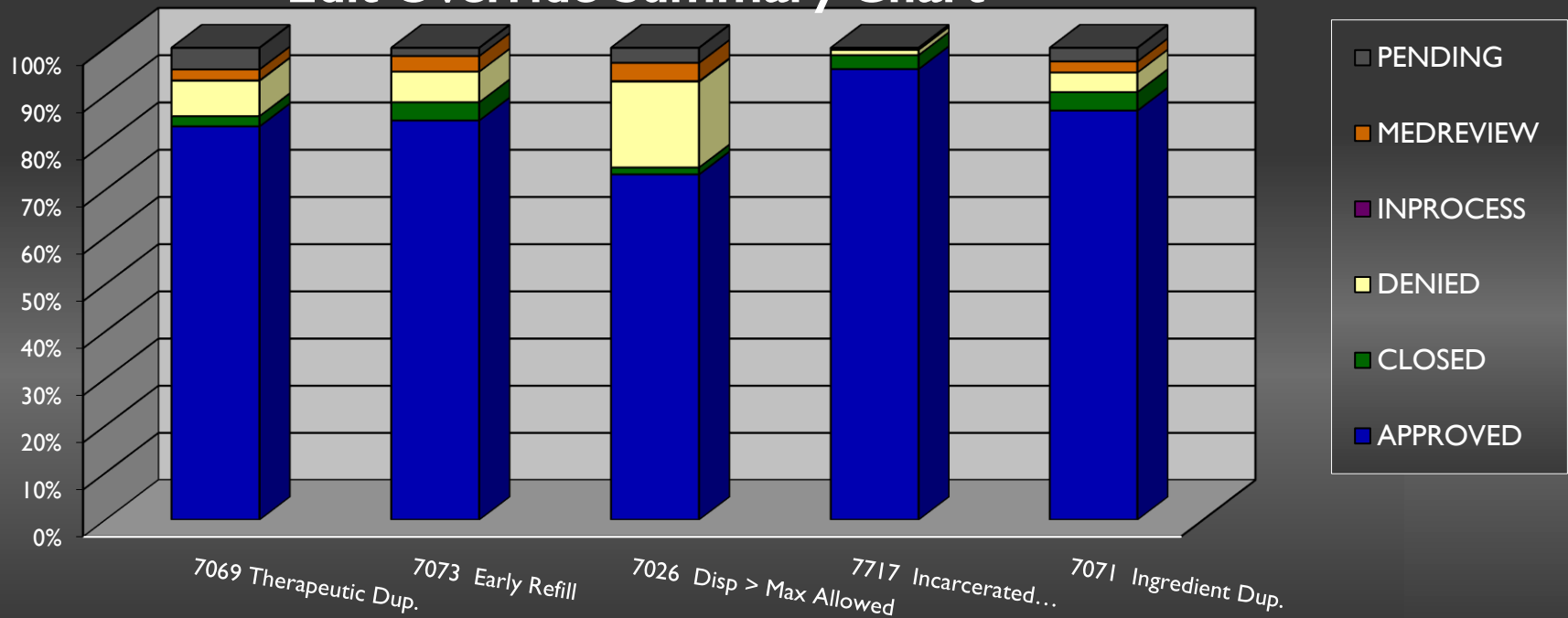
## Edit Override Summary Chart



# December 2024 Edit Overrides

EO Status	7069 Ther.Dup	7073 Early Refill	7026 Disp>Exceeds Max	7717 Incarcerated Member Edit	7071 Ingredient Dup.
APPROVED	83.37%	84.64%	73.21%	95.50%	86.72%
DENIED	7.50%	6.50%	18.16%	1.13%	4.17%
PENDING	4.57%	1.72%	3.18%	0.42%	2.86%
Total EO's (including, Closed, Inprocess, and Medreview status)	3,175	2,031	881	771	384
% of TOTAL EO COUNT	34.04%	21.77%	9.44%	7.62%	4.12%

## Edit Override Summary Chart

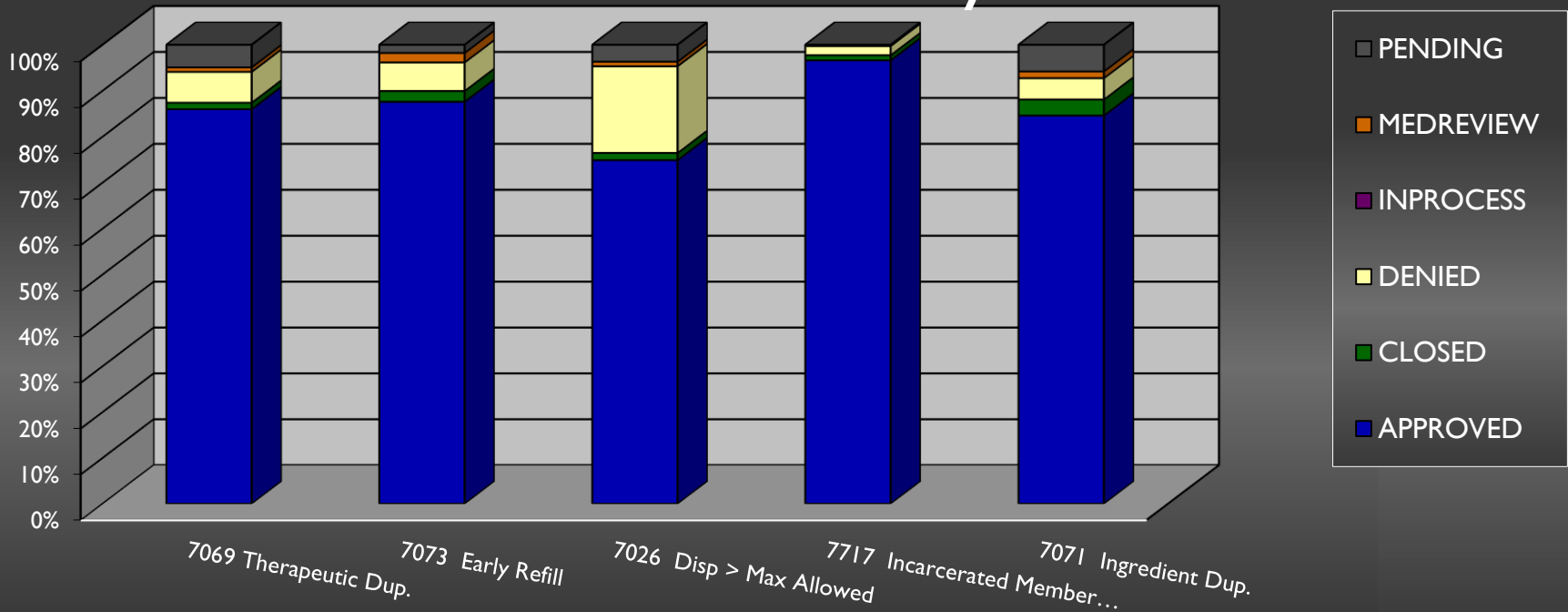




# January 2025 Edit Overrides

EO Status	7069 Ther.Dup	7073 Early Refill	7026 Disp>Exceeds Max	7717 Incarcerated Member Edit	7071 Ingredient Dup.
APPROVED	83.31%	81.89%	72.15%	95.28%	83.95%
DENIED	7.56%	8.31%	18.01%	0.98%	7.11%
PENDING	4.42%	1.30%	4.31%	0.81%	3.42%
Total EO's (including, Closed, Inprocess, and Medreview status)	3,188	2,082	905	615	380
% of TOTAL EO COUNT	35.05%	20.35%	8.25%	8.23%	4.02%

## Edit Override Summary Chart

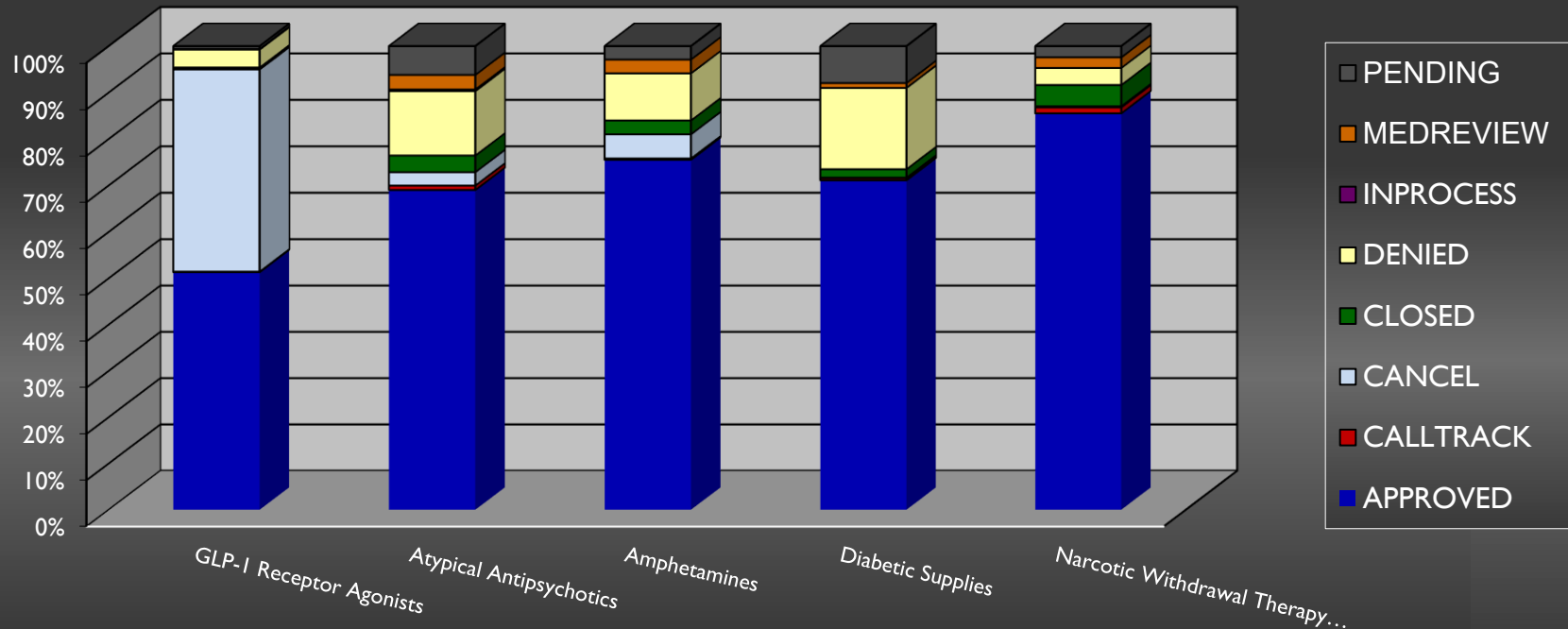




# November 2024 PA Stats

PA Status	GLP-1 Receptor Agonists	Atypical Antipsychotics	Amphetamines	Diabetic Supplies	Narcotic Withdrawal Therapy
<b>APPROVED</b>	51.34%	69.02%	75.53%	71.10%	85.53%
<b>DENIED</b>	3.87%	13.87%	10.14%	17.51%	3.68%
<b>PENDING</b>	0.60%	6.20%	2.88%	7.94%	2.41%
<b>Totals</b> (including, Calltrack, Cancel, Closed, Inprocess, and Medreview status)					
	2,688	1,146	1,075	1,045	788
<b>Top Medication</b>	Ozempic	Vraylar	Adderall IR	Dexcom	Sublocade

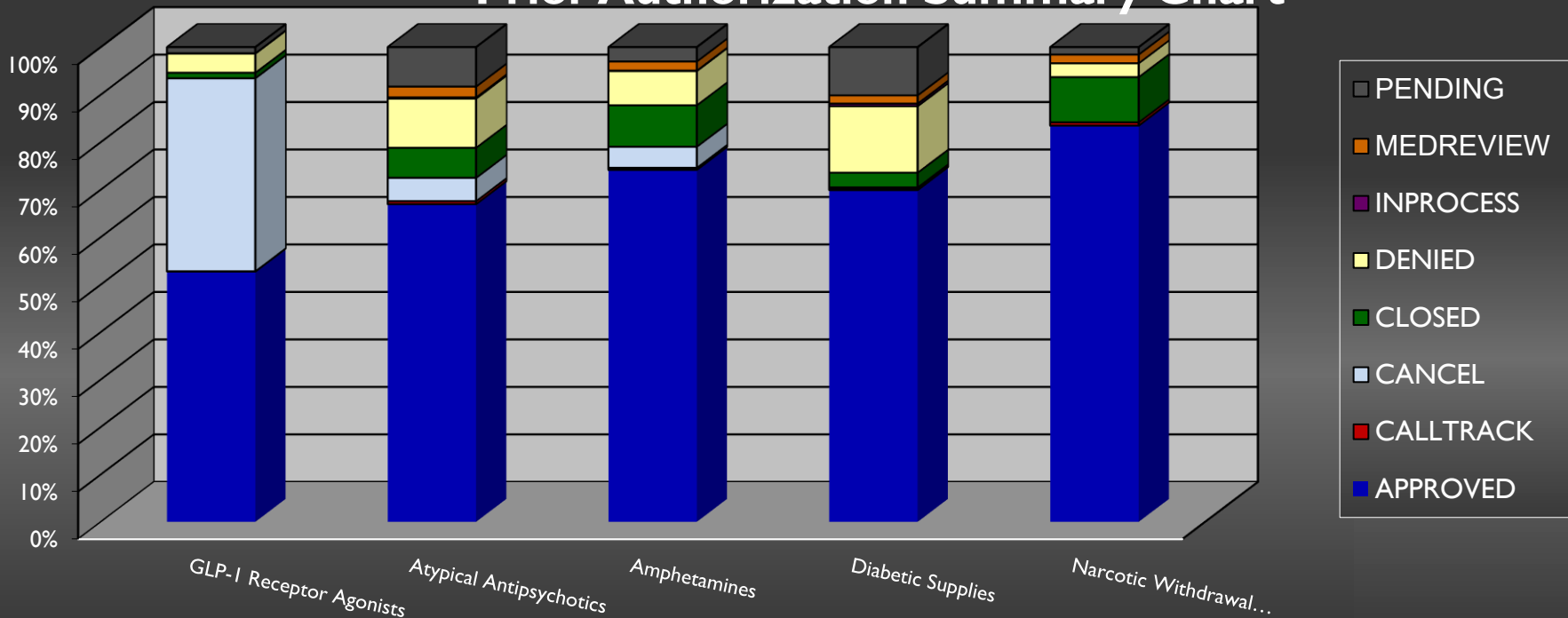
## Prior Authorization Summary Chart



# December 2024 PA Stats

PA Status	GLP-1 Receptor Agonists	Atypical Antipsychotics	Amphetamines	Diabetic Supplies	Narcotic Withdrawal Therapy
<b>APPROVED</b>	52.74%	66.93%	74.16%	69.90%	83.48%
<b>DENIED</b>	4.02%	10.36%	7.21%	14.00%	2.92%
<b>PENDING</b>	1.29%	8.31%	3.02%	10.16%	1.55%
<b>Totals</b> (including, Calltrack, Cancel, Closed, Inprocess, and Medreview status)					
	2,486	1,264	1,192	1,093	1,029
<b>Top Medication</b>	Ozempic	Vraylar	Adderall XR	Dexcom	Sublocade

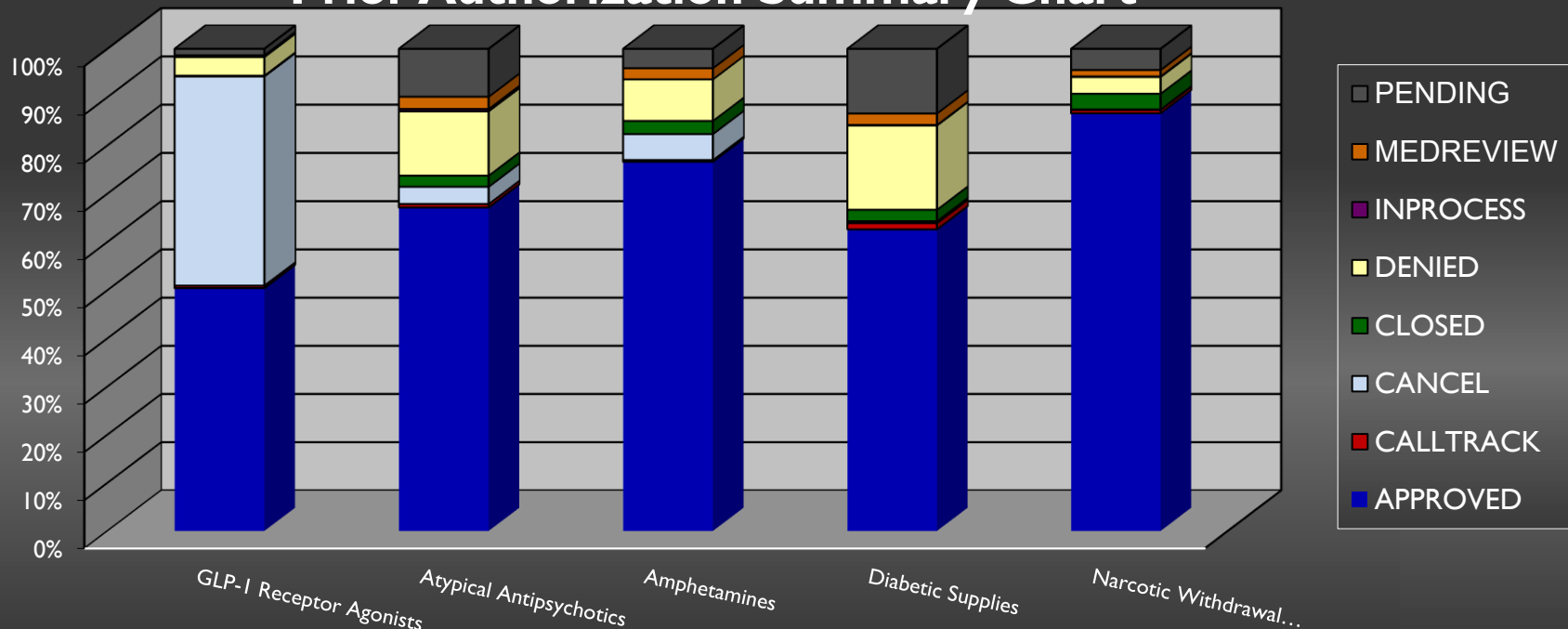
## Prior Authorization Summary Chart



# January 2025 PA Stats

PA Status	GLP-1 Receptor Agonists	Atypical Antipsychotics	Amphetamines	Diabetic Supplies	Narcotic Withdrawal Therapy
<b>APPROVED</b>	50.43%	67.14%	76.62%	62.60%	86.66%
<b>DENIED</b>	3.86%	13.33%	8.62%	17.46%	3.48%
<b>PENDING</b>	1.34%	9.92%	4.01%	13.39%	4.37%
<b>Totals</b> (including, Calltrack, Cancel, Closed, Inprocess, and Medreview status)	2,538	1,260	1,172	1,008	892
<b>Top Medication</b>	Ozempic	Vraylar	Adderall XR	Dexcom	Sublocade

## Prior Authorization Summary Chart



# Phone Call Request Turnaround

## November 2024

	Calls Presented	Avg Speed of Answer	Avg Ring Duration	Avg Handle Time
<b>Medicaid PA Line</b>	7,615	0:17 sec	0:06	2:27 min
<b>Gainwell DUR Line</b>	7,807	0:33 sec	0:05	2:14 min

## December 2024

	Calls Presented	Avg Speed of Answer	Avg Ring Duration	Avg Handle Time
<b>Medicaid PA Line</b>	7,266	0:17 sec	0:06	2:23 min
<b>Gainwell DUR Line</b>	7,355	0:28 sec	0:05	2:12 min

## January 2025

	Calls Presented	Avg Speed of Answer	Avg Ring Duration	Avg Handle Time
<b>Medicaid PA Line</b>	7,851	0:20 sec	0:06	2:23 min
<b>Gainwell DUR Line</b>	7,479	0:20 sec	0:05	2:11 min

## Number of Contacts

	November 2024	December 2024	January 2024
Less Than or Equal to 3 Notes Per Created EO-PA	97.69%	97.00%	97.44%

Thank you

Any Questions?

