


**DUR Quarterly Overall Summary Report**

Report Period from 07/01/2018 thru 09/30/2018

Categories	3rd Qtr 2018	3rd Qtr 2017	% Change
<b>Total Paid Amount</b>	\$171,042,865.84	\$163,178,530.75	4.82
<b>Eligible Members</b>	481,306	499,950	-3.73
<b>Utilizing Eligibles</b>	255,545	265,639	-3.80
<b>Total # Prescriptions</b>	2,372,884	2,413,366	-1.68
<b>Cost per Utilizing Member</b>	\$669.33	\$614.29	8.96
<b>Average # Prescriptions per Utilizer</b>	9	9	0.00
<b>Average Cost per Prescription</b>	\$72.08	\$67.61	6.61
<b># Generic Prescriptions</b>	2,032,142	2,096,072	-3.05
<b>% Generic Prescriptions</b>	85	86	-1.16
<b>Total Cost - Generics</b>	\$35,811,973.30	\$39,173,415.08	-8.58
<b>Average Generic Prescription Cost</b>	\$17.62	\$18.69	-5.70
<b>Average Days Supply - Generics</b>	25	25	0.00
<b># Brand Prescriptions</b>	340,742	317,294	7.39
<b>% Brand Prescriptions</b>	14.00	13.00	7.69
<b>Total Cost - Brand</b>	\$135,230,892.54	\$124,005,115.67	9.05
<b>Average Brand Prescription Cost</b>	\$396.87	\$390.82	1.55
<b>Average Days Supply - Brand</b>	22	23	-4.35
<b>Rebates Collected</b>	\$119,429,178.30	\$81,318,916.98	46.87

# West Virginia Pharmacy Services



## Drug Utilization Review 3rd Quarter 2018

Prepared by :



**Top 25 Therapeutic Classes By Prescription Count**

Report Period from 07/01/2018 thru 09/30/2018

**Reporting Months (3rd Quarter) 07/01/2018 - 09/30/2018**

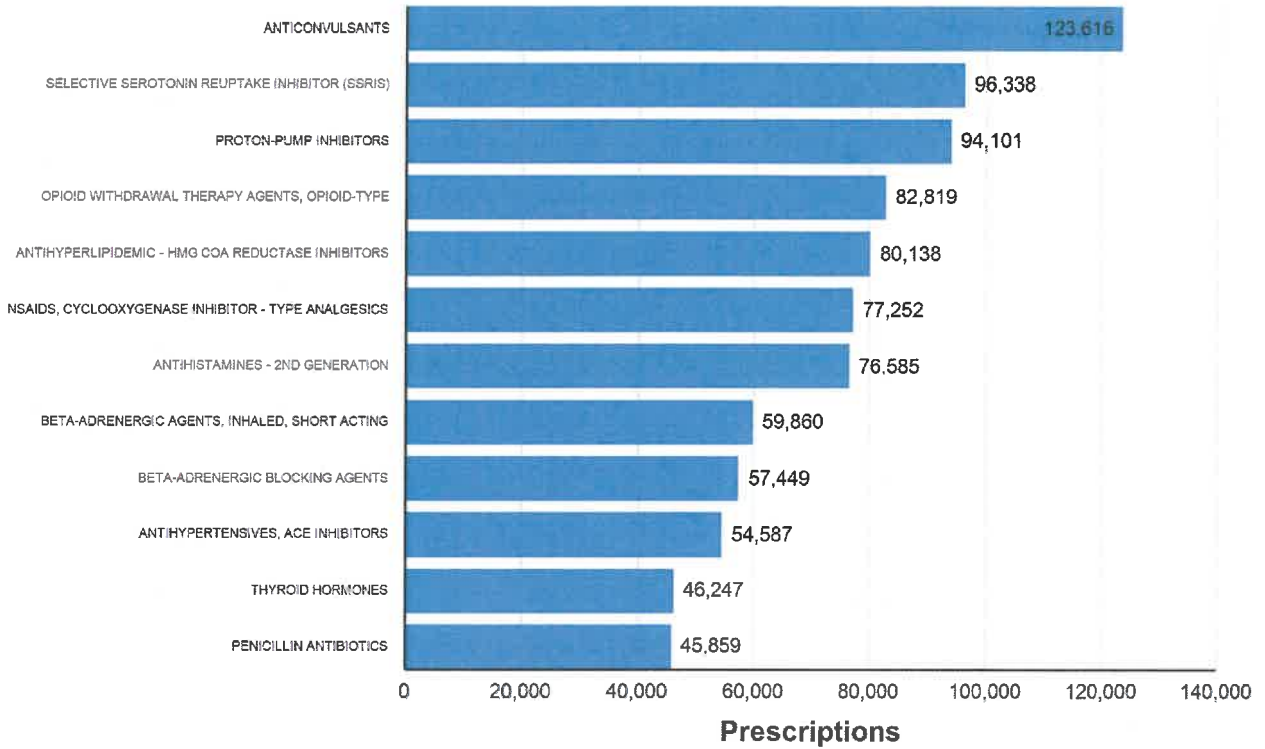
Rank	Therapeutic Class	Therapeutic Class Code	Prescription Count	% of Total Prescription Count	Amount Paid
1	ANTICONVULSANTS	H4B	123,616	5.10	\$7,375,482.03
2	SELECTIVE SEROTONIN REUPTAKE INHIBITOR (SSRIS)	H2S	96,338	4.00	\$1,091,248.15
3	PROTON-PUMP INHIBITORS	D4J	94,101	3.90	\$1,827,742.28
4	OPIOID WITHDRAWAL THERAPY AGENTS, OPIOID-TYPE	H3W	82,819	3.40	\$10,497,002.81
5	ANTHYPERLIPIDEMIC - HMG COA REDUCTASE INHIBITORS	M4D	80,138	3.30	\$971,878.52
6	NSAIDS, CYCLOOXYGENASE INHIBITOR - TYPE ANALGESICS	S2B	77,253	3.20	\$950,895.65
7	ANTIHISTAMINES - 2ND GENERATION	Z2Q	76,587	3.20	\$841,024.05
8	BETA-ADRENERGIC AGENTS, INHALED, SHORT ACTING	B6W	59,860	2.50	\$3,645,764.29
9	BETA-ADRENERGIC BLOCKING AGENTS	J7C	57,449	2.40	\$855,600.29
10	ANTIHYPERTENSIVES, ACE INHIBITORS	A4D	54,587	2.30	\$561,303.85
11	THYROID HORMONES	P3A	46,247	1.90	\$800,115.23
12	PENICILLIN ANTIBIOTICS	W1A	45,859	1.90	\$665,268.93
13	LEUKOTRIENE RECEPTOR ANTAGONISTS	Z4B	44,341	1.80	\$583,442.19
14	VITAMIN D PREPARATIONS	C6D	42,886	1.80	\$412,252.70
15	SKELETAL MUSCLE RELAXANTS	H6H	42,375	1.80	\$561,667.20
16	HISTAMINE H2-RECEPTOR INHIBITORS	Z2D	40,708	1.70	\$524,751.94
17	GLUCOCORTICOIDS	P5A	39,755	1.70	\$608,910.89
18	OPIOID ANALGESIC AND NON-SALICYLATE ANALGESICS	H3U	39,403	1.60	\$640,529.96
19	ANTIHISTAMINES - 1ST GENERATION	Z2P	38,312	1.60	\$488,713.68
20	ANTHYPERGLYCEMIC, BIGUANIDE TYPE	C4L	38,064	1.60	\$391,025.39
21	SEROTONIN-NOREPINEPHRINE REUPTAKE-INHIB (SNRIS)	H7C	36,915	1.50	\$614,078.12
22	ANTI-ANXIETY - BENZODIAZEPINES	H20	34,610	1.40	\$384,894.08
23	ANTIPSYCHOTIC, ATYPICAL, DOPAMINE, SEROTONIN ANTAGNIST	H7T	34,230	1.40	\$4,994,938.95
24	INSULINS	C4G	33,269	1.40	\$17,283,541.88
25	NASAL ANTI-INFLAMMATORY STEROIDS	Q7P	32,752	1.40	\$552,526.39
<b>Totals:</b>			<b>1,392,474</b>	<b>57.80</b>	<b>\$58,124,599.45</b>

**WV POS Quarterly Drug Class Review Top 12 by Rx Count**

Reporting Period From: 07/01/2018 - 09/30/2018

**Reporting Months (3rd Quarter): 07/01/2018 - 09/30/2018**

**Top 12 Therapeutic Classes By Prescription Count**



Amount Paid	
ANTICONSULSANTS	\$7,375,482.03
SELECTIVE SEROTONIN REUPTAKE INHIBITOR (SSRIS)	\$1,091,248.15
PROTON-PUMP INHIBITORS	\$1,827,742.28
OPIOID WITHDRAWAL THERAPY AGENTS, OPIOID-TYPE	\$10,497,002.81
ANTHYPERLIPIDEMIC - HMG COA REDUCTASE INHIBITORS	\$971,878.52
NSAIDS, CYCLOOXYGENASE INHIBITOR - TYPE ANALGESICS	\$950,881.69
ANTIHISTAMINES - 2ND GENERATION	\$840,918.54
BETA-ADRENERGIC AGENTS, INHALED, SHORT ACTING	\$3,645,764.29
BETA-ADRENERGIC BLOCKING AGENTS	\$855,600.29
ANTIHYPERTENSIVES, ACE INHIBITORS	\$561,303.85
THYROID HORMONES	\$800,115.23
PENICILLIN ANTIBIOTICS	\$665,268.93

**Top 25 Therapeutic Classes by Amount Paid**

Report Period from 07/01/2018 thru 09/30/2018

**Reporting Months (3rd Quarter): 7/1/2018-09/30/2018**

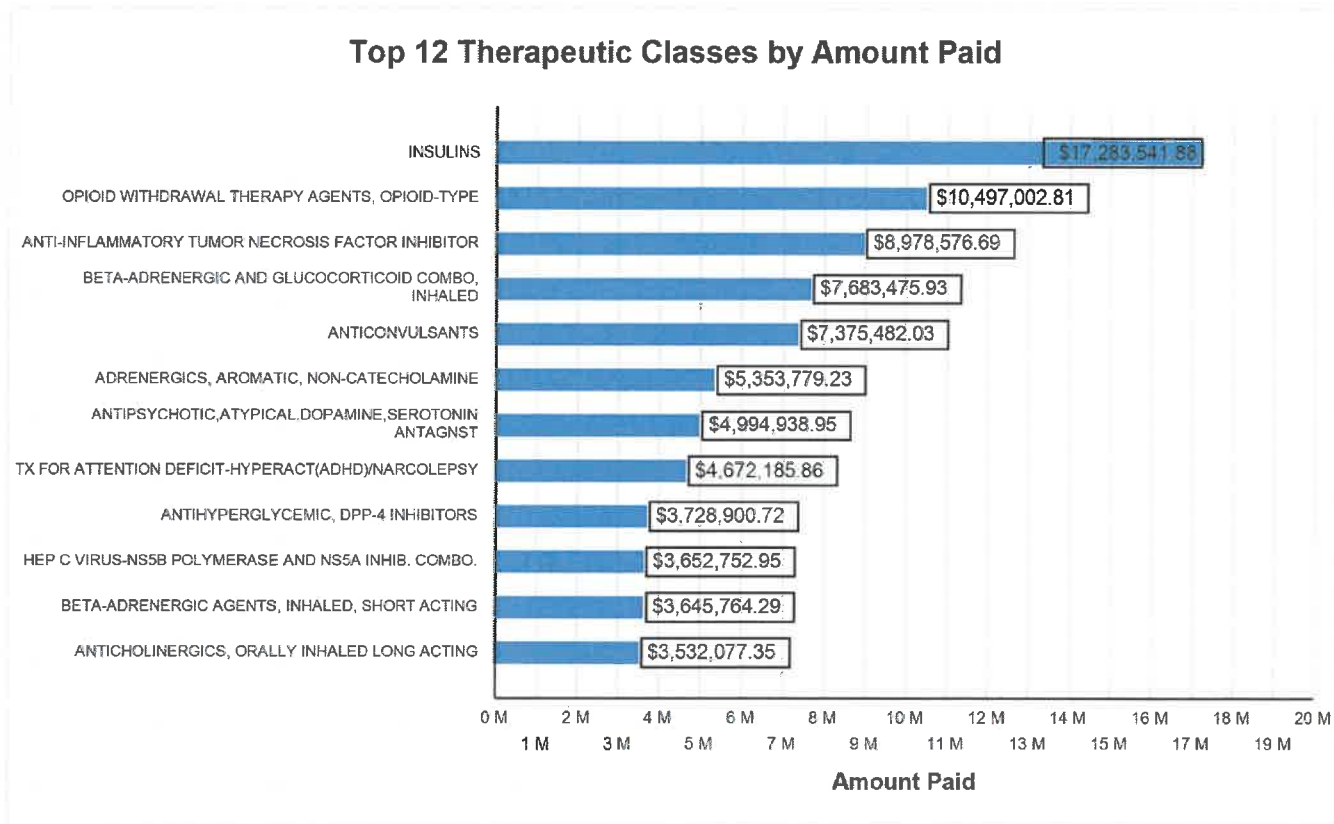
Rank	Therapeutic Class	Therapeutic Class Codes	Amount Paid	% of Total Amount Paid	Prescription Count
1	INSULINS	C4G	\$17,283,541.88	10.10	33,269
2	OPIOID WITHDRAWAL THERAPY AGENTS, OPIOID-TYPE	H3W	\$10,497,002.81	6.10	82,819
3	ANTI-INFLAMMATORY TUMOR NECROSIS FACTOR INHIBITOR	S2J	\$8,978,576.69	5.20	1,678
4	BETA-ADRENERGIC AND GLUCOCORTICOID COMBO, INHALED	B63	\$7,683,475.93	4.50	23,280
5	ANTICONVULSANTS	H4B	\$7,375,482.03	4.30	123,616
6	ADRENERGICS, AROMATIC, NON-CATECHOLAMINE	J5B	\$5,353,779.23	3.10	27,574
7	ANTIPSYCHOTIC, ATYPICAL, DOPAMINE, SEROTONIN ANTAGONIST	H7T	\$4,994,938.95	2.90	34,230
8	TX FOR ATTENTION DEFICIT-HYPERACT(ADHD)/NARCOLEPSY	H2V	\$4,672,185.86	2.70	21,365
9	ANTIHYPERGLYCEMIC, DPP-4 INHIBITORS	C4J	\$3,728,900.72	2.20	9,593
10	HEP C VIRUS-NS5B POLYMERASE AND NS5A INHIB. COMBO.	W0B	\$3,652,752.95	2.10	149
11	BETA-ADRENERGIC AGENTS, INHALED, SHORT ACTING	B6W	\$3,645,764.29	2.10	59,860
12	ANTICHOLINERGICS, ORALLY INHALED LONG ACTING	B61	\$3,532,077.35	2.10	9,308
13	AGENTS TO TREAT MULTIPLE SCLEROSIS	H0E	\$3,343,666.88	2.00	509
14	ANTINEOPLASTIC SYSTEMIC ENZYME INHIBITORS	V1Q	\$2,864,522.64	1.70	318
15	BLOOD SUGAR DIAGNOSTICS	M4A	\$2,476,905.27	1.40	24,102
16	DIRECT FACTOR XA INHIBITORS	M9V	\$2,180,940.15	1.30	5,743
17	ANTI-ALCOHOLIC PREPARATIONS	C0D	\$1,856,979.78	1.10	1,961
18	ANTIPSYCHOTICS, ATYP, D2 PARTIAL AGONIST/5HT MIXED	H7X	\$1,832,398.21	1.10	11,115
19	PROTON-PUMP INHIBITORS	D4J	\$1,827,742.28	1.10	94,101
20	CYSTIC FIBROSIS-CFTR POTENTIATOR-CORRECTOR COMBIN.	B0F	\$1,699,479.74	1.00	89
21	GROWTH HORMONES	P1A	\$1,634,432.96	1.00	409
22	CYSTIC FIB-TRANSMEMBR CONDUCT.REG.(CFTR)POTENTIATOR	B0B	\$1,537,986.21	0.90	69
23	HEPATITIS C VIRUS- NS5A AND NS3/4A INHIBITOR COMB	W0E	\$1,490,350.01	0.90	115
24	ANTIHEMOPHILIC FACTORS	M0E	\$1,387,686.89	0.80	52
25	ANTIPSORIATIC AGENTS, SYSTEMIC	L1A	\$1,254,492.95	0.70	275
<b>Totals:</b>			<b>\$106,786,062.66</b>	<b>62.40</b>	<b>565,599</b>



**Top 12 Therapeutic Classes by Amount Paid**

Reporting Months 3rd Quarter: 7/1/2018-09/30/2018

**Reporting Months (3rd Quarter): 7/1/2018-09/30/2018**



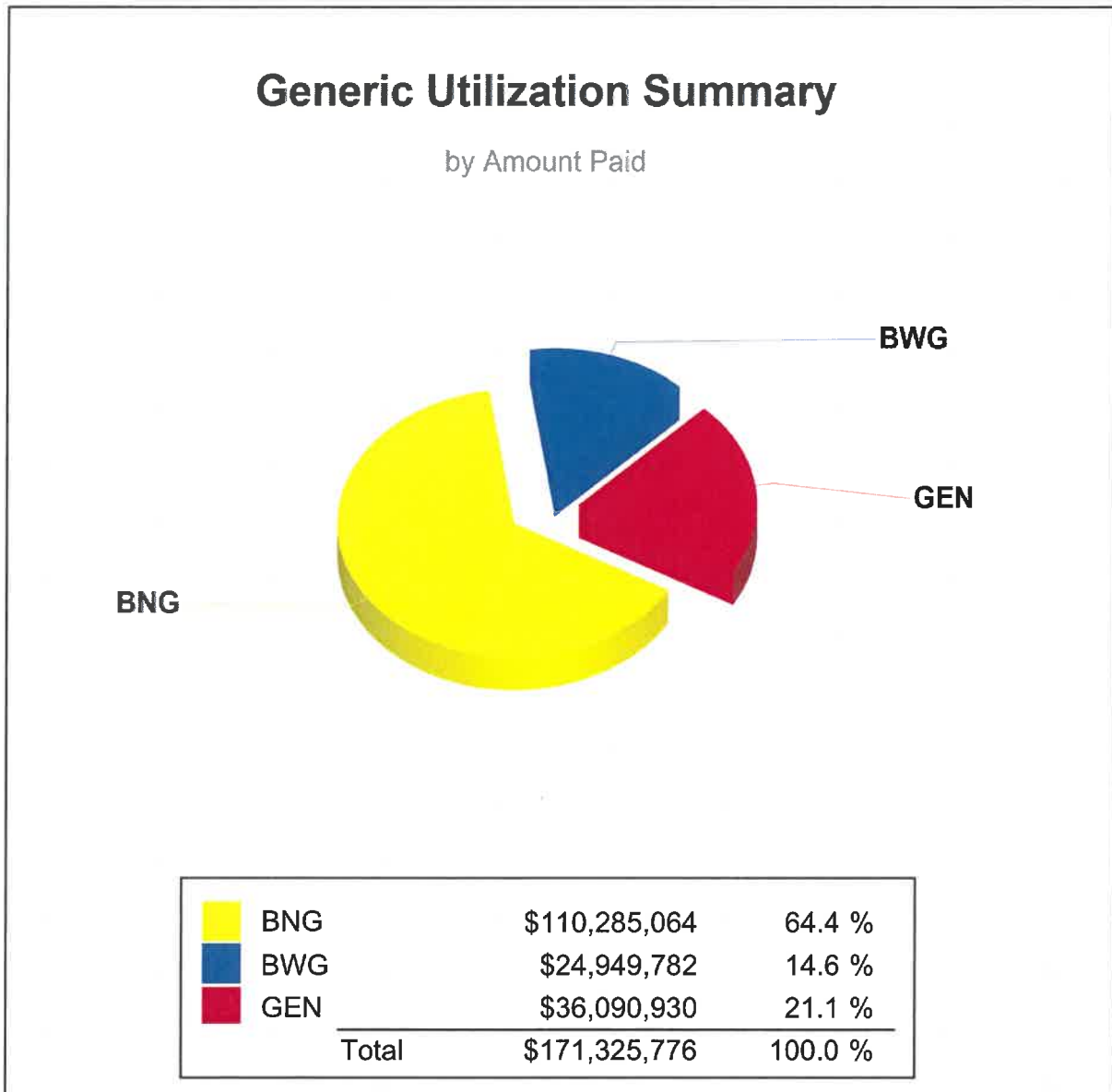
**Prescriptions**

INSULINS	33,269
OPIOID WITHDRAWAL THERAPY AGENTS, OPIOID-TYPE	82,819
ANTI-INFLAMMATORY TUMOR NECROSIS FACTOR INHIBITOR	1,678
BETA-ADRENERGIC AND GLUCOCORTICOID COMBO, INHALED	23,280
ANTICONSULSANTS	123,616
ADRENERGICS, AROMATIC, NON-CATECHOLAMINE	27,574
ANTIPSYCHOTIC, ATYPICAL, DOPAMINE, SEROTONIN ANTAGONIST	34,230
TX FOR ATTENTION DEFICIT-HYPERACT(ADHD)/NARCOLEPSY	21,365
ANTIHYPERGLYCEMIC, DPP-4 INHIBITORS	9,593
HEP C VIRUS-NS5B POLYMERASE AND NS5A INHIB. COMBO.	149
BETA-ADRENERGIC AGENTS, INHALED, SHORT ACTING	59,860
ANTICHOLINERGICS, ORALLY INHALED LONG ACTING	9,308

**Pharmacy Generic Utilization Summary by Amount Paid**

Reporting Month 3rd Quarter: 7/1/2018-09/30/2018

Reporting Months (3rd Quarter): 7/1/2018-09/30/2018



**BNG = Brand With no Generic Available**

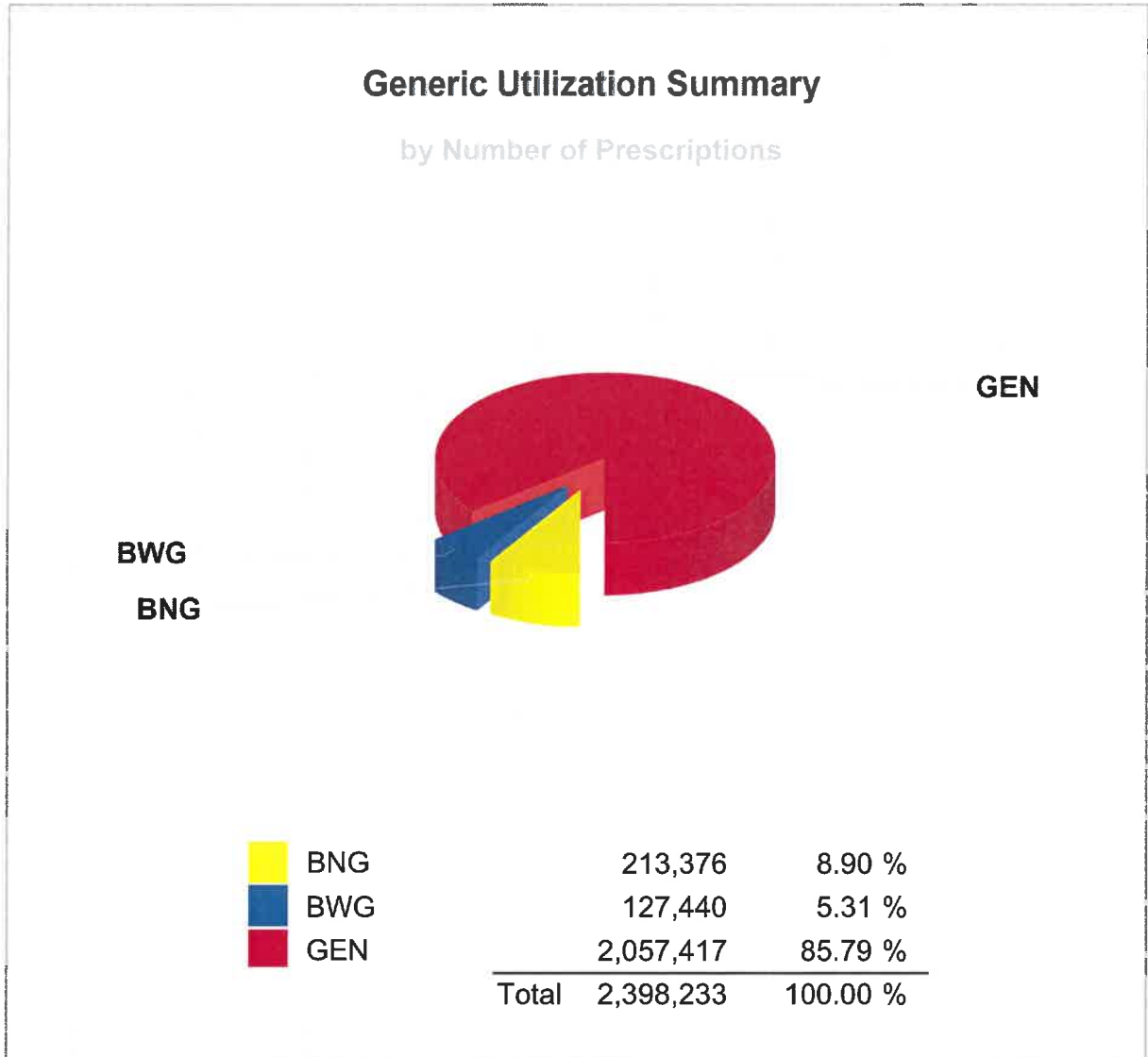
**BWG = Brand Dispensed when Generic Available**

**GEN = Generic**

**Pharmacy Generic Utilization Summary By Number Of Prescriptions**

Report Period from 07/01/2018 thru 09/30/2018

**Reporting Months (3rd Quarter): 7/1/2018-09/30/2018**



**BNG = Brand With no Generic Available**

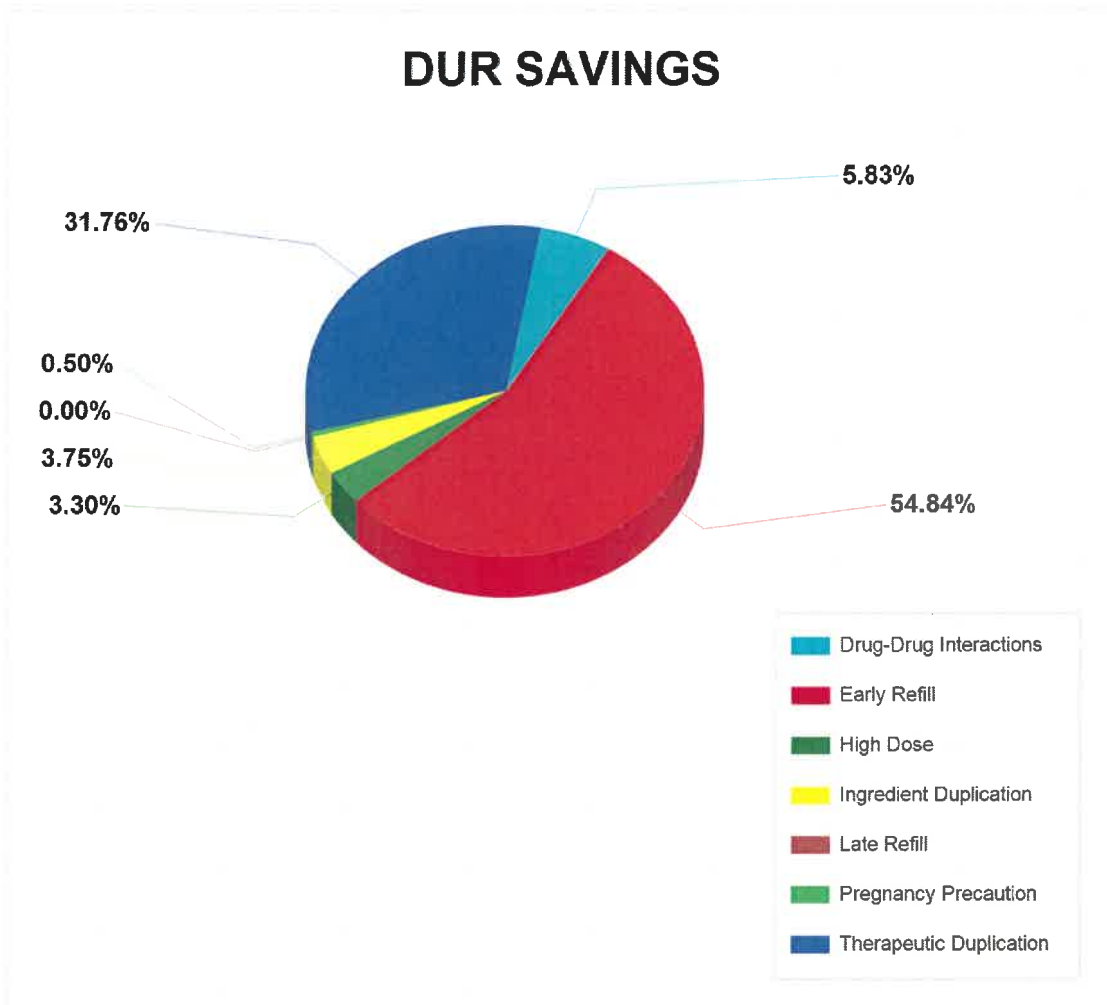
**BWG = Brand Dispensed when Generic Available**

**GEN = Generic**



**Pharmacy DUR Savings - QUARTERLY**  
 Report Period from 07/01/2018 thru 09/30/2018

Reporting Months (3rd Quarter) : 7/1/2018 - 9/30/2018



Code	Description	Amount Saved	% of Savings
DD	Drug-Drug Interactions	\$1,370,140.65	6.00
ER	Early Refill	\$12,882,992.23	55.00
HD	High Dose	\$776,001.28	3.00
ID	Ingredient Duplication	\$882,105.25	4.00
LR	Late Refill	\$0.00	0.00
PG	Pregnancy Precaution	\$118,813.59	1.00
TD	Therapeutic Duplication	\$7,461,193.79	32.00
<b>Totals:</b>		<b>\$23,491,246.80</b>	<b>100.00</b>