

# West Virginia Pharmacy Services



## Drug Utilization Review

1st Quarter 2024

Prepared by : 



WVDRGS044

**DUR Quarterly Overall Summary Report**

Report Period from 01/01/2024 thru 03/31/2024

Categories	1st Qtr 2024	1st Qtr 2023	% Change
Total Paid Amount	\$233,696,148.51	\$260,773,226.59	-10.38
Eligible Members	484,646	602,076	-19.50
Utilizing Eligibles	255,899	305,655	-16.28
Total # Prescriptions	2,096,308	2,476,765	-15.36
Cost per Utilizing Member	\$913.24	\$853.16	7.04
Average # Prescriptions per Utilizer	8	8	0.00
Average Cost per Prescription	\$111.48	\$105.29	5.88
# Generic Prescriptions	1,819,475	2,126,704	-14.45
% Generic Prescriptions	86	85	1.18
Total Cost - Generics	\$37,500,068.79	\$40,463,734.00	-7.32
Average Generic Prescription Cost	\$20.61	\$19.03	8.32
Average Days Supply - Generics	31	30	3.33
# Brand Prescriptions	276,833	350,061	-20.92
% Brand Prescriptions	13.00	14.00	-7.14
Total Cost - Brand	\$196,196,079.72	\$220,309,492.59	-10.95
Average Brand Prescription Cost	\$708.72	\$629.35	12.61
Average Days Supply - Brand	25	25	0.00
Rebates Collected	\$96,370,662.89	\$161,091,333.43	-40.18



Top 25 Therapeutic Classes By Prescription Count

Report Period from 01/01/2024 thru 03/31/2024

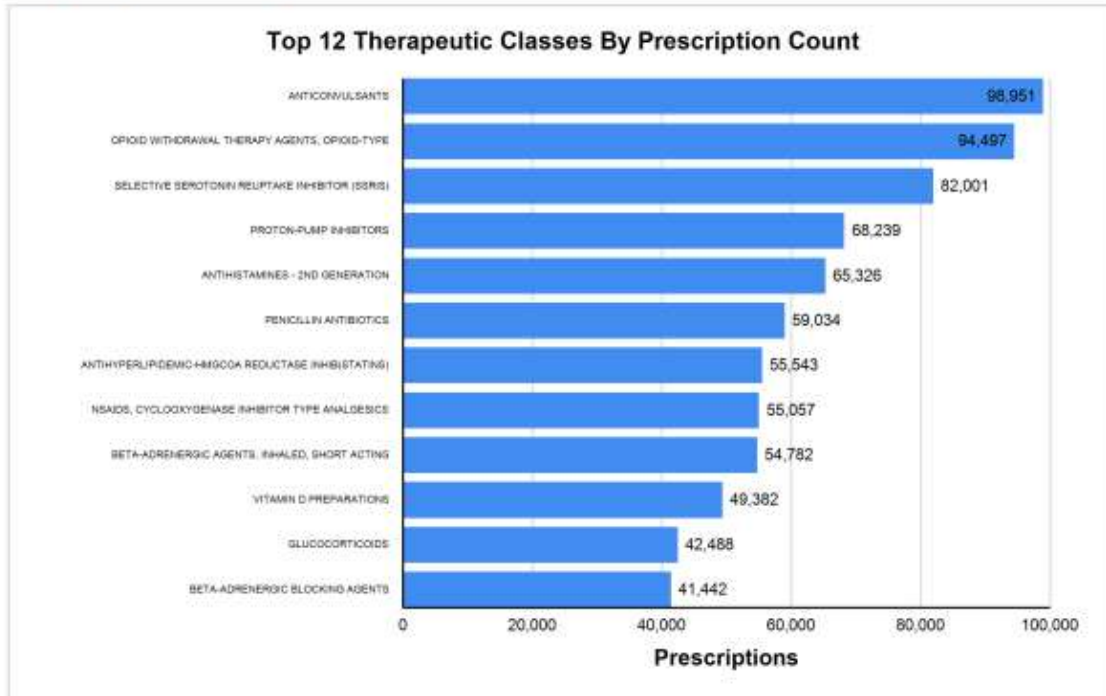
Reporting Months (1st Quarter) 01/01/2024 - 03/31/2024

Rank	Therapeutic Class	Therapeutic Class Code	Prescription Count	% of Total Prescription Count	Amount Paid
1	ANTICONVULSANTS	H4B	98,951	4.70	\$4,237,333.44
2	OPIOID WITHDRAWAL THERAPY AGENTS, OPIOID-TYPE	H3W	94,497	4.50	\$20,058,347.44
3	SELECTIVE SEROTONIN REUPTAKE INHIBITOR (SSRIS)	H2S	82,001	3.90	\$950,860.25
4	PROTON-PUMP INHIBITORS	D4J	68,239	3.20	\$1,092,094.56
5	ANTIHISTAMINES - 2ND GENERATION	Z2Q	65,326	3.10	\$829,141.21
6	PENICILLIN ANTIBIOTICS	W1A	59,034	2.80	\$786,339.84
7	ANTIHYPERLIPIDEMIC-HMGCOA REDUCTASE INHIB (STATINS)	M4D	55,543	2.60	\$668,243.78
8	NSAIDS, CYCLOOXYGENASE INHIBITOR TYPE ANALGESICS	S2B	55,057	2.60	\$747,945.59
9	BETA-ADRENERGIC AGENTS, INHALED, SHORT ACTING	B6W	54,782	2.60	\$2,679,531.65
10	VITAMIN D PREPARATIONS	C6D	49,382	2.30	\$481,694.42
11	GLUCOCORTICOIDS	P5A	42,488	2.00	\$1,065,761.51
12	BETA-ADRENERGIC BLOCKING AGENTS	J7C	41,442	2.00	\$635,348.74
13	ANTIHISTAMINES - 1ST GENERATION	Z2P	40,105	1.90	\$525,037.65
14	ANTI PSYCHOTIC, ATYPICAL, DOPAMINE, SEROTONIN ANTAGNIST	H7T	38,423	1.80	\$5,323,190.12
15	ANTIEMETIC/ANTI VERTIGO AGENTS	H6J	36,964	1.70	\$532,769.77
16	SKELETAL MUSCLE RELAXANTS	H6H	33,194	1.60	\$406,417.93
17	ANTI HYPERTENSIVES, ACE INHIBITORS	A4D	31,469	1.50	\$371,535.56
18	SEROTONIN-NOREPINEPHRINE REUPTAKE-INHIB (SNRIS)	H7C	29,813	1.40	\$463,232.60
19	THYROID HORMONES	P3A	28,884	1.40	\$561,162.73
20	NASAL ANTI-INFLAMMATORY STEROIDS	Q7P	28,678	1.40	\$738,365.79
21	LEUKOTRIENE RECEPTOR ANTAGONISTS	Z4B	27,991	1.30	\$351,917.32
22	ANTI-ANXIETY DRUGS	H2F	27,116	1.30	\$357,225.59
23	SEROTONIN-2 ANTAGONIST/REUPTAKE INHIBITORS (SARIS)	H7E	26,631	1.30	\$307,639.12
24	TX FOR ATTENTION DEFICIT-HYPERACT (ADHD)/NARCOLEPSY	H2V	26,102	1.20	\$3,579,554.19
25	ADRENERGICS, AROMATIC, NON-CATECHOLAMINE	J5B	25,244	1.20	\$2,337,907.01
<b>Totals:</b>			<b>1,167,356</b>	<b>55.30</b>	<b>\$50,088,597.81</b>

**WV POS Quarterly Drug Class Review Top 12 by Rx Count**

Reporting Period From: 01/01/2024 - 03/31/2024

Reporting Months (1st Quarter): 01/01/2024 - 03/31/2024



Amount Paid	
ANTICONVULSANTS	\$4,237,333.44
OPIOID WITHDRAWAL THERAPY AGENTS, OPIOID-TYPE	\$20,058,347.44
SELECTIVE SEROTONIN REUPTAKE INHIBITOR (SSRIS)	\$950,860.25
PROTON-PUMP INHIBITORS	\$1,092,094.56
ANTIHISTAMINES - 2ND GENERATION	\$829,141.21
PENICILLIN ANTIBIOTICS	\$786,339.84
ANTIHYPERLIPIDEMIC-HMGCOA REDUCTASE INHIB(STATINS)	\$668,243.78
NSAIDS, CYCLOOXYGENASE INHIBITOR TYPE ANALGESICS	\$747,945.59
BETA-ADRENERGIC AGENTS, INHALED, SHORT ACTING	\$2,679,531.65
VITAMIN D PREPARATIONS	\$481,694.42
GLUCOCORTICIDS	\$1,065,761.51
BETA-ADRENERGIC BLOCKING AGENTS	\$635,348.74





**Top 25 Therapeutic Classes by Amount Paid**

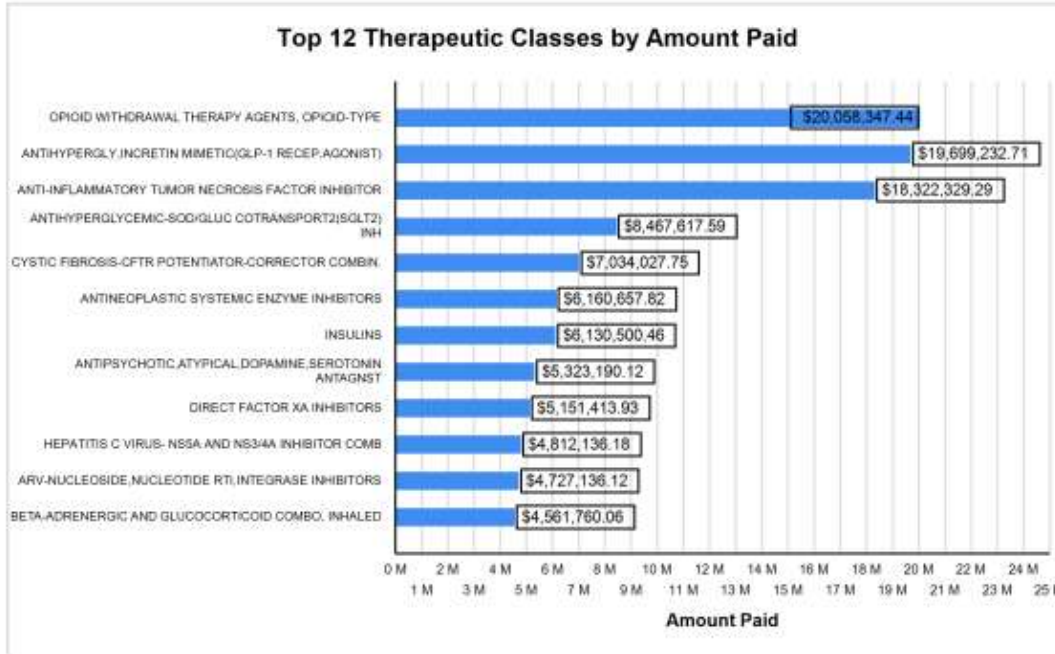
Report Period from 01/01/2024 thru 03/31/2024

**Reporting Months (1st Quarter): 1/1/2024-03/31/2024**

Rank	Therapeutic Class	Therapeutic Class Codes	Amount Paid	% of Total Amount Paid	Prescription Count
1	OPIOID WITHDRAWAL THERAPY AGENTS, OPIOID-TYPE	H3W	\$20,058,347.44	8.60	94,497
2	ANTIHYPERGLY,INCRETIN MIMETIC(GLP-1 RECEPTOR AGONIST)	C4I	\$19,699,232.71	8.40	22,576
3	ANTI-INFLAMMATORY TUMOR NECROSIS FACTOR INHIBITOR	S2J	\$18,322,329.29	7.80	2,166
4	ANTIHYPERGLYCEMIC-SODIUM/GLUCOCOTRANSPORT2(SGLT2) INH	C4D	\$8,467,617.59	3.60	10,432
5	CYSTIC FIBROSIS-CFTR POTENTIATOR-CORRECTOR COMBIN.	B0F	\$7,034,027.75	3.00	300
6	ANTINEOPLASTIC SYSTEMIC ENZYME INHIBITORS	V1Q	\$6,160,657.82	2.60	423
7	INSULINS	C4G	\$6,130,500.46	2.60	22,710
8	ANTIPSYCHOTIC, ATYPICAL, DOPAMINE, SEROTONIN ANTAGONIST	H7T	\$5,323,190.12	2.30	38,423
9	DIRECT FACTOR XA INHIBITORS	M9V	\$5,151,413.93	2.20	7,478
10	HEPATITIS C VIRUS- NS5A AND NS3/4A INHIBITOR COMB	W0E	\$4,812,136.18	2.10	384
11	ARV-NUCLEOSIDE,NUCLEOTIDE RTI,INTEGRASE INHIBITORS	W5X	\$4,727,136.12	2.00	1,215
12	BETA-ADRENERGIC AND GLUCOCORTICOID COMBO, INHALED	B63	\$4,561,760.06	1.90	18,937
13	ANTIPSORIATIC AGENTS,SYSTEMIC	L1A	\$4,323,873.99	1.80	489
14	ANTICONVULSANTS	H4B	\$4,237,333.44	1.80	98,951
15	TX FOR ATTENTION DEFICIT-HYPERACT(ADHD)/NARCOLEPSY	H2V	\$3,579,554.19	1.50	26,102
16	HUMAN INTERLEUKIN 12/23 (IL-12/13) INHIBITORS, MAB	Z2U	\$3,516,226.71	1.50	139
17	HEP C VIRUS-NS5B POLYMERASE AND NS5A INHIB. COMBO.	W0B	\$3,175,479.73	1.40	435
18	INTERLEUKIN-4(IL-4) RECEPTOR ALPHA ANTAGONIST, MAB	V4D	\$3,040,133.26	1.30	806
19	DIABETIC SUPPLIES	Y9A	\$2,899,159.64	1.20	7,932
20	ANTICHOLINERGICS, ORALLY INHALED LONG ACTING	B61	\$2,715,324.80	1.20	5,029
21	BETA-ADRENERGIC AGENTS, INHALED, SHORT ACTING	B6W	\$2,679,531.65	1.10	54,782
22	ANTIHYPERGLYCEMIC, DPP-4 INHIBITORS	C4J	\$2,560,589.87	1.10	3,554
23	HEMOPHILIA TREATMENT AGENTS, NON-FACTOR REPLACEMENT	M0P	\$2,553,125.58	1.10	69
24	ANTIPSYCHOTICS, ATYP, D2 PARTIAL AGONIST/5HT MIXED	H7X	\$2,427,174.57	1.00	14,256
25	ADRENERGICS, AROMATIC, NON-CATECHOLAMINE	J5B	\$2,337,907.01	1.00	25,244
<b>Totals:</b>			<b>\$150,493,763.91</b>	<b>64.10</b>	<b>457,329</b>

**Top 12 Therapeutic Classes by Amount Paid**  
 Reporting Months 1st Quarter: 1/1/2024-03/31/2024

Reporting Months (1st Quarter): 1/1/2024-03/31/2024



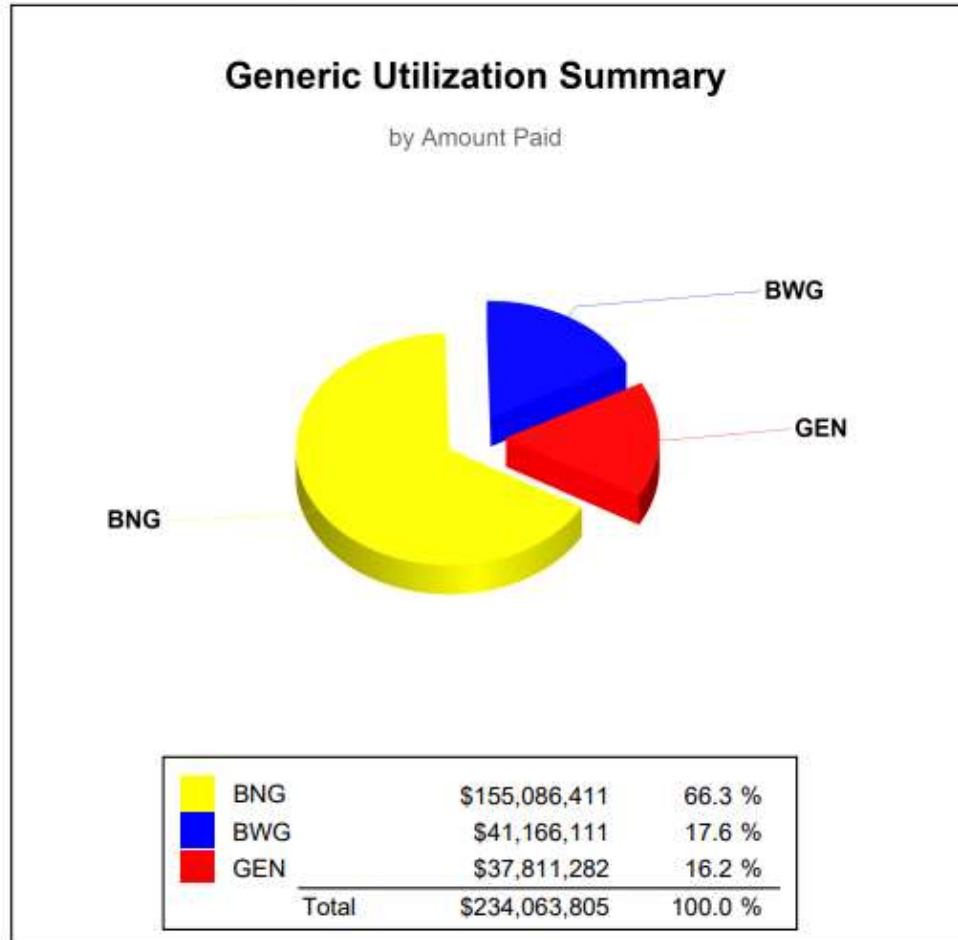
**Prescriptions**

OPIOID WITHDRAWAL THERAPY AGENTS, OPIOID-TYPE	94,497
ANTIHYPERGLY,INCRETIN MIMETIC(GLP-1 RECEP.AGONIST)	22,576
ANTI-INFLAMMATORY TUMOR NECROSIS FACTOR INHIBITOR	2,166
ANTIHYPERGLYCEMIC-SOD/GLUC COTRANSPORT2(SGLT2) INH	10,432
CYSTIC FIBROSIS-CFTR POTENTIATOR-CORRECTOR COMBIN.	300
ANTINEOPLASTIC SYSTEMIC ENZYME INHIBITORS	423
INSULINS	22,710
ANTIPSYCHOTIC,ATYPICAL,DOPAMINE,SEROTONIN ANTAGNST	38,423
DIRECT FACTOR XA INHIBITORS	7,478
HEPATITIS C VIRUS- NS5A AND NS3/4A INHIBITOR COMB	384
ARV-NUCLEOSIDE,NUCLEOTIDE RTI,INTEGRASE INHIBITORS	1,215
BETA-ADRENERGIC AND GLUCOCORTICOID COMBO, INHALED	18,937

**Pharmacy Generic Utilization Summary by Amount Paid**

Reporting Month 1st Quarter: 1/1/2024-03/31/2024

Reporting Months (1st Quarter): 1/1/2024-03/31/2024



*BNG = Brand With no Generic Available*

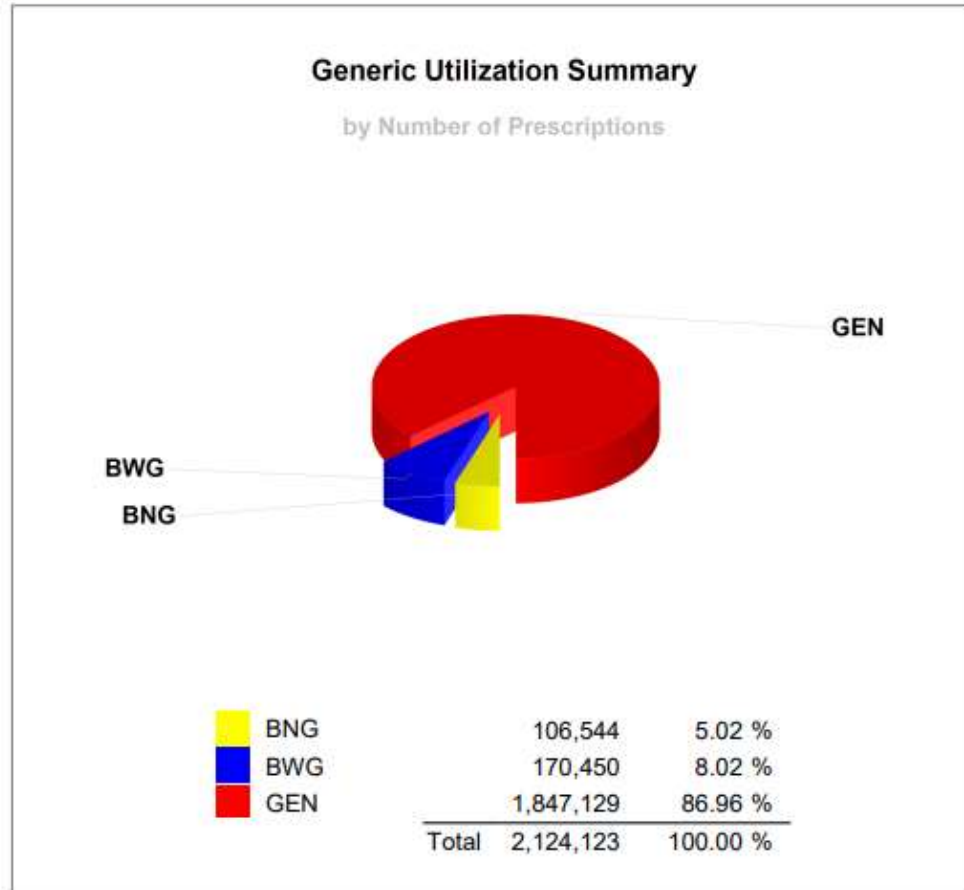
*BWG = Brand Dispensed when Generic Available*

*GEN = Generic*

**Pharmacy Generic Utilization Summary By Number Of Prescriptions**

Report Period from 01/01/2024 thru 03/31/2024

Reporting Months (1st Quarter): 1/1/2024-03/31/2024



*BNG = Brand With no Generic Available*

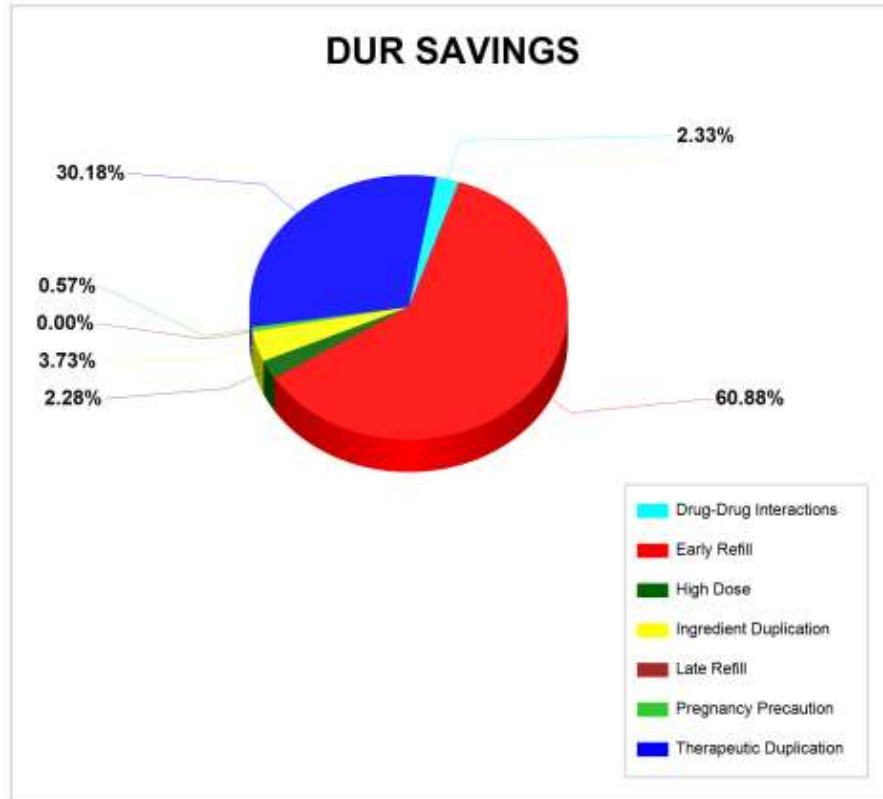
*BWG = Brand Dispensed when Generic Available*

*GEN = Generic*



**Pharmacy DUR Savings - QUARTERLY**  
 Report Period from 01/01/2024 thru 03/31/2024

Reporting Months (1st Quarter) : 1/1/2024 - 3/31/2024



Code	Description	Amount Saved	% of Savings
DD	Drug-Drug Interactions	\$1,086,558.13	2.00
ER	Early Refill	\$28,342,937.29	61.00
HD	High Dose	\$1,062,346.06	2.00
ID	Ingredient Duplication	\$1,737,630.66	4.00
LR	Late Refill	\$0.00	0.00
PG	Pregnancy Precaution	\$266,664.45	1.00
TD	Therapeutic Duplication	\$14,053,172.23	30.00
	<b>Totals:</b>	<b>\$46,549,308.81</b>	<b>100.00</b>