

# West Virginia Pharmacy Services



## Drug Utilization Review

4th Quarter 2023

Prepared by : gainwell



WVDRGS044

DUR Quarterly Overall Summary Report  
 Report Period from 10/01/2023 thru 12/31/2023

Categories	4th Qtr 2023	4th Qtr 2022	% Change
Total Paid Amount	\$238,924,974.22	\$248,991,205.01	-4.04
Eligible Members	517,564	593,840	-12.84
Utilizing Eligibles	261,303	304,798	-14.27
Total # Prescriptions	2,139,645	2,451,668	-12.73
Cost per Utilizing Member	\$914.36	\$816.91	11.93
Average # Prescriptions per Utilizer	8	8	0.00
Average Cost per Prescription	\$111.67	\$101.56	9.95
# Generic Prescriptions	1,827,896	2,097,907	-12.87
% Generic Prescriptions	85	85	0.00
Total Cost - Generics	\$37,287,859.17	\$39,549,899.80	-5.72
Average Generic Prescription Cost	\$20.40	\$18.85	8.21
Average Days Supply - Generics	31	30	3.33
# Brand Prescriptions	311,749	353,761	-11.88
% Brand Prescriptions	14.00	14.00	0.00
Total Cost - Brand	\$201,637,115.05	\$209,441,305.21	-3.73
Average Brand Prescription Cost	\$646.79	\$592.04	9.25
Average Days Supply - Brand	24	23	4.35
Rebates Collected	\$234,284,410.66	\$184,577,036.28	26.93

Top 25 Therapeutic Classes By Prescription Count

Report Period from 10/01/2023 thru 12/31/2023

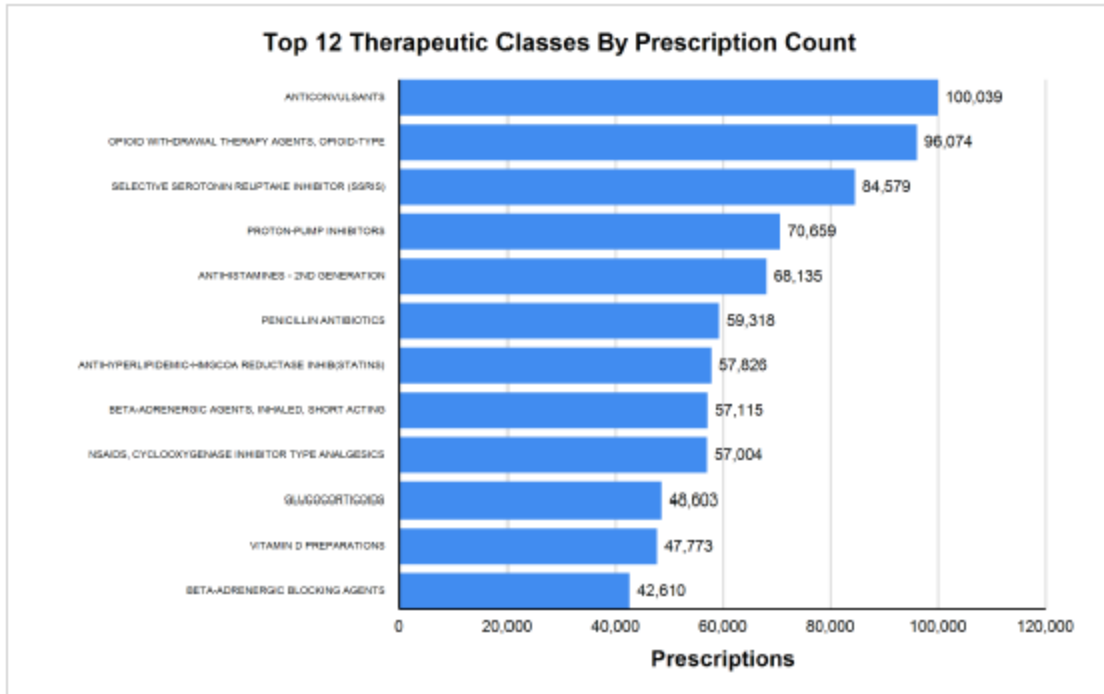
Reporting Months (4th Quarter) 10/01/2023 - 12/31/2023

Rank	Therapeutic Class	Therapeutic Class Code	Prescription Count	% of Total Prescription Count	Amount Paid
1	ANTICONSULSANTS	H4B	100,039	4.60	\$4,074,066.47
2	OPIOID WITHDRAWAL THERAPY AGENTS, OPIOID-TYPE	H3W	96,074	4.40	\$19,591,931.27
3	SELECTIVE SEROTONIN REUPTAKE INHIBITOR (SSRIS)	H2S	84,579	3.90	\$973,075.73
4	PROTON-PUMP INHIBITORS	D4J	70,659	3.30	\$1,115,785.42
5	ANTIHISTAMINES - 2ND GENERATION	Z2Q	68,135	3.20	\$851,948.63
6	PENICILLIN ANTIBIOTICS	W1A	59,318	2.70	\$805,357.67
7	ANTHYPERLIPIDEMIC-HMGCOA REDUCTASE INHIB (STATINS)	M4D	57,826	2.70	\$694,913.29
8	BETA-ADRENERGIC AGENTS, INHALED, SHORT ACTING	B6W	57,115	2.60	\$3,285,974.39
9	NSAIDS, CYCLOOXYGENASE INHIBITOR TYPE ANALGESICS	S2B	57,004	2.60	\$789,807.04
10	GLUCOCORTICOIDS	P5A	48,603	2.20	\$1,296,823.21
11	VITAMIN D PREPARATIONS	C6D	47,773	2.20	\$466,099.65
12	BETA-ADRENERGIC BLOCKING AGENTS	J7C	42,610	2.00	\$629,579.74
13	ANTIHISTAMINES - 1ST GENERATION	Z2P	40,056	1.90	\$522,212.96
14	ANTIPTYCHOTIC,ATYPICAL,DOPAMINE,SEROTONIN ANTAGNST	H7T	38,512	1.80	\$5,142,933.52
15	SKELETAL MUSCLE RELAXANTS	H6H	34,127	1.60	\$418,972.52
16	ANTHYPERTENSIVES, ACE INHIBITORS	A4D	32,837	1.50	\$375,813.88
17	ANTIEMETIC/ANTIVERTIGO AGENTS	H6J	32,497	1.50	\$468,626.45
18	SEROTONIN-NOREPINEPHRINE REUPTAKE-INHIB (SNRIS)	H7C	30,597	1.40	\$474,252.71
19	THYROID HORMONES	P3A	30,345	1.40	\$595,436.83
20	LEUKOTRIENE RECEPTOR ANTAGONISTS	Z4B	30,213	1.40	\$377,337.13
21	NASAL ANTI-INFLAMMATORY STEROIDS	Q7P	29,537	1.40	\$752,711.54
22	ANTI-ANXIETY DRUGS	H2F	27,126	1.30	\$352,773.47
23	TX FOR ATTENTION DEFICIT-HYPERACT (ADHD)/NARCOLEPSY	H2V	26,493	1.20	\$4,162,757.01
24	SEROTONIN-2 ANTAGONIST/REUPTAKE INHIBITORS (SARIS)	H7E	26,253	1.20	\$301,601.04
25	NOREPINEPHRINE AND DOPAMINE REUPTAKE INHIB (NDRIS)	H7D	25,569	1.20	\$472,961.38
<b>Totals:</b>			<b>1,193,897</b>	<b>55.20</b>	<b>\$48,993,752.95</b>

WV POS Quarterly Drug Class Review Top 12 by Rx Count

Reporting Period From: 10/01/2023 - 12/31/2023

Reporting Months (4th Quarter): 10/01/2023 - 12/31/2023



Amount Paid	
ANTICONVULSANTS	\$4,074,066.47
OPIOID WITHDRAWAL THERAPY AGENTS, OPIOID-TYPE	\$19,591,931.27
SELECTIVE SEROTONIN REUPTAKE INHIBITOR (SSRIS)	\$973,075.73
PROTON-PUMP INHIBITORS	\$1,115,785.42
ANTIHISTAMINES - 2ND GENERATION	\$851,948.63
PENICILLIN ANTIBIOTICS	\$805,357.67
ANTIHYPERTENSIVE-HMGCOA REDUCTASE INHIB(STATINS)	\$694,913.29
BETA-ADRENERGIC AGENTS, INHALED, SHORT ACTING	\$3,285,974.39
NSAIDS, CYCLOOXYGENASE INHIBITOR TYPE ANALGESICS	\$789,807.04
GLUCOCORTICIDS	\$1,296,823.21
VITAMIN D PREPARATIONS	\$466,099.65
BETA-ADRENERGIC BLOCKING AGENTS	\$629,579.74

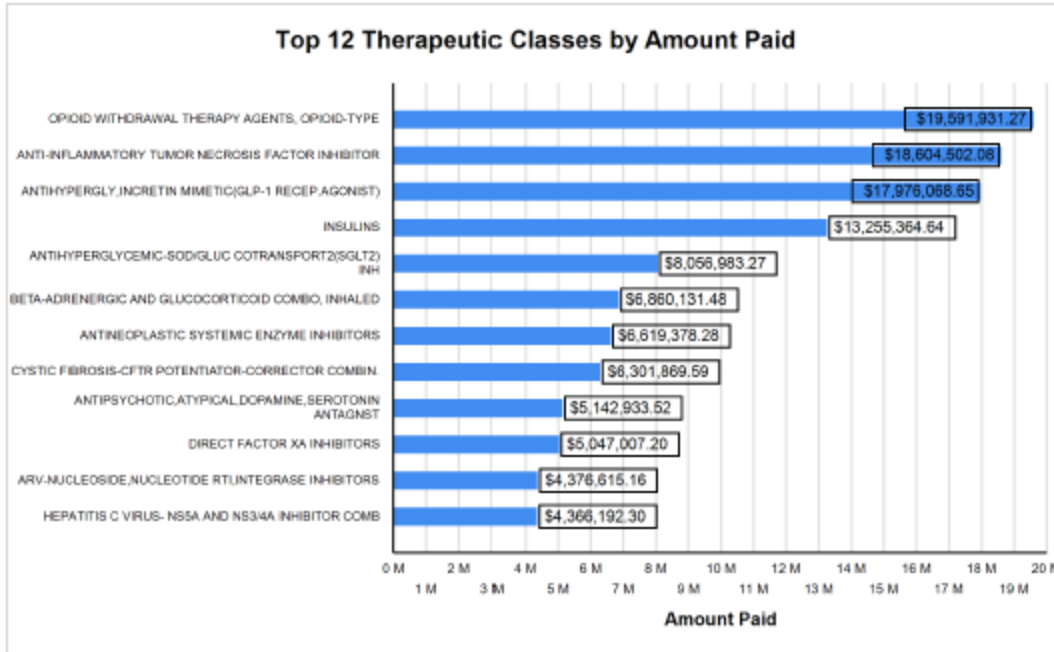
**Top 25 Therapeutic Classes by Amount Paid**  
 Report Period from 10/01/2023 thru 12/31/2023

Reporting Months (4th Quarter): 10/1/2023-12/31/2023

Rank	Therapeutic Class	Therapeutic Class Codes	Amount Paid	% of Total Amount Paid	Prescription Count
1	OPIOID WITHDRAWAL THERAPY AGENTS, OPIOID-TYPE	H3W	\$19,591,931.27	8.20	96,074
2	ANTH-INFLAMMATORY TUMOR NECROSIS FACTOR INHIBITOR	S2J	\$18,604,502.08	7.80	2,233
3	ANTIHYPERGLY,INCRETIN MIMETIC(GLP-1 RECEP.AGONIST)	C4I	\$17,976,068.65	7.50	21,099
4	INSULINS	C4G	\$13,255,364.64	5.50	23,141
5	ANTIHYPERGLYCEMIC-SOD/GLUC COTRANSPORT2(SGLT2) INH	C4D	\$8,056,983.27	3.40	10,335
6	BETA-ADRENERGIC AND GLUCOCORTICOID COMBO, INHALED	B63	\$6,860,131.48	2.90	19,251
7	ANTINEOPLASTIC SYSTEMIC ENZYME INHIBITORS	V1Q	\$6,619,378.28	2.80	457
8	CYSTIC FIBROSIS-CFTR POTENTIATOR-CORRECTOR COMBIN.	B0F	\$6,301,869.59	2.60	276
9	ANTIPSYCHOTIC,ATYPICAL,DOPAMINE,SEROTONIN ANTAGNST	H7T	\$5,142,933.52	2.10	38,512
10	DIRECT FACTOR XA INHIBITORS	M9V	\$5,047,007.20	2.10	7,766
11	ARV-NUCLEOSIDE,NUCLEOTIDE RTI,INTEGRASE INHIBITORS	W5X	\$4,376,615.16	1.80	1,194
12	HEPATITIS C VIRUS- NSSA AND NS3/4A INHIBITOR COMB	W0E	\$4,366,192.30	1.80	345
13	TX FOR ATTENTION DEFICIT-HYPERACT(ADHD)/NARCOLEPSY	H2V	\$4,162,757.01	1.70	26,493
14	ANTICONVULSANTS	H4B	\$4,074,066.47	1.70	100,039
15	ANTIPSORIATIC AGENTS,SYSTEMIC	L1A	\$3,859,149.24	1.60	487
16	HEP C VIRUS-NSSB POLYMERASE AND NSSA INHIB. COMBO.	W0B	\$3,646,178.84	1.50	495
17	BETA-ADRENERGIC AGENTS, INHALED, SHORT ACTING	B6W	\$3,285,974.39	1.40	57,115
18	HUMAN INTERLEUKIN 12/23 (IL-12/13) INHIBITORS, MAB	Z2U	\$3,215,312.53	1.30	131
19	INTERLEUKIN-4(IL-4) RECEPTOR ALPHA ANTAGONIST, MAB	V4D	\$2,889,552.08	1.20	812
20	DIABETIC SUPPLIES	Y9A	\$2,730,909.08	1.10	7,712
21	ANTIHYPERGLYCEMIC, DPP-4 INHIBITORS	C4J	\$2,725,999.55	1.10	3,931
22	AGENTS TO TREAT MULTIPLE SCLEROSIS	H0E	\$2,692,043.15	1.10	422
23	ANTICHOLINERGICS, ORALLY INHALED LONG ACTING	B61	\$2,661,471.85	1.10	4,964
24	ANTIPSYCHOTICS, ATYP, D2 PARTIAL AGONIST/5HT MIXED	H7X	\$2,371,486.43	1.00	14,226
25	ADRENERGICS, AROMATIC, NON-CATECHOLAMINE	J5B	\$2,312,279.37	1.00	24,473
<b>Totals:</b>			<b>\$156,826,157.43</b>	<b>65.30</b>	<b>461,383</b>

**Top 12 Therapeutic Classes by Amount Paid**  
 Reporting Months 4th Quarter: 10/1/2023-12/31/2023

Reporting Months (4th Quarter): 10/1/2023-12/31/2023



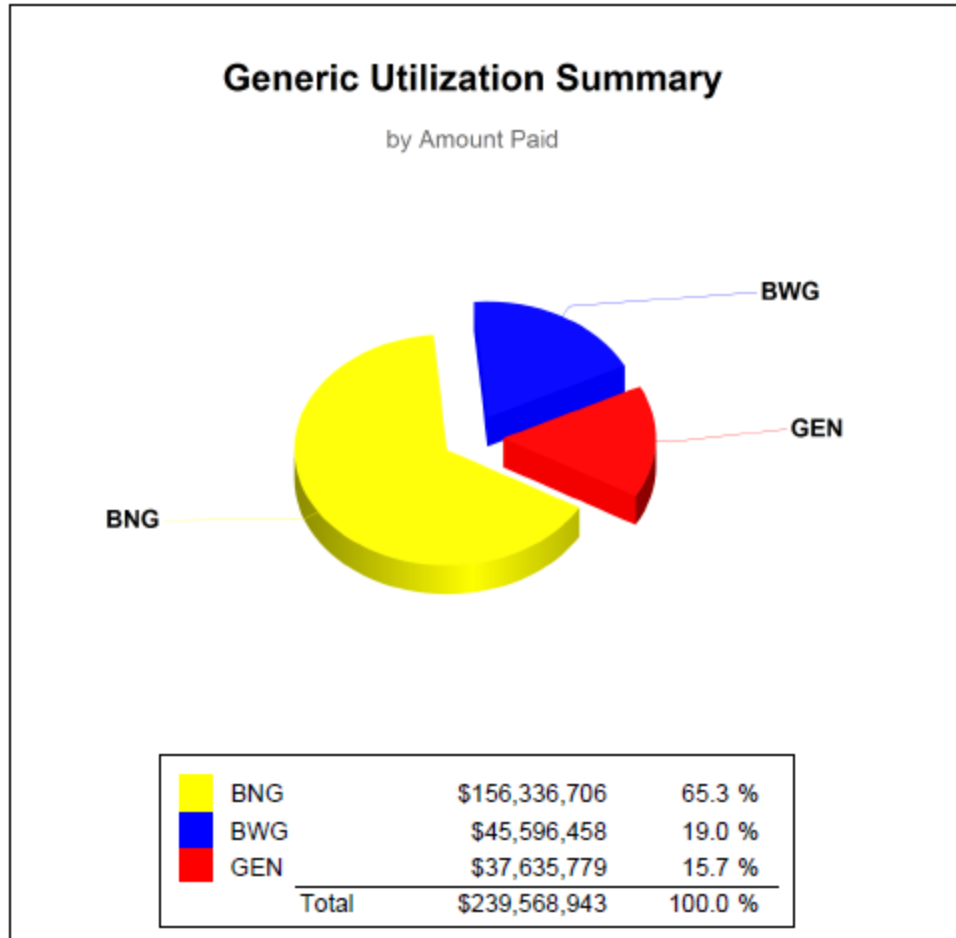
**Prescriptions**

OPIOID WITHDRAWAL THERAPY AGENTS, OPIOID-TYPE	96,074
ANTI-INFLAMMATORY TUMOR NECROSIS FACTOR INHIBITOR	2,233
ANTIHYPERGLY,INCRETIN MIMETIC(GLP-1 RECEP.AGONIST)	21,099
INSULINS	23,141
ANTIHYPERGLYCEMIC-SOD/GLUC COTRANSPORT2(SGLT2) INH	10,335
BETA-ADRENERGIC AND GLUCOCORTICOID COMBO, INHALED	19,251
ANTINEOPLASTIC SYSTEMIC ENZYME INHIBITORS	457
CYSTIC FIBROSIS-CFTR POTENTIATOR-CORRECTOR COMBIN.	276
ANTIPSYCHOTIC,ATYPICAL,DOPAMINE,SEROTONIN ANTAGNST	38,512
DIRECT FACTOR XA INHIBITORS	7,766
ARV-NUCLEOSIDE,NUCLEOTIDE RTI,INTEGRASE INHIBITORS	1,194
HEPATITIS C VIRUS- NS5A AND NS3/4A INHIBITOR COMB	345

**Pharmacy Generic Utilization Summary by Amount Paid**

Reporting Month 4th Quarter: 10/1/2023-12/31/2023

Reporting Months (4th Quarter): 10/1/2023-12/31/2023



*BNG = Brand With no Generic Available*

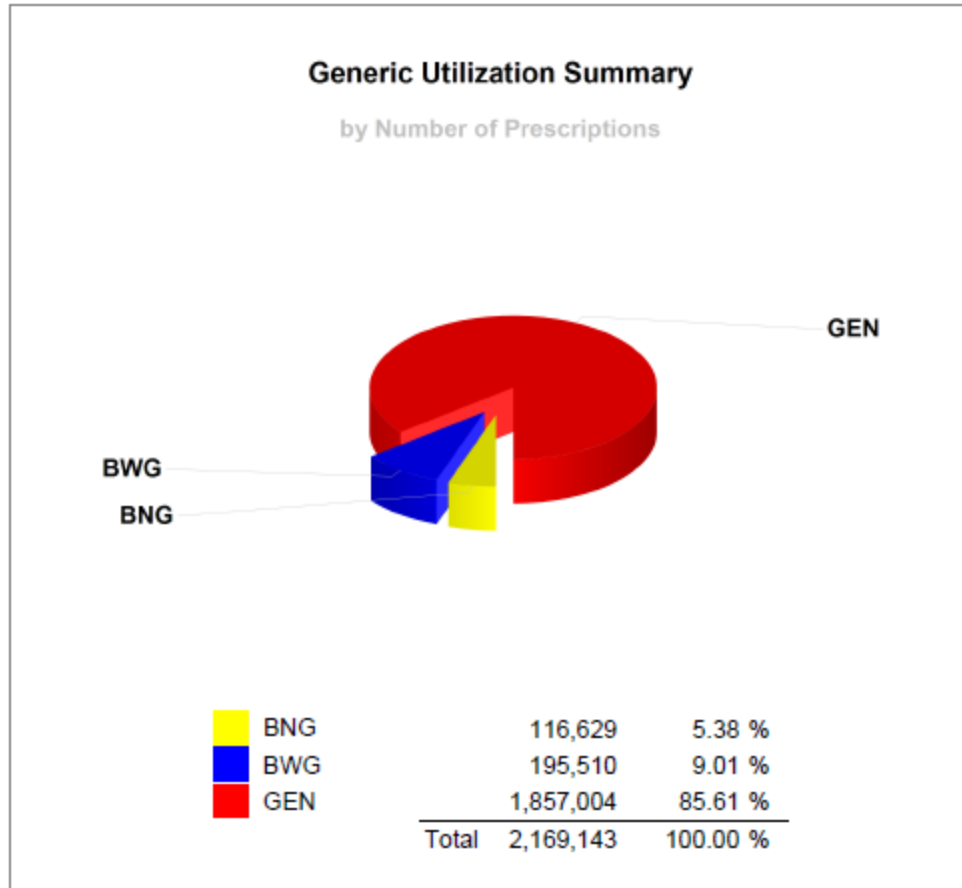
*BWG = Brand Dispensed when Generic Available*

*GEN = Generic*

Pharmacy Generic Utilization Summary By Number Of Prescriptions

Report Period from 10/01/2023 thru 12/31/2023

Reporting Months (4th Quarter): 10/1/2023-12/31/2023



*BNG = Brand With no Generic Available*

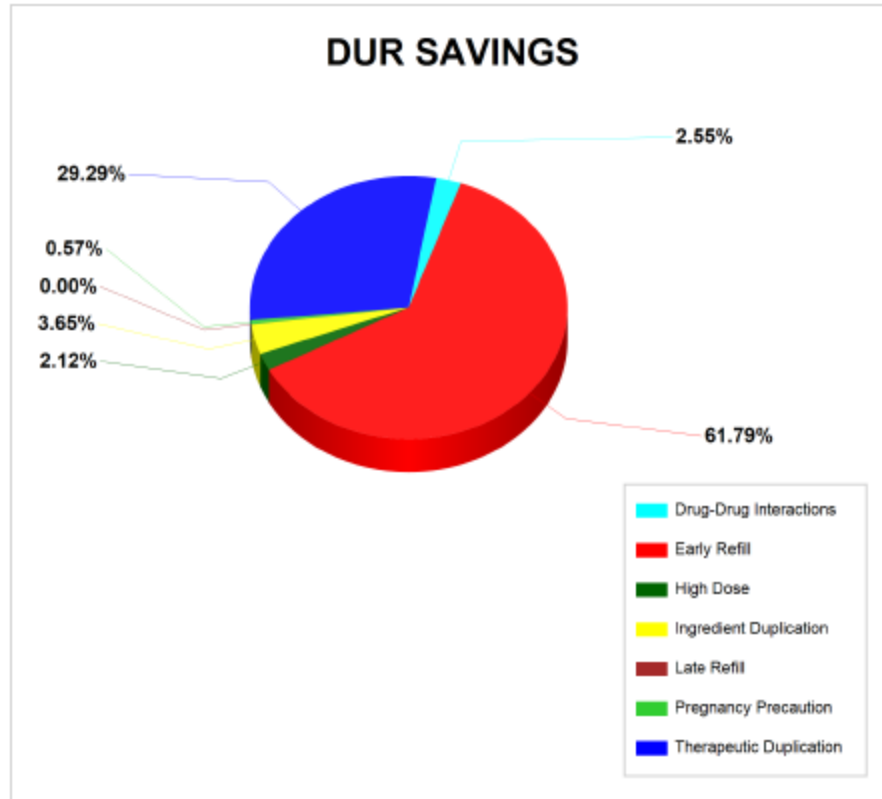
*BWG = Brand Dispensed when Generic Available*

*GEN = Generic*



Pharmacy DUR Savings - QUARTERLY  
 Report Period from 10/01/2023 thru 12/31/2023

Reporting Months (4th Quarter) : 10/1/2023 - 12/31/2023



Code	Description	Amount Saved	% of Savings
DD	Drug-Drug Interactions	\$1,286,785.28	3.00
ER	Early Refill	\$31,088,856.47	62.00
HD	High Dose	\$1,067,927.67	2.00
ID	Ingredient Duplication	\$1,838,027.35	4.00
LR	Late Refill	\$0.00	0.00
PG	Pregnancy Precaution	\$289,853.42	1.00
TD	Therapeutic Duplication	\$14,736,670.87	29.00
<b>Totals:</b>		<b>\$50,308,121.06</b>	<b>100.00</b>