


# West Virginia Pharmacy Services



## Drug Utilization Review 4th Quarter 2019

Prepared by :



**DUR Quarterly Overall Summary Report**

Report Period from 10/01/2019 thru 12/31/2019

Categories	4th Qtr 2019	4th Qtr 2018	% Change
<b>Total Paid Amount</b>	\$186,780,040.75	\$170,864,276.04	9.31
<b>Eligible Members</b>	462,475	476,549	-2.95
<b>Utilizing Eligibles</b>	254,629	259,230	-1.77
<b>Total # Prescriptions</b>	2,391,792	2,398,914	-0.30
<b>Cost per Utilizing Member</b>	\$733.54	\$659.12	11.29
<b>Average # Prescriptions per Utilizer</b>	9	9	0.00
<b>Average Cost per Prescription</b>	\$78.09	\$71.23	9.64
<b># Generic Prescriptions</b>	2,033,498	2,051,809	-0.89
<b>% Generic Prescriptions</b>	85	85	0.00
<b>Total Cost - Generics</b>	\$35,074,407.59	\$35,528,446.22	-1.28
<b>Average Generic Prescription Cost</b>	\$17.25	\$17.32	-0.39
<b>Average Days Supply - Generics</b>	25	25	0.00
<b># Brand Prescriptions</b>	358,294	347,105	3.22
<b>% Brand Prescriptions</b>	14.00	14.00	0.00
<b>Total Cost - Brand</b>	\$151,705,633.16	\$135,335,829.82	12.10
<b>Average Brand Prescription Cost</b>	\$423.41	\$389.90	8.60
<b>Average Days Supply - Brand</b>	21	21	0.00
<b>Rebates Collected</b>	\$170,110,350.64	\$116,444,607.16	46.09

**Top 25 Therapeutic Classes By Prescription Count**

Report Period from 10/01/2019 thru 12/31/2019

Reporting Months (4th Quarter) 10/01/2019 - 12/31/2019

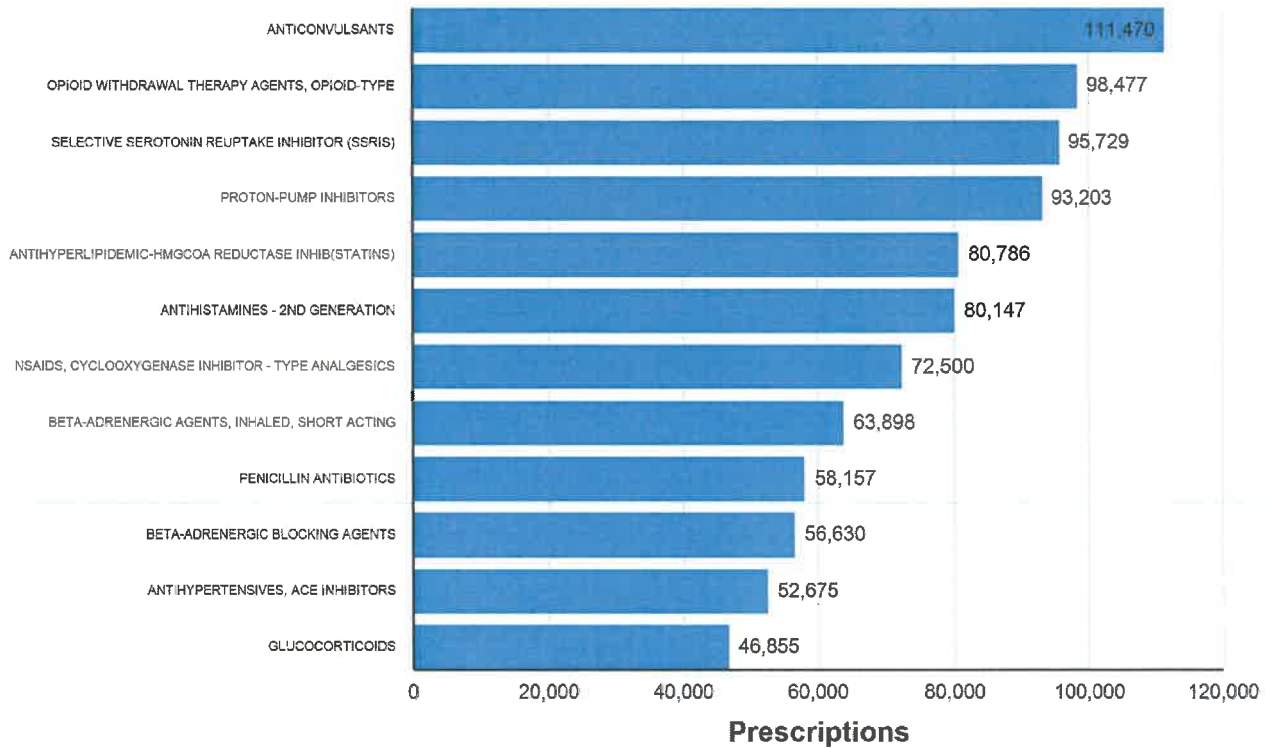
Rank	Therapeutic Class	Therapeutic Class Code	Prescription Count	% of Total Prescription Count	Amount Paid
1	ANTICONVULSANTS	H4B	111,470	4.60	\$7,500,346.04
2	OPIOID WITHDRAWAL THERAPY AGENTS, OPIOID-TYPE	H3W	98,477	4.10	\$13,013,837.34
3	SELECTIVE SEROTONIN REUPTAKE INHIBITOR (SSRIS)	H2S	95,729	4.00	\$1,085,560.40
4	PROTON-PUMP INHIBITORS	D4J	93,203	3.80	\$1,570,606.48
5	ANTHYPERLIPIDEMIC-HMGCOA REDUCTASE INHIB (STATINS)	M4D	80,786	3.30	\$966,145.03
6	ANTIHISTAMINES - 2ND GENERATION	Z2Q	80,147	3.30	\$864,945.02
7	NSAIDS, CYCLOOXYGENASE INHIBITOR - TYPE ANALGESICS	S2B	72,500	3.00	\$898,726.56
8	BETA-ADRENERGIC AGENTS, INHALED, SHORT ACTING	B6W	63,898	2.60	\$3,970,875.39
9	PENICILLIN ANTIBIOTICS	W1A	58,157	2.40	\$839,819.14
10	BETA-ADRENERGIC BLOCKING AGENTS	J7C	56,630	2.30	\$795,821.90
11	ANTIHYPERTENSIVES, ACE INHIBITORS	A4D	52,675	2.20	\$546,529.23
12	GLUCOCORTICOIDS	P5A	46,855	1.90	\$665,491.57
13	LEUKOTRIENE RECEPTOR ANTAGONISTS	Z4B	46,192	1.90	\$596,326.42
14	VITAMIN D PREPARATIONS	C6D	44,959	1.90	\$421,276.91
15	THYROID HORMONES	P3A	44,049	1.80	\$767,673.89
16	SKELETAL MUSCLE RELAXANTS	H6H	39,342	1.60	\$514,412.71
17	ANTIHISTAMINES - 1ST GENERATION	Z2P	38,519	1.60	\$511,736.22
18	SEROTONIN-NOREPINEPHRINE REUPTAKE-INHIB (SNRIS)	H7C	36,606	1.50	\$594,012.08
19	ANTHYPERGLYCEMIC, BIGUANIDE TYPE	C4L	36,588	1.50	\$372,396.79
20	ANTIPSYCHOTIC, ATYPICAL, DOPAMINE, SEROTONIN ANTAGNST	H7T	35,004	1.40	\$4,936,928.42
21	NASAL ANTI-INFLAMMATORY STEROIDS	Q7P	34,792	1.40	\$637,656.21
22	HISTAMINE H2-RECEPTOR INHIBITORS	Z2D	34,363	1.40	\$464,494.84
23	INSULINS	C4G	32,961	1.40	\$17,567,931.30
24	CALCIUM CHANNEL BLOCKING AGENTS	A9A	32,161	1.30	\$382,347.16
25	OPIOID ANALGESIC AND NON-SALICYLATE ANALGESICS	H3U	29,824	1.20	\$441,000.16
<b>Totals:</b>			<b>1,395,887</b>	<b>57.40</b>	<b>\$60,926,897.21</b>

**WV POS Quarterly Drug Class Review Top 12 by Rx Count**

Reporting Period From: 10/01/2019 - 12/31/2019

**Reporting Months (4th Quarter): 10/01/2019 - 12/31/2019**

**Top 12 Therapeutic Classes By Prescription Count**



**Amount Paid**

ANTICONVULSANTS	\$7,500,346.04
OPIOID WITHDRAWAL THERAPY AGENTS, OPIOID-TYPE	\$13,013,837.34
SELECTIVE SEROTONIN REUPTAKE INHIBITOR (SSRIS)	\$1,085,560.40
PROTON-PUMP INHIBITORS	\$1,570,606.48
ANTIHYPERLIPIDEMIC-HMGCOA REDUCTASE INHIB(STATINS)	\$966,145.03
ANTIHISTAMINES - 2ND GENERATION	\$864,945.02
NSAIDS, CYCLOOXYGENASE INHIBITOR - TYPE ANALGESICS	\$898,726.56
BETA-ADRENERGIC AGENTS, INHALED, SHORT ACTING	\$3,970,875.39
PENICILLIN ANTIBIOTICS	\$839,819.14
BETA-ADRENERGIC BLOCKING AGENTS	\$795,821.90
ANTIHYPERTENSIVES, ACE INHIBITORS	\$546,529.23
GLUCOCORTICOIDS	\$665,491.57

**Top 25 Therapeutic Classes by Amount Paid**

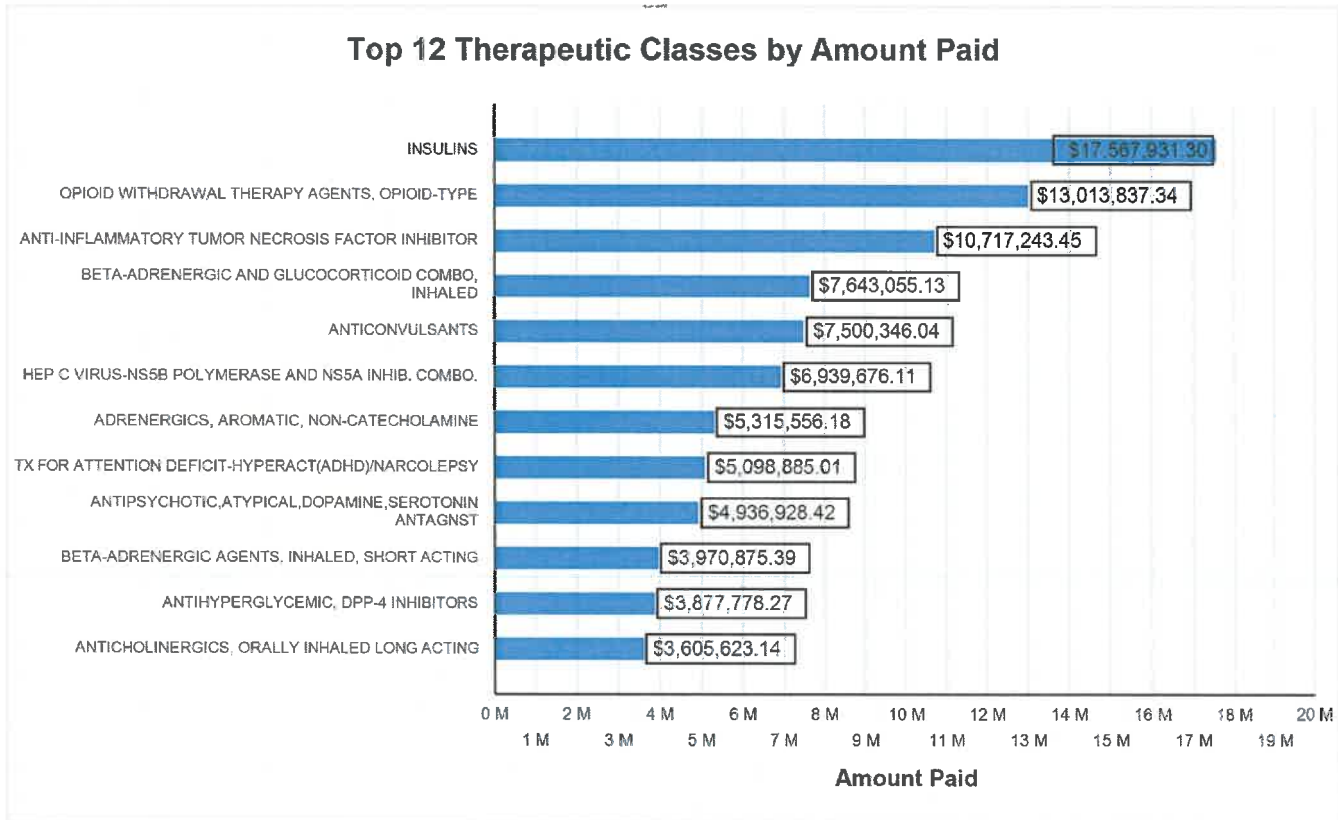
Report Period from 10/01/2019 thru 12/31/2019

**Reporting Months (4th Quarter): 10/1/2019-12/31/2019**

Rank	Therapeutic Class	Therapeutic Class Codes	Amount Paid	% of Total Amount Paid	Prescription Count
1	INSULINS	C4G	\$17,567,931.30	9.40	32,961
2	OPIOID WITHDRAWAL THERAPY AGENTS, OPIOID-TYPE	H3W	\$13,013,837.34	7.00	98,477
3	ANTI-INFLAMMATORY TUMOR NECROSIS FACTOR INHIBITOR	S2J	\$10,717,243.45	5.70	1,857
4	BETA-ADRENERGIC AND GLUCOCORTICOID COMBO, INHALED	B63	\$7,643,055.13	4.10	22,704
5	ANTICONSULSANTS	H4B	\$7,500,346.04	4.00	111,470
6	HEP C VIRUS-NS5B POLYMERASE AND NS5A INHIB. COMBO.	W0B	\$6,939,676.11	3.70	328
7	ADRENERGICS, AROMATIC, NON-CATECHOLAMINE	J5B	\$5,315,556.18	2.80	27,151
8	TX FOR ATTENTION DEFICIT-HYPERACT(ADHD)/NARCOLEPSY	H2V	\$5,098,885.01	2.70	22,550
9	ANTIPSYCHOTIC,ATYPICAL,DOPAMINE,SEROTONIN ANTAGNST	H7T	\$4,936,928.42	2.60	35,004
10	BETA-ADRENERGIC AGENTS, INHALED, SHORT ACTING	B6W	\$3,970,875.39	2.10	63,898
11	ANTIHYPERGLYCEMIC, DPP-4 INHIBITORS	C4J	\$3,877,778.27	2.10	9,541
12	ANTICHOLINERGICS, ORALLY INHALED LONG ACTING	B61	\$3,605,623.14	1.90	8,794
13	ANTINEOPLASTIC SYSTEMIC ENZYME INHIBITORS	V1Q	\$3,036,549.55	1.60	314
14	AGENTS TO TREAT MULTIPLE SCLEROSIS	H0E	\$2,952,252.79	1.60	429
15	DIRECT FACTOR XA INHIBITORS	M9V	\$2,827,272.54	1.50	6,938
16	CYSTIC FIBROSIS-CFTR POTENTIATOR-CORRECTOR COMBIN.	B0F	\$2,488,732.97	1.30	119
17	BLOOD SUGAR DIAGNOSTICS	M4A	\$2,298,343.96	1.20	22,766
18	ARV-NUCLEOSIDE,NUCLEOTIDE RTI,INTEGRASE INHIBITORS	W5X	\$2,033,782.20	1.10	694
19	ANTIPSORIATIC AGENTS,SYSTEMIC	L1A	\$2,025,298.38	1.10	366
20	ANTIPSYCHOTICS, ATYP, D2 PARTIAL AGONIST/5HT MIXED	H7X	\$2,016,290.70	1.10	12,760
21	ANTI-ALCOHOLIC PREPARATIONS	C0D	\$2,003,473.24	1.10	2,070
22	HEPATITIS C VIRUS- NS5A AND NS3/4A INHIBITOR COMB	W0E	\$1,992,855.95	1.10	155
23	ANTIHYPERGLY,INCRETIN MIMETIC(GLP-1 RECEPT.AGONIST)	C4I	\$1,838,669.15	1.00	2,677
24	GROWTH HORMONES	P1A	\$1,802,328.11	1.00	401
25	PROTON-PUMP INHIBITORS	D4J	\$1,570,606.48	0.80	93,203
<b>Totals:</b>			<b>\$119,074,191.80</b>	<b>63.60</b>	<b>577,627</b>

**Top 12 Therapeutic Classes by Amount Paid**  
 Reporting Months 4th Quarter: 10/1/2019-12/31/2019

**Reporting Months (4th Quarter): 10/1/2019-12/31/2019**



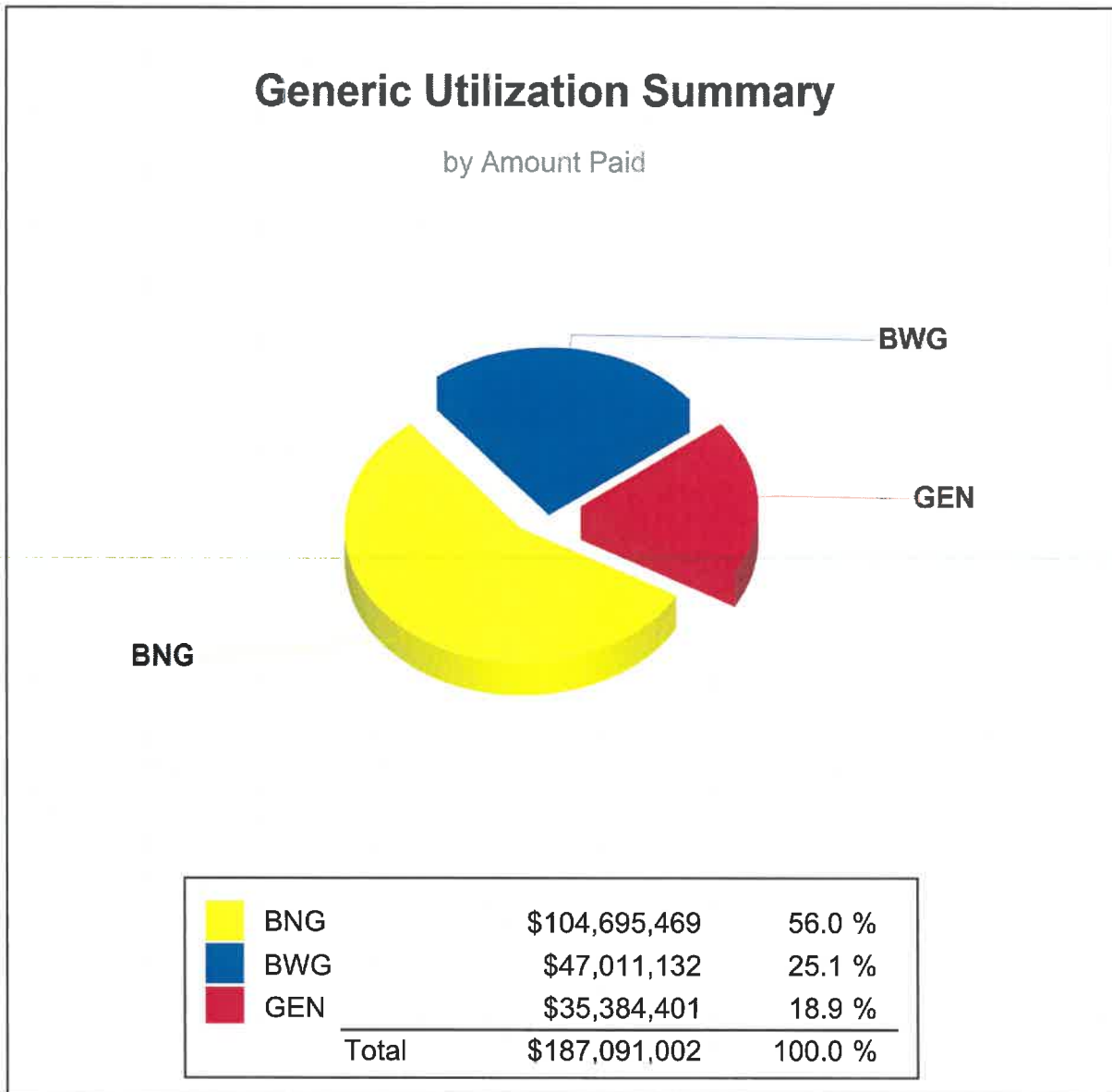
**Prescriptions**

INSULINS	32,961
OPIOID WITHDRAWAL THERAPY AGENTS, OPIOID-TYPE	98,477
ANTI-INFLAMMATORY TUMOR NECROSIS FACTOR INHIBITOR	1,857
BETA-ADRENERGIC AND GLUCOCORTICOID COMBO, INHALED	22,704
ANTICONSULSANTS	111,470
HEP C VIRUS-NS5B POLYMERASE AND NS5A INHIB. COMBO.	328
ADRENERGICS, AROMATIC, NON-CATECHOLAMINE	27,151
TX FOR ATTENTION DEFICIT-HYPERACT(ADHD)/NARCOLEPSY	22,550
ANTIPSYCHOTIC, ATYPICAL, DOPAMINE, SEROTONIN ANTAGNIST	35,004
BETA-ADRENERGIC AGENTS, INHALED, SHORT ACTING	63,898
ANTIHYPERGLYCEMIC, DPP-4 INHIBITORS	9,541
ANTICHOLINERGICS, ORALLY INHALED LONG ACTING	8,794

**Pharmacy Generic Utilization Summary by Amount Paid**

Reporting Month 4th Quarter: 10/1/2019-12/31/2019

Reporting Months (4th Quarter): 10/1/2019-12/31/2019



**BNG = Brand With no Generic Available**

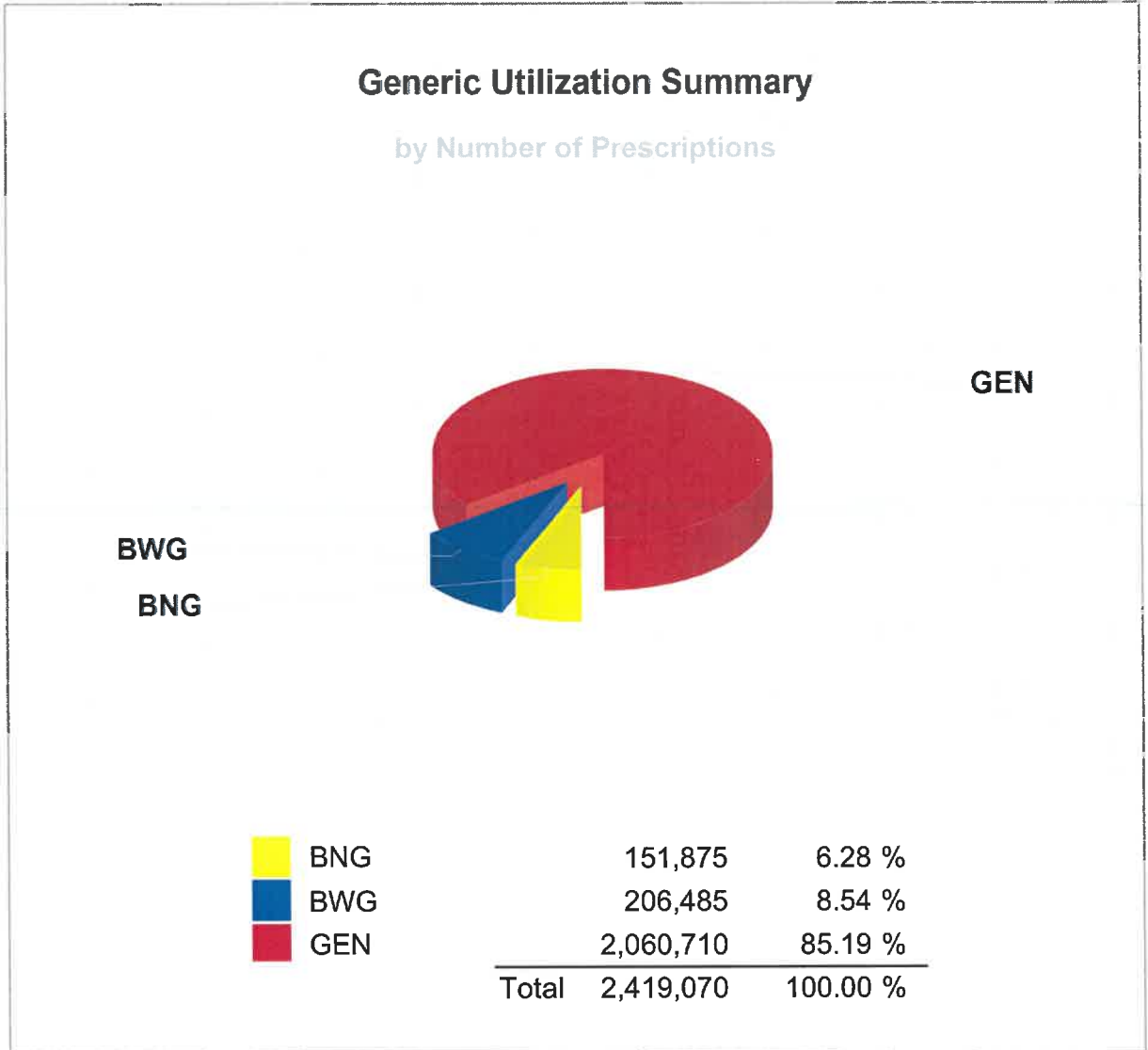
**BWG = Brand Dispensed when Generic Available**

**GEN = Generic**

**Pharmacy Generic Utilization Summary By Number Of Prescriptions**

Report Period from 10/01/2019 thru 12/31/2019

**Reporting Months (4th Quarter): 10/1/2019-12/31/2019**



**BNG = Brand With no Generic Available**

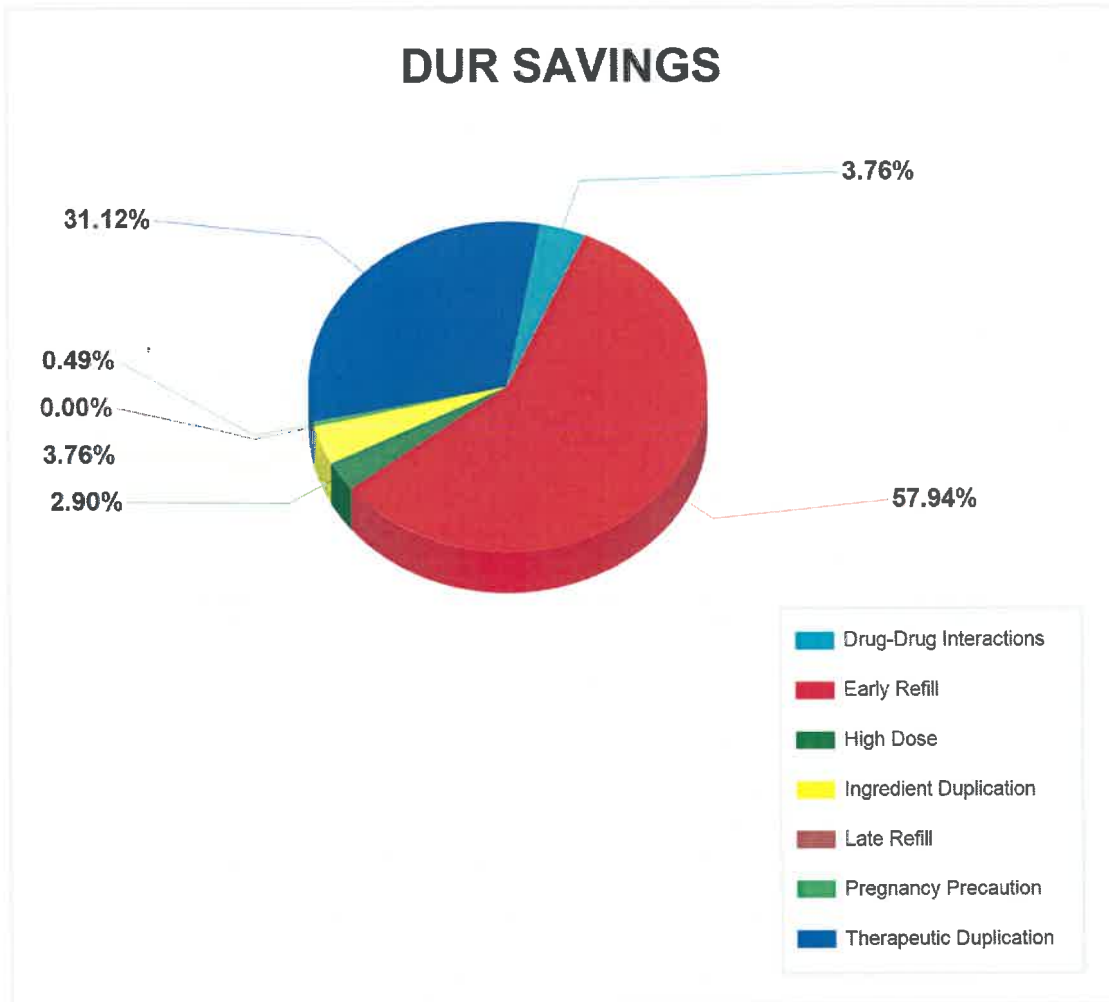
**BWG = Brand Dispensed when Generic Available**

**GEN = Generic**



**Pharmacy DUR Savings - QUARTERLY**  
 Report Period from 10/01/2019 thru 12/31/2019

**Reporting Months (4th Quarter) : 10/1/2019 - 12/31/2019**



Code	Description	Amount Saved	% of Savings
DD	Drug-Drug Interactions	\$993,759.45	4.00
ER	Early Refill	\$15,278,104.48	58.00
HD	High Dose	\$766,309.61	3.00
ID	Ingredient Duplication	\$991,440.11	4.00
LR	Late Refill	\$0.00	0.00
PG	Pregnancy Precaution	\$130,037.61	0.00
TD	Therapeutic Duplication	\$8,204,816.34	31.00
<b>Totals:</b>		<b>\$26,364,467.59</b>	<b>100.00</b>